

DATA SHEET

GENERAL SERIES RECTIFIER
GENERAL PURPOSE

S1 SERIES

RoHS compliant & Halogen free

Product specification— July 26, 2023 V.0




General Series Rectifier

Features

- Low profile package
- Ideal for automated placement
- Glass passivated chip junction
- High forward surge capability
- Meets MSL level 1, per J-STD-020, LF maximum peak of 260 °C

Applications

For use in general purpose rectification of power supplies, inverters, converters, and freewheeling diodes for consumer and telecommunication.



Mechanical Data

- Package: DO-214AC (SMA) Molding compound meets UL 94 V-0 flammability rating, RoHS-compliant, halogen-free
- Terminals: Tin plated leads, solderable per J-STD-002 and JESD22-B102
- Polarity: Cathode line denotes the cathode end

Maximum Ratings (Ta=25°C Unless otherwise specified)

PARAMETER	SYMBOLS	S1A	S1B	S1D	S1G	S1J	S1K	S1M	UNITS
Marking Code	/	S1A	S1B	S1D	S1G	S1J	S1K	S1M	/
Maximum Repetitive Peak Reverse Voltage	V_{RRM}	50	100	200	400	600	800	1000	V
Maximum RMS Voltage	V_{RMS}	35	70	140	280	420	560	700	V
Maximum DC blocking Voltage	V_{DC}	50	100	200	400	600	800	1000	V
Average rectified output current @60Hz sine wave, resistance load, TL (Fig.1)	I_O	1.0							A
Forward Surge Current (Non-repetitive) @60Hz Half-sine wave, 1 cycle, $T_j=25^\circ\text{C}$	I_{FSM}	30							A
Current squared time @1ms≤t≤8.3ms $T_j=25^\circ\text{C}$	I^2t	3.7							A ² s
Typical Thermal Resistance	$R_{\theta J-A}^{(1)}$	95							°C/W
Storage temperature	T_{stg}	-55 ~ +150							°C
Junction temperature	T_j	-55 ~ +150							°C

Note: (1) Thermal resistance from junction to ambient and from junction to lead mounted on P.C.B. with 0.2" x 0.2" (5.0 mm x 5.0 mm) copper pad areas

Electrical Characteristics (Ta=25°C Unless otherwise specified)

PARAMETER	SYMBOLS	TEST CONDITIONS	S1A	S1B	S1D	S1G	S1J	S1K	S1M	UNITS
Maximum instantaneous forward voltage	VF	IFM=1.0A	1.1							V
Maximum DC reverse current at rated DC blocking voltage	IR	@Ta=25°C	10							uA
		@Ta =125°C	50							

Typical Characteristics Curves

Figure 1. Io-TL Curve

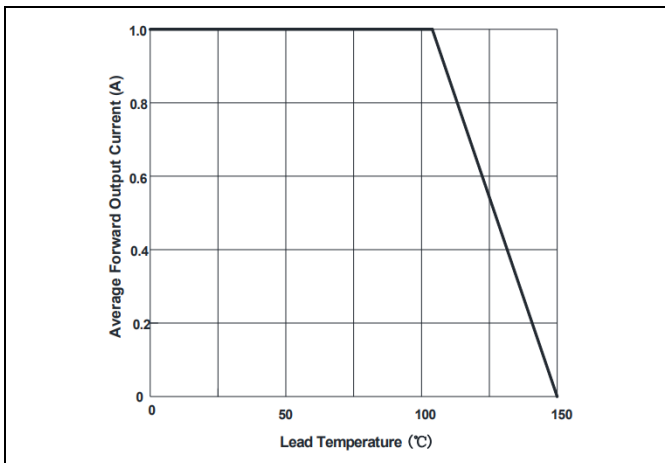


Figure 2. Forward Surge Current Capability

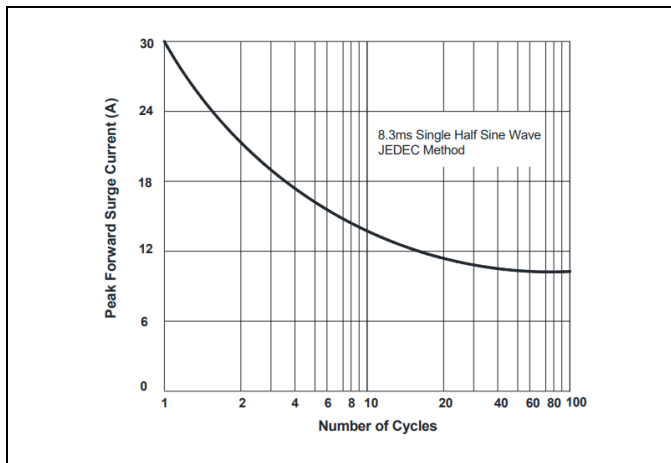


Figure 3. Typical Forward Voltage

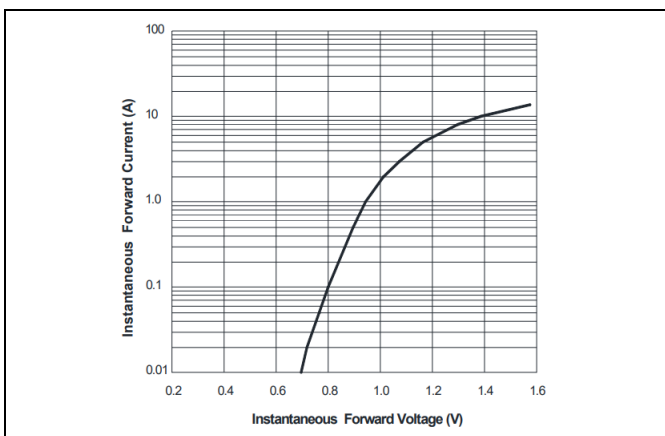
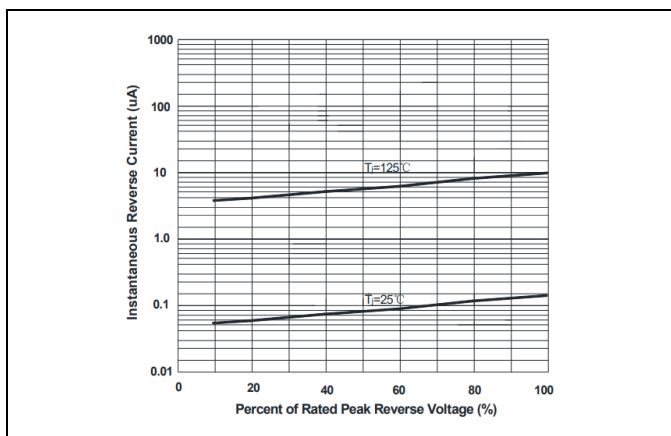


Figure 4. Typical Reverse Characteristics



Dimensions (SMA /DO-214AC)

Product	Symbol	Millimeters		Inches	
		Min.	Max.	Min.	Max.
	L	3.99	4.75	0.157	0.187
	D	2.40	2.83	0.095	0.112
	D1	1.20	1.65	0.047	0.065
	T	4.93	5.66	0.194	0.223
	T1	0.76	1.52	0.030	0.060
	d	0.15	0.31	0.006	0.012
	H	1.90	2.42	0.075	0.095

Packaging

Tape	Symbol	Dimension (mm)
	W	12.0±0.15
	P0	4.00±0.10
	P1	4.00±0.10
	P2	2.00±0.10
	D0	Φ1.55±0.05
	D1	Φ1.55±0.05
	E	1.75±0.05
	F	5.50±0.10
	A0	2.79±0.10
	B0	5.33±0.10
	K0	2.36±0.10
	T	0.22±0.10

13" Reel	Symbol	Dimension
	D5	Φ330±1.0
	D6	Φ17.0+1/-0.5
	H	3.0max.
	W2	16.0±0.5
	Quantity: 5000pcs	

LEGAL DISCLAIMER

YAGEO, its distributors and agents (collectively, "YAGEO"), hereby disclaims any and all liabilities for any errors, inaccuracies or incompleteness contained in any product related information, including but not limited to product specifications, datasheets, pictures and/or graphics. YAGEO may make changes, modifications and/or improvements to product related information at any time and without notice.

YAGEO makes no representation, warranty, and/or guarantee about the fitness of its products for any particular purpose or the continuing production of any of its products. To the maximum extent permitted by law, YAGEO disclaims (i) any and all liability arising out of the application or use of any YAGEO product, (ii) any and all liability, including without limitation special, consequential or incidental damages, and (iii) any and all implied warranties, including warranties of fitness for a particular purpose, non-infringement and merchantability.

YAGEO products are designed for general purpose applications under normal operation and usage conditions. Please contact YAGEO for the applications listed below which require especially high reliability for the prevention of defects which might directly cause damage to the third party's life, body or property: Aerospace equipment (artificial satellite, rocket, etc.), Atomic energy-related equipment, Aviation equipment, Disaster prevention equipment, crime prevention equipment, Electric heating apparatus, burning equipment, Highly public information network equipment, data-processing equipment, Medical devices, Military equipment, Power generation control equipment, Safety equipment, Traffic signal equipment, Transportation equipment and Undersea equipment, or for any other application or use in which the failure of YAGEO products could result in personal injury or death, or serious property damage. Particularly **YAGEO Corporation and its affiliates do not recommend the use of commercial or automotive grade products for high reliability applications or manned space flight.**

Information provided here is intended to indicate product specifications only. YAGEO reserves all the rights for revising this content without further notification, as long as products are unchanged. Any product change will be announced by PCN.