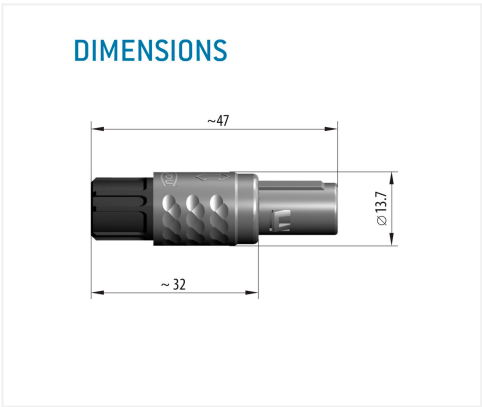




General information

|                   |                     |
|-------------------|---------------------|
| Part number       | S11MC7-P12MCC9-5230 |
| Termination       | Solder              |
| Size              | 1                   |
| Locking principle | Push-Pull           |
| Coding            | C (60°)             |
| Cable Diameter    | 4 – 5.2 mm          |
| Cable outlet      | Standard back nut   |



Contact insert description

|                      |         |
|----------------------|---------|
| Number of contacts   | 12      |
| Contact type         | Pins    |
| Contact diameter     | 0.5 mm  |
| Insulator material   | PEEK    |
| Wire cross section   | AWG 28  |
| Termination          | Solder  |
| Termination diameter | 0.45 mm |

Reverse gender on request

Technical information

|  |                             |  |
|--|-----------------------------|--|
| Max. creepage and air clearance distance | 0.5 mm (Contact to contact) | IEC 60601-1: 2MOPP, 2MOOP*                 |
| Nominal current single contact           | 4 A                         | IEC 60512-5-2:2002 (DIN EN 60512-5-2:2003) |
| Nominal current insert                   | 2,2 A                       | VDE 0298-4:2003                            |
| Test voltage                             | 1.2 kV DC                   | SAE AS 13441:1998 method 3001.1            |

All shown connectors are rated to a safety extra low voltage (SELV) of less than 50 V AC / 75 V DC, according to IEC 61140:2016 (VDE 0140-1:2016) Protection against electric shock - Common aspects for installation and equipment. In case other standards rule a specific use of the connector, the application specific safety criteria shall be considered first. In this context, lower voltage ratings may be valid. Warning: Danger to life for operating voltages above 50 V AC / 120 V DC!

\* As per IEC 60601-1:2012 (VDE 0750-1:2013-12) if a matching 2MOPP/2MOOP receptacle is selected. Max working voltage of the medical electrical device 250 V AC (degree of pollution 2).

## Mechanical and environmental data

|                       |                 |
|-----------------------|-----------------|
| Degree of protection* | IP50            |
| Operating temperature | -50 °C – 120 °C |
| Mating cycles         | 2000            |

\*mated & unmated condition

## Insulator materials MEDI-SNAP®

|  | Standard                                      | PEEK                     |
|--|---|--------------------------|
| Flammability rating                            | UL 94   | V-0/1.5                  |
| Operation temperature                          |   | -50 to +250 °C           |
| Dielectric strength                            | IEC 60243-1:2013 (VDE 0303-21:2014)           | 19 kV/mm                 |
| Comparative figure of the creep resistance CTI | IEC 60112: 2009 (VDE 0303-11:2010)            | 175                      |
| Water absorption                               | ASTM D 570:1998 / ISO 62:2008                 | 0.1 %                    |
| Sterilization (autoclaving)                    | DIN EN 13060:2019-02                          | > 200 cycles             |
| Insulation resistance                          | IEC 60512-3-1:2002 (DIN EN 60512-3-1:2003-01) | > 1 x 10 <sup>12</sup> Ω |

## Material and surface treatments

|              |                           |
|--------------|---------------------------|
| Housing      | PSU gray                  |
| Color option | White                     |
| Contact      | Cu-alloy with gold finish |

All shown connectors are defined without breaking capacity (COC) according to IEC 61984:2008 (VDE 0627:2009).

ODU MEDI-SNAP® and MINI-SNAP® are UL-approved (E110586).

ODU reserves the right to make changes based on the current state of knowledge without prior notice without being obliged to provide replacement deliveries or refinements of older designs.