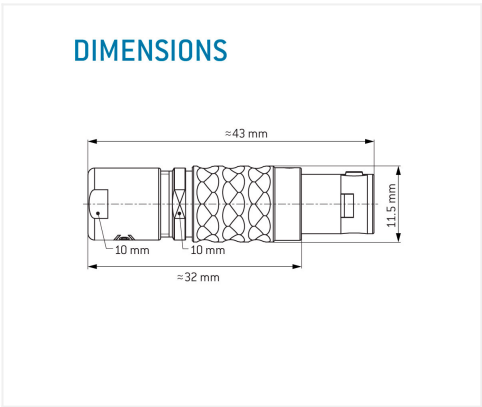

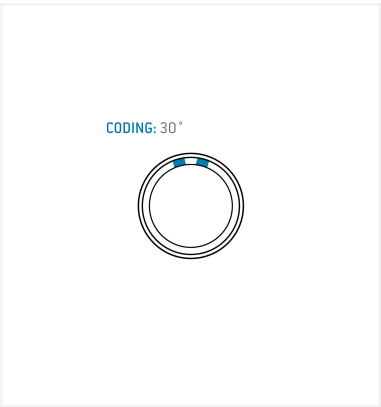


ODU MINI-SNAP® Series L, Straight plug

General information

Part number	S11LAC-P07MFD0-7200
Termination	Solder
Size	1
Locking principle	Push-Pull
Coding	30°
Cable Diameter	6 – 7.2 mm
Cable outlet	Standard back nut



Contact insert description

Number of contacts	7
Contact type	Pins
Contact diameter	0.7 mm
Insulator material	PEEK
Wire cross section	AWG 26
Termination	Solder
Termination diameter	0.65 mm

Reverse gender on request

Technical information

Max. creepage and air clearance distance	0.9 mm [Contact to contact]	1.2 mm [Contact to housing]
Nominal current single contact	6 A	IEC 60512-5-2:2002 (DIN EN 60512-5-2:2003)
Nominal current insert	3,9 A	VDE 0298-4:2003
Test voltage	1.2 kV AC	SAE AS 13441:1998 method 3001.1

All shown connectors are rated to a safety extra low voltage (SELV) of less than 50 V AC / 75 V DC, according to IEC 61140:2016 (VDE 0140-1:2016) Protection against electric shock - Common aspects for installation and equipment. In case other standards rule a specific use of the connector, the application specific safety criteria shall be considered first. In this context, lower voltage ratings may be valid. Warning: Danger to life for operating voltages above 50 V AC / 120 V DC!

**Mechanical and environmental data**

Degree of protection*	IP50
Operating temperature	-40 °C – 120 °C
Mating cycles	5000

\*mated & unmated condition

**Material and surface treatments**

Housing	Cu-alloy with matt chrome finish
Contact	Cu-alloy with gold finish

All shown connectors are defined without breaking capacity (COC) according to IEC 61984:2008 (VDE 0627:2009).  
ODU MEDI-SNAP® and MINI-SNAP® are UL-approved (E110586).  
ODU reserves the right to make changes based on the current state of knowledge without prior notice without being obliged to provide replacement deliveries or refinements of older designs.