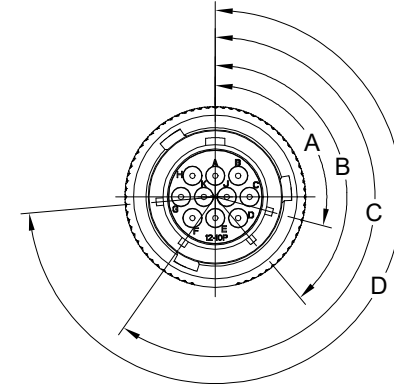
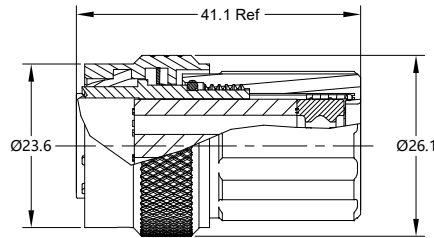
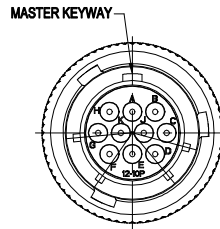


REVISIONS					
REV	ECO	DESCRIPTION	DATE	BY	APPR
A1	-	RELEASED DRAWING	Oct-12-20	Blink	Tommy
A2	-	RELEASED DRAWING	Dec-14-20	Flan	Tommy



NOTES: (UNLESS OTHERWISE SPECIFIED)

1. MATERIAL:

- SHELL: ZINC ALLOY, NICKEL PLATED.
- INSERT: THERMOPLASTIC, UL94 V-0.
- END CAP: THERMOPLASTIC, UL94 V-0.
- COUPLING NUT: AL ALLOY, NICKEL PLATED.
- WAVE WASHER: STAINLESS STEEL.
- O-RING: NBR/SILICONE RUBBER.
- WIRE SEAL: SILICONE RUBBER.
- PLASTIC BUSHING: THERMOPLASTIC, UL94 V-0.

2. SPECIFICATIONS:

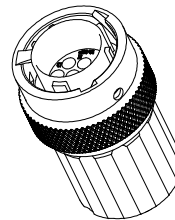
- 2.1 RATED CURRENT:
  - 2.1.1 STAMPED CONTACT 5A (MAX).
  - 2.1.2 MACHINED CONTACT 7.5A (MAX).
- 2.2 RATED VOLTAGE: 250V (AC/DC)
- 2.3 OPERATING TEMPERATURE: SEE CHART.
- 2.4 DIELECTRIC WITHSTANDING VOLTAGE: LESS THAN 2 MILLIAMPS CURRENT LEAKAGE@1500 VOLTS AC.
- 2.5 INSULATION RESISTANCE: 5000 MEGOHMS MIN.
- 2.6 IP-CLASS: IP67(MATED CONDITION).
- 2.7 MATING CYCLES DURABILITY: 500 CYCLES(MIN).
- 2.8 RoHS COMPLIANT.

3. SUITABLE CONTACTS : 20# CONTACTS.

4. ALL DIMENSIONS ARE FOR REFERENCE USE ONLY.

5. CONTACT SIZE AND REAR SEAL WIRE RANGE:

Contact Size	Insulation Overall Diameter(min-max)	Wire Range
20#	Ø1.2mm - Ø1.6mm	20 - 30AWG



KEY POS	PART NUMBER		A	B	C	D
	-40°C ~ 105°C	-40°C ~ 125°C				
N	RT0W61210PNHECR	RT0W61210PNHEC03R	105°	140°	215°	265°
W	RT0W61210PWHECR	RT0W61210PWHEC03R	60°	140°	215°	265°
X	RT0W61210PXHECR	RT0W61210PXHEC03R	105°	155°	215°	265°
Y	RT0W61210PYHECR	RT0W61210PYHEC03R	105°	140°	225°	265°
Z	RT0W61210PZHECR	RT0W61210PZHEC03R	105°	140°	215°	295°

SEE PART NUMBER CHART		DESCRIPTION		ITEM
<b>MATERIALS LIST</b>				
<b>UNLESS OTHERWISE SPECIFIED</b> 1) All dimensions are in metric(mm). 2) Tolerances are as follows: 1 PL DEC ±0.30 2 PL DEC ±0.15 3 PL DEC ±0.08 Fractions ±1/64 Angles ±1° 3) Note reference =		<b>SIGNATURES</b> DRAWN: Blink CHECKED: Flan ENGINEER: APPROVAL: Tommy DATE: Oct-12-20 Oct-14-20 Oct-16-20		 Sine Systems - www.amphenol-sine.com 44724 Morley Drive Clinton Township, MI 48036
MATERIAL SPECIFICATIONS:		CUSTOMER:		EcoMate RM, PLUG, SIZE 12, 10POS, PIN, END CAP, REDUCED WIRE SEALS
PROCESS SPECIFICATIONS:		THIS DRAWING IS SUPPLIED FOR INFORMATION ONLY. DESIGN FEATURES, SPECIFICATIONS AND PERFORMANCE DATA SHOWN HEREON ARE THE PROPERTY OF THE AMPHENOL CORPORATION. NO RIGHTS OF REPRODUCTION ARE IMPLIED. ALL DIMENSIONS ARE SUBJECT TO NORMAL MANUFACTURING VARIATIONS.		DWG NO: <b>RT0W61210P*HECxxR</b> SCALE: NONE SHEET 1 OF 1
NEXT ASSY:		SIZE TYPE		B C- <b>RT0W61210P*HECxxR</b> A2

TITLE: EcoMate RM, PLUG, SIZE 12, 10POS, PIN, END CAP, REDUCED WIRE SEALS  
 DWG NO: RT0W61210P\*HECxxR  
 REV: A2  
 SH: 1  
 OF: 1

## ecomate® RM/RSSM/Aquarius™ - Contact Size 20 Options

Crimp Contacts, Machined				
Part Number		AWG	Wire Range (mm <sup>2</sup> )	Plating
Male	Female			
MP20W23F	MS20W23F	22-20	0.34-0.50	Gold Flash
MP20W23G5	MS20W23G5	22-20	0.34-0.50	Gold 5µ"
MP20W23G10	MS20W23G10	22-20	0.34-0.50	Gold 10µ"
MP20W23G15	MS20W23G15	22-20	0.34-0.50	Gold 15µ"
MP20W23G30	MS20W23G30	22-20	0.34-0.50	Gold 30µ"
MP24W23F	MS24W23F	26-24	0.13-0.25	Gold Flash
MP24W23G5	MS24W23G5	26-24	0.13-0.25	Gold 5µ"
MP24W23G10	MS24W23G10	26-24	0.13-0.25	Gold 10µ"
MP24W23G15	MS24W23G15	26-24	0.13-0.25	Gold 15µ"
MP24W23G30	MS24W23G30	26-24	0.13-0.25	Gold 30µ"
MP28W23F	MS28W23F	30-28	0.05-0.08	Gold Flash
MP28W23G5	MS28W23G5	30-28	0.05-0.08	Gold 5µ"
MP28W23G10	MS28W23G10	30-28	0.05-0.08	Gold 10µ"
MP28W23G15	MS28W23G15	30-28	0.05-0.08	Gold 15µ"
MP28W23G30	MS28W23G30	30-28	0.05-0.08	Gold 30µ"

Tooling, Machined	
Part Number	Description
QXRT20	Contact Extraction Tool, #20 (Ø 1.0) Contact
MFY-3959	Hand Crimp Tool for Machined Contacts
MFY-3960	Pneumatic Crimp Tool for Machined Contact

Plating Options, All	
Symbol	Plating
T	Tin Plated (for Stamped & Formed Contacts)
S	Silver Plated 5Um (for Machined Contacts)
F	Gold Plated
G5	Gold Plated (Thickness 5µ")
G10	Gold Plated (Thickness 10µ")
G15	Gold Plated (Thickness 15µ")
G30	Gold Plated (Thickness 30µ")

Crimp Contacts, Stamped & Formed				
Part Number		AWG	Wire Range (mm <sup>2</sup> )	Plating
Male	Female			
SP20W2F	SS20W2F	22-20	0.34-0.50	Gold Flash
SP20W2G5	SS20W2G5	22-20	0.34-0.50	Gold 5µ"
SP20W2G10	SS20W2G10	22-20	0.34-0.50	Gold 10µ"
SP20W2G15	SS20W2G15	22-20	0.34-0.50	Gold 15µ"
SP20W2G30	SS20W2G30	22-20	0.34-0.50	Gold 30µ"
SP24W2F	SS24W2F	26-24	0.14-0.25	Gold Flash
SP24W2G5	SS24W2G5	26-24	0.14-0.25	Gold 5µ"
SP24W2G10	SS24W2G10	26-24	0.14-0.25	Gold 10µ"
SP24W2G15	SS24W2G15	26-24	0.14-0.25	Gold 15µ"
SP24W2G30	SS24W2G30	26-24	0.14-0.25	Gold 30µ"
SP28W2F	SS28W2F	30-28	0.05-0.08	Gold Flash
SP28W2G5	SS28W2G5	30-28	0.05-0.08	Gold 5µ"
SP28W2G10	SS28W2G10	30-28	0.05-0.08	Gold 10µ"
SP28W2G15	SS28W2G15	30-28	0.05-0.08	Gold 15µ"
SP28W2G30	SS28W2G30	30-28	0.05-0.08	Gold 30µ"

Tooling, Stamped & Formed	
Part Number	Description
QXRT20	Contact Extraction Tool, #20 (Ø 1.0) Contact
MFY-3958	Hand Tool, Stamped & Formed Contact, Size 20, 20-28AWG
MFY-3957	Crimp Die for Stamped & Formed Contact

Misc Tooling, All	
Part Number	Description
CA-4020-59	Sealing Plug, Size 16 & 20

Standard Quantity Order Options	
Machined	Stamped & Formed
Bulk Package, 500 Pieces	Reel, 3000 Pieces