



### Features :

- Supports 90 - 264 VAC / 127 - 370 VDC
- Power factor > 0.95 @ full load over entire input range
- Efficiencies up to 93 %
- Protection against short circuit, overload, overvoltage & over temperature
- Cooling by free air convection
- UL 508 approved (E522848)

### Model Number Legend:

RPS240 -    - CU

1. Output Voltage: 12: 12 V  
24: 24 V  
48: 48 V

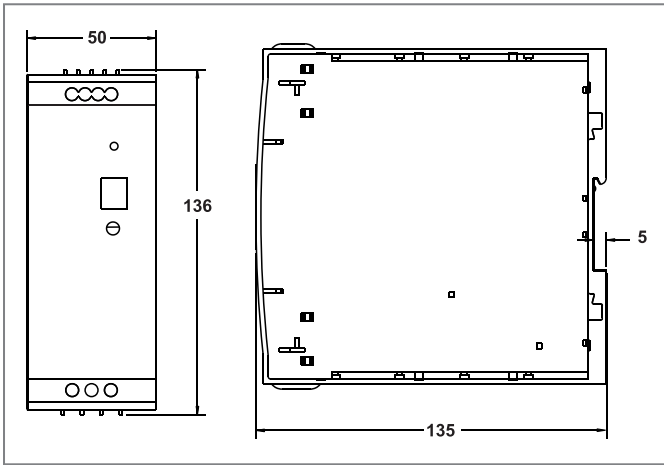
Certification :

### SPECIFICATIONS:

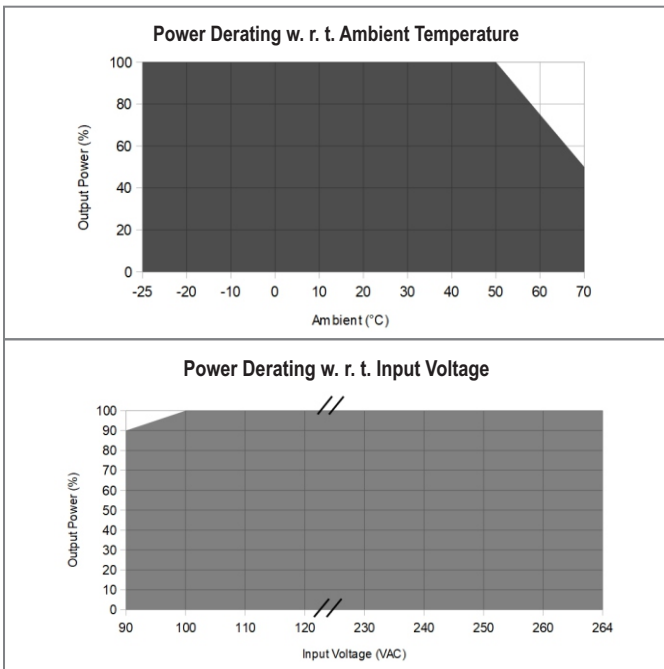
MODEL		RPS240-12-CU	RPS240-24-CU	RPS240-48-CU
OUTPUT	NOMINAL DC VOLTAGE	12 V	24 V	48 V
	RATED CURRENT	18 A	10 A	5 A
	CURRENT RANGE	0 - 18 A	0 - 10 A	0 - 5 A
	RATED POWER	216 W	240 W	240 W
	RIPPLE & NOISE (max)	< 1 % of Vout	< 1 % of Vout	< 1 % of Vout
	VOLTAGE ADJ. RANGE	12 to 14 V	24 to 28 V	48 to 56 V
	VOLTAGE TOLERANCE		± 1 %	
	LINE REGULATION		± 1 %	
	LOAD REGULATION		± 1 %	
	TURN ON TIME		< 2 sec; at full load	
HOLD UP TIME		> 25 mS at 12 V & > 16 mS at 14 V @ 115 / 230 VAC, Full Load	> 25 mS at 24 V & > 16 mS at 28 V @ 115 / 230 VAC, Full Load	> 25 mS at 48 V & > 16 mS at 56 V @ 115 / 230 VAC, Full Load
RISE TIME		< 100 ms		
INPUT	VOLTAGE RANGE *	90 - 264 VAC / 127 - 370V DC De-rate output power linearly below 100 VAC from 100 % at 100 VAC to 90 % at 90 VAC		
	FREQUENCY RANGE	50 / 60 Hz		
	POWER FACTOR	> 0.95 @ Full load over entire input range		
	EFFICIENCY @ 230V AC	Up to 92 %	Up to 93 %	Up to 93 %
	AC CURRENT	2.4 A @ 115 VAC; 1.2 A @ 230 VAC		
	INRUSH CURRENT	< 60 Amps; Measured at 264 VAC, 25°C Ambient, Cold start		
	LEAKAGE CURRENT	< 1 mA; 264 VAC input		
PROTECTION	OVERLOAD	110 % to 140 % of rated output current; Hiccup type; Autorecovery		
	OVERVOLTAGE	16 VDC ± 0.5 VDC	31 VDC ± 0.5 VDC	60 VDC ± 1 VDC
	OUTPUT SHORT CIRCUIT	Latched type; Input AC power to be recycled to recover the power supply Hiccup mode when output is shorted; Autorecovery type.		
	OVER TEMPERATURE	The power supply shuts down when the temperature of PCB below PFC choke reaches typically 120°C. It recovers automatically when temperature falls to typically 90°C		
FUNCTION	DC OK SIGNAL	Contact closes @ 11.5 V (typ.) Contact opens @ 11.0 V (typ.)	Contact closes @ 23.0 V (typ.) Contact opens @ 22.5 V (typ.)	Contact closes @ 46.0 V (typ.) Contact opens @ 45.0 V (typ.)
		Contact Rating: 30 VDC 1 A; 60 VDC 0.5 A; 125 VAC 0.5 A; resistive load, min. current 1 mA		
ENVIRONMENT	OPERATING TEMP	- 25°C to + 70°C; De-rate linearly above 50°C from 100 % load at 50°C to 50 % load at 70°C, - 25°C to 0°C startup is guaranteed with specification deviation (Output ripple can be more than 10 % of the output voltage.)		
	STORAGE TEMP	- 40°C to + 85°C		
	COOLING	Natural convection cooled		
	HUMIDITY	5 to 95 % RH, Non condensing		
	ALTITUDE	2000m		
	VIBRATION	Component: 10 ~ 500 Hz, 2 G 10 min. / 1 cycle, period for 60 min. each along X, Y, Z axes		
SAFETY & EMC	DIELECTRIC WITHSTAND VOLTAGE	I/P to Earth: 2500 VAC	O/P to Earth: 1500 VAC	
		I/P to O/P: 4000 VAC	O/P to DC-OK: 500 VAC	
OTHERS	DIMENSION	50 x 136 x 135 mm (W x H x D)		
	WEIGHT	645 gms		
	MOUNTING	35 mm DIN rail		

\* Although power supply will work for the specified DC input voltage range, UL approval is only for the specified AC input voltage range.

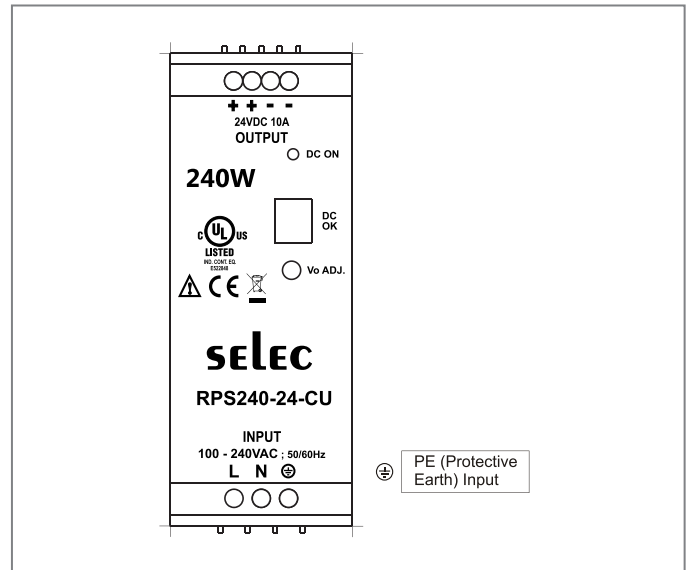
### Dimensions (All are in mm)



### Derating curves



### Terminal connections



### Compliance

Applicable EMI / EMC Standards		
Category	Reference Standards	Testing Level
Conducted Emission	CISPR11	CLASS B
Radiated Emission	CISPR22	CLASS A
Electrostatic Discharge	IEC 61000-4-2	Level 4, Criteria A Level 3, Criteria A
Radiated Susceptibility	IEC 61000-4-3	Level 3, Criteria B
Electrical Fast Transient / Burst	IEC 61000-4-4	Level 3, Criteria A
Surge	IEC 61000-4-5	Level 3, Criteria A
Conducted Susceptibility	IEC 61000-4-6	Level 3, Criteria B
Power Frequency Magnetic Field	IEC 61000-4-8	Level 4, Criteria A
Voltage Dips & Interruption	IEC 61000-4-11	Criteria A & B
Safety	UL 508 approved (E522848) Designed to meet IEC 62368-1	

### Ordering information

Product Code	Description	Certification
RPS240-12-CU	216 W, 12 V / 18 A Din rail mounted Power Supply in Plastic Housing	CE, RoHS, UL LISTED
RPS240-24-CU	240 W, 24 V / 10 A DIN rail mounted Power Supply in Plastic Housing	CE, RoHS, UL LISTED
RPS240-48-CU	240 W, 48 V / 5 A DIN rail mounted Power Supply in Plastic Housing	CE, RoHS, UL LISTED