

RP1197

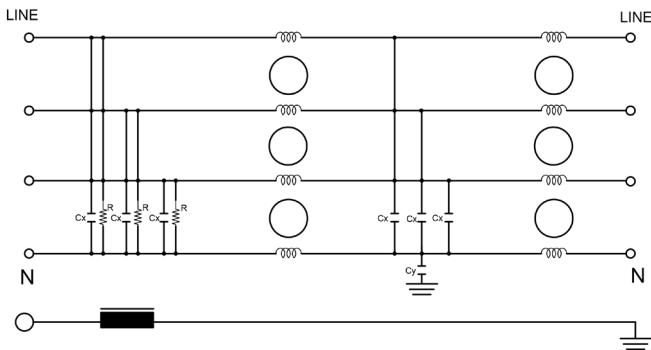
3-PHASE WYE DUAL STAGE 1U POWER LINE FILTER

FEATURES

- » Rated currents include **20A and 30A**
- » Dual Stage Line Filter
- » Available with **S** (studs)
- » Agency Approved to UL1283 / 60929, CSA C22.2, EN 60939
- » Y-cap value can be adjusted to fit specification

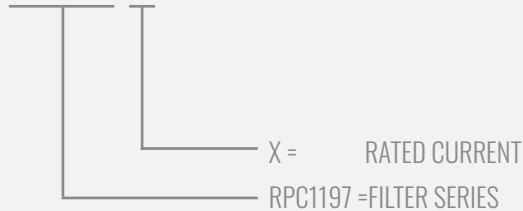


ELECTRICAL SCHEMATIC



HOW TO ORDER

RPC1197- X



NOTE: USE ANY COMBINATION OF -X (AMPS) WITH ANY -Y RATINGS

E.G. **RPC1197-20** (20AMPS)

For **X** options see product specification table.

SPECIFICATIONS

OPERATING FREQUENCY	50/60 Hz
USABLE FREQUENCY	DC - 400 Hz
MAX. OPERATING VOLTAGE	250V +10%
AMBIENT TEMPERATURE	-25 TO 50°C
CLIMATIC CATEGORY	25/100/21
TERMINALS (-T)	STUDS: 10-32

TYP. WEIGHT, LBS (KG) 3.5 (1.5)

TYPICAL LEAKAGE CURRENT

@ 480 VAC 60 Hz 0 - 1.0 mA Max.

HIPOT RATINGS

LINE TO GROUND 3500 VDC

TYPICAL APPLICATIONS

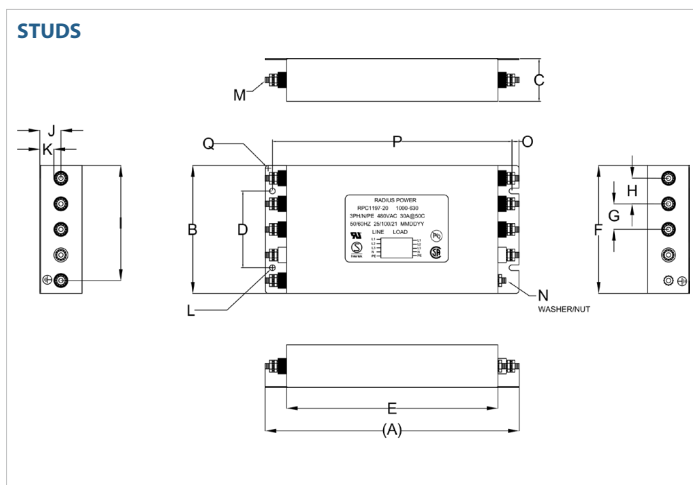
- ✓ Compact Power Supplies
- ✓ PDU
- ✓ Variable Speed Drives
- ✓ 1U Rack Mount Applications

RP1197

3-PHASE WYE DUAL STAGE 1U POWER LINE FILTER

MODEL NO.	RATED CURRENT, A @ 40° C	LEAKAGE CURRENT mA, @ 480V AC/60 Hz	TERMINAL OPTIONS			MOUNTING FLANGE	MAX. DIMENSIONS" (MM)		
			(W) INPUT/OUTPUT	(S) INPUT/OUTPUT	(C) INPUT/OUTPUT		WIDTH	(LENGTH)	HEIGHT
RPC1197-20	20	1.00		✓		✓	4.50"(114)	9.02"(229)	1.50"(38)
RPC1197-30	30	1.00		✓		✓	4.50"(114)	9.02"(229)	1.50"(38)

RPC1197 MECHANICAL OUTLINES (MM)



SERIES	(A)	B	C	D	E	F	G	H	I	J	K	L	M	N	O	P	Q
STUDS	9.02" (229)	4.50" (114)	1.50" (38)	2.70" (69)	7.50" (191)	4.50" (114)	0.90" (23)	0.90" (23)	4.05" (103)	0.75" (19)	0.50" (13)	Ø0.20", 2x (Ø5.1, 2x)	STUD, 10-32, 9x	STUD, GND, 10-32	0.25" (6)	8.50" (216)	R2.5, 4x

TYPICAL TOLERANCE: +/-0.02" (0.50MM)

TYPICAL INSERTION LOSS, dB (50/50 Ohm)

Amps	Freq (MHz)	0.15	0.5	1.0	10	30
20	CM (dB)	32	50	60	42	30
	DM (dB)	45	60	60	40	30
30	CM (dB)	32	50	60	42	30
	DM (dB)	45	60	60	40	30