

RH-W1 | Offset tubular handles

Aluminium



- 1
- 2
- 3
- 4
- 5
- 6
- 7
- 8
- 9
- 10
- 11
- 12
- 13
- 14
- 15
- 16
- 17
- 18

HANDLE SHANKS

Black anodised extruded aluminium, matte finish.

TUBE

Ground aluminium anodised in natural colour.

FITTING ENDS

Glass-fibre reinforced polyamide based (PA) technopolymer, black colour.

STANDARD EXECUTIONS

- **RHW1-R**: back mounting, threaded blind holes.
- **RHW1-F**: front mounting, pass-through holes for cylindrical-head screws with hexagon socket, stainless steel nuts and washers, included in the supply.

FEATURES AND APPLICATIONS

RH-W1 series handles are generally used on sliding doors or covers of machines and equipment.

ORDER INFORMATION

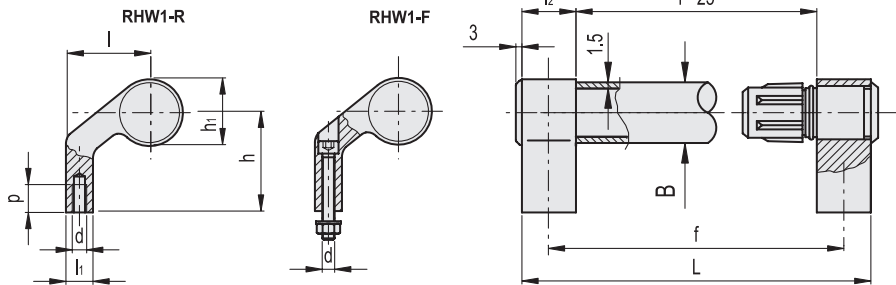
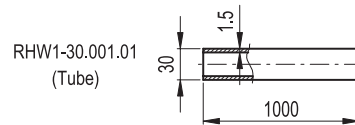
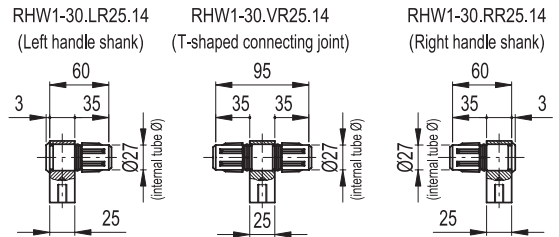
The components of RH-W1 handle may also be ordered separately (see table RH-CC) to obtain customised lengths or to add a connecting support, recommended for lengths over 700 mm.

SPECIAL EXECUTIONS ON REQUEST

- Different lengths.
- Anodised aluminium tube, black colour.
- Aluminium handle shanks, anodised in natural colour.

OTHER STANDARD EXECUTIONS AVAILABLE

Version RH-W1-CLEAN (see page 587).



METRIC

RH-CC

| Code | ⚖️ |
|-----------------|-----|
| RHW1-30.LR25.14 | 108 |
| RHW1-30.VR25.14 | 121 |
| RHW1-30.RR25.14 | 108 |
| RHW1-30.001.01 | 345 |

| Conversion Table 1 mm = 0.039 inch | |
|---------------------------------------|-------|
| mm | inch |
| 225 | 8.86 |
| 325 | 12.79 |
| 525 | 20.67 |

METRIC

RHW1-R

| Code | f | L | d | p | B | h | h1 | l | li | l2 | ⚖️ |
|------------------|-----|-----|----|----|----|----|----|----|----|----|-----|
| RHW1-30.R200.S01 | 200 | 225 | M8 | 15 | 30 | 50 | 33 | 45 | 15 | 25 | 277 |
| RHW1-30.R300.S01 | 300 | 325 | M8 | 15 | 30 | 50 | 33 | 45 | 15 | 25 | 308 |
| RHW1-30.R500.S01 | 500 | 525 | M8 | 15 | 30 | 50 | 33 | 45 | 15 | 25 | 397 |

RHW1-F

| Code | f | L | d | B | h | h1 | l | li | l2 | ⚖️ |
|------------------|-----|-----|-------|----|----|----|----|----|----|-----|
| RHW1-30.F200.S01 | 200 | 225 | M6x45 | 30 | 50 | 33 | 45 | 15 | 25 | 313 |
| RHW1-30.F300.S01 | 300 | 325 | M6x45 | 30 | 50 | 33 | 45 | 15 | 25 | 347 |
| RHW1-30.F500.S01 | 500 | 525 | M6x45 | 30 | 50 | 33 | 45 | 15 | 25 | 417 |