

Features

LED DRIVER

- Universal AC Input
- Constant Current Operation
- Suitable for High Brightness LED Products
- Built-In Active PFC Function
- Overvoltage-, Short Circuit- and Over-temperature Protection
- Built-In 3 in 1 Dimming
- IP67 Rated

Selection Guide

Part Number	Output Voltage (VDC)	Rated Power (W)	Rated Current (mA)	Constant Current Range (V)	Efficiency (typ.)
RACD60-4200A	12	50	420 - 4200	9 - 12	86%
RACD60-2500A	24	60	250 - 2500	15 - 24	86%
RACD60-1650A	36	60	165 - 1650	24 - 36	87%
RACD60-1200A	48	58	120 - 1200	33 - 48	88%
RACD60-1050A	57	60	105 - 1050	40 - 57	88%

Specifications (measured at 230VAC and 25°C ambient temperature)

Input Voltage Range	90-305 VAC	
Input Frequency Range	47-63Hz	
Power Factor (Full Load)	120VAC	>0.98
	240VAC	>0.94
	277VAC	>0.92
DC Dimming	DC 1-10V	
PWM Dimming	Puls: Hi=10V Low=0V, Duty: 10% - 100%, Fsw 0.5 - 3KHz	
Resistance Dimming	10K - 100K Ω	
AC Input Current	100-240VAC	0.8A
	277VAC	0.4A
Inrush Current (Cold Start)	240VAC	70A
Leakage Current	<0.5mA / 240VAC	
Set Up Time (at Full Load)	<2000ms	
Isolation Voltage	3.75kVAC	
Short Circuit Protection	Hiccup	
Over Voltage Protection	12V	13.2 - 15.6V
	24V	26.4 - 31.2V
	36V	39.6 - 46.8V
	48V	52.8 - 62.4V
	57V	62.7 - 70V
Over Temperature Protection	105 ± 10°C	
	Type	Latch Mode
Vibration	10-500Hz	2G for 60min each along X, Y, Z axes
Storage Humidity	10% - 90% RH	
Operating Humidity	20% - 90% RH Non-Condensing	
Weight	400g	
Operating Temperature	-30°C to +50°C	
Storage Temperature	-40°C to +60°C	
Ripple & Noise	12V, 24V	200mV
(at 20MHz bandwidth using 0.1uF & 47uF capacitor)	36V, 48V, 57V	250mV
IP Rating	IP67	
Isolation Resistance	100MΩ / 500VDC at 25°C	
Dimension (L*W*H)	174*45*30mm	

LIGHTLINE
AC/DC-Converter
with 5 year Warranty

RECOM

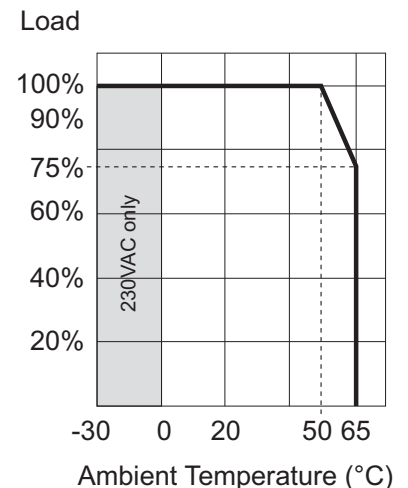
**60 Watt PFC
Single
Output**



EN 61347-1 Certified
EN 61347-2-13 Certified
UL8750 Pending

RACD60-A

Derating-Graph
(Ambient Temperature)



Specifications (measured at 230VAC and 25°C ambient temperature)

Safety Standards (designed to meet)

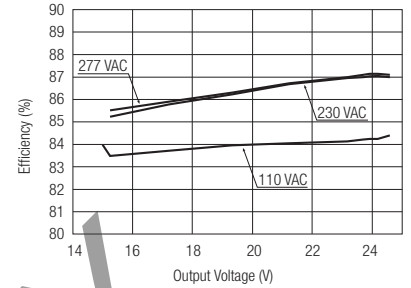
- UL8750
- EN61347-1
- EN61347-2-13
- EN61000-3-2 Class C
- EN61000-3-3
- EN61000-4-2,3,4,5,6,8,11
- EN61547
- EN55015 FCC15

MTBF (+25°C)

using MIL-HDBK 217F

200 x 10³ hours min.

Efficiency vs Load over Vin
RACD60-2500A



3 in 1 Dimming Control (DC / PWM / Resistance)

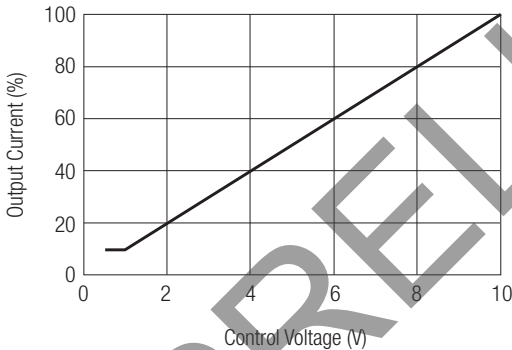
10K-100K Resistor Dimmable (Typical):

Resistor	Single-Driver	10K	20K	30K	40K	50K	60K	70K	80K	90K	100K
	Multi-Driver	10K/N	20K/N	30K/N	40K/N	50K/N	60K/N	70K/N	80K/N	90K/N	100K/N
Iout (%)		10%	20%	30%	40%	50%	60%	70%	80%	90%	100%

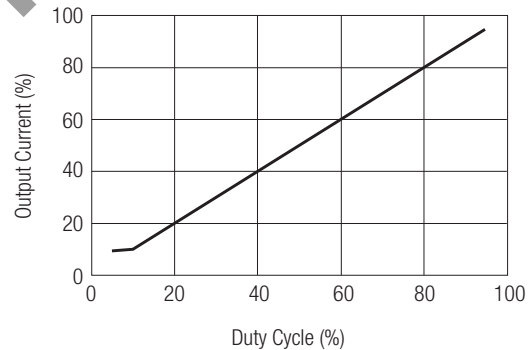
The length of extended wire for DIM+/- shall not exceed 20 meters. (wire ≤ 20ms)

N = The number of dimmer drivers should not exceed 15. (N ≤ 20mS)

DC: 1-10V Dimmable (Typical)



DC: 10V / PWM Dimmable (Typical)



Package Style & Pinning

