

PAGE 1/2

ISSUE 26-01-17

SERIE : DPDT

PART NUMBER : R577423005

RF CHARACTERISTICS

Frequency range : **0 - 18 GHz**
Impedance : **50 Ohms**

Frequency (GHz)	DC - 3	3 - 8	8 - 12.4	12.4 - 18
VSWR max	1.20	1.30	1.40	1.50
Insertion loss max	0.20 dB	0.30 dB	0.40 dB	0.50 dB
Isolation min	80 dB	70 dB	65 dB	60 dB
Average power (*)	240 W	150 W	120 W	100 W

ELECTRICAL CHARACTERISTICS

Actuator : **FAILSAFE**
Nominal current ** : **140 mA**
Actuator voltage (Vcc) : **28V (24 to 30V)**
Terminals : **9 pins D-SUB male connector**
Indicator rating : **1 W / 30 V / 100 mA**

MECHANICAL CHARACTERISTICS

Connectors : **SMA female per MIL-C 39012**
Life : **2.5 million cycles**
Switching Time*** : **< 15 ms**
Construction : **Splashproof**
Weight : **< 100 g**

ENVIRONMENTAL CHARACTERISTICS

Operating temperature range : **-40°C to +85°C**
Storage temperature range : **-55°C to +85°C**

(* Average power at 25°C per RF Path)

(** At 25° C ±10%)

(*** Nominal voltage ; 25° C)



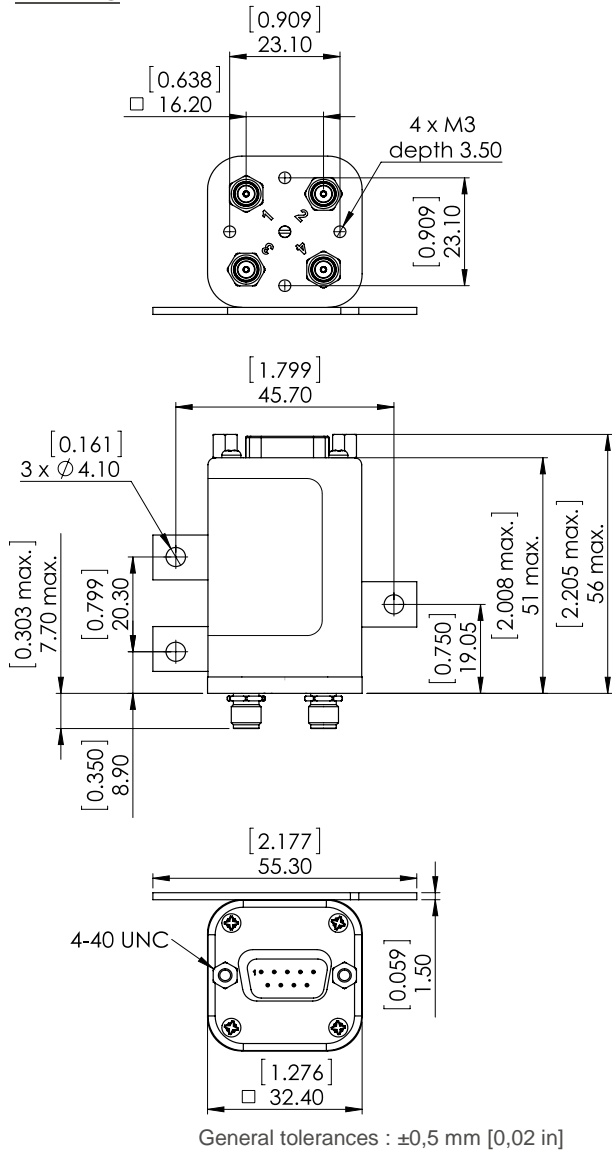
PAGE 2/2

ISSUE 26-01-17

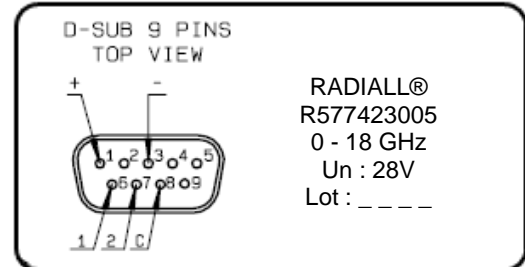
SERIE : DPDT

PART NUMBER : R577423005

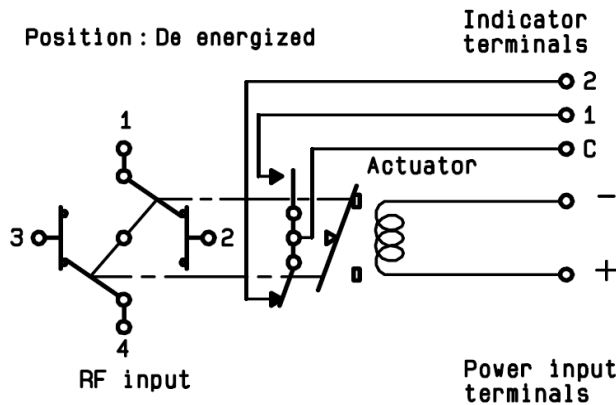
DRAWING



LABEL



SCHEMATIC DIAGRAM



Voltage	RF Continuity	Ind.
energized	1 ↔ 3 / 2 ↔ 4	C.1
De-energized	1 ↔ 2 / 3 ↔ 4	C.2