

PAGE 1/2

ISSUE 22-03-22

SERIE : DPDT

PART NUMBER : R577012007

RF CHARACTERISTICS

Frequency range : **0 - 3 GHz**
 Impedance : **50 Ohms**

Frequency (GHz)	DC - 1	1 - 2	2 - 3
VSWR max	1.15	1.20	1.25
Insertion loss max	0.15 dB	0.20 dB	0.25 dB
Isolation min	85 dB	80 dB	75 dB
Average power (*)	700 W	500 W	400 W

ELECTRICAL CHARACTERISTICS

Actuator : **FAILSAFE**
 Nominal current ** : **340 mA**
 Actuator voltage (Vcc) : **12V (10.2 to 13V)**
 Terminals : **9 pins D-SUB male connector**

MECHANICAL CHARACTERISTICS

Connectors : **N female per MIL-C 39012**
 Life : **2.5 million cycles**
 Switching Time*** : **< 15 ms**
 Construction : **Splashproof**
 Weight : **< 215 g**

ENVIRONMENTAL CHARACTERISTICS

Operating temperature range : **-40°C to +85°C**
 Storage temperature range : **-55°C to +85°C**

(* Average power at 25°C per RF Path)

(** At 25° C ±10%)

(*** Nominal voltage ; 25° C)



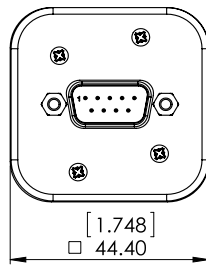
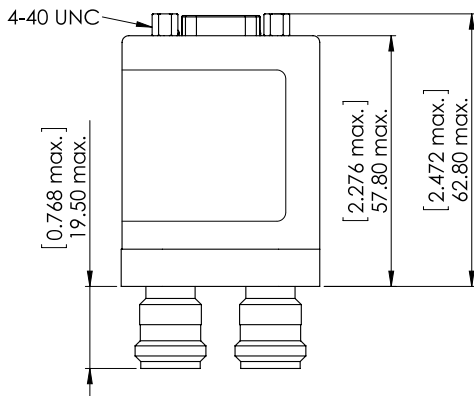
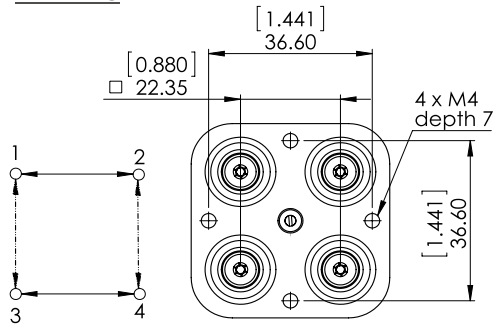
PAGE 2/2

ISSUE 22-03-22

SERIE : DPDT

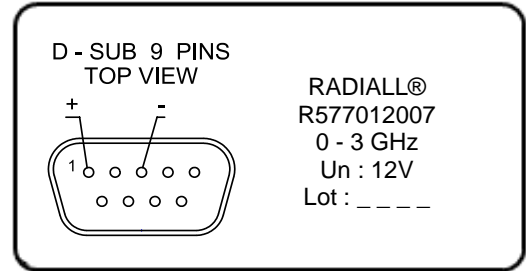
PART NUMBER : R577012007

DRAWING



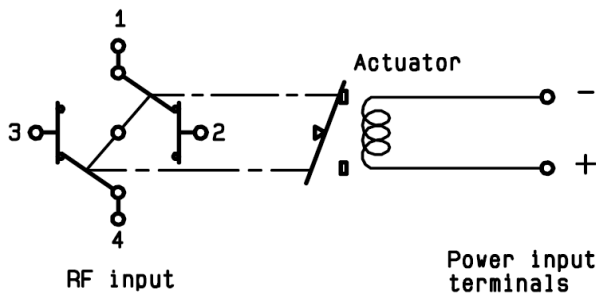
General tolerances : ±0,5 mm [0,02 in]

LABEL



SCHEMATIC DIAGRAM

Position : De energized



Voltage	RF Continuity
energized	1 ↔ 3 / 2 ↔ 4
De-energized	1 ↔ 2 / 3 ↔ 4