

PAGE 1/2

ISSUE 17.12.14

SERIE : SPnT

PART NUMBER : R574403285

## RF CHARACTERISTICS

Number of ways : 12  
Frequency range : 0 - 12.4 GHz  
Impedance : 50 Ohms

Frequency (GHz)	DC - 3	3 - 8	8 - 12.4
VSWR max	1.20	1.40	1.60
Insertion loss max	0.20 dB	0.40 dB	0.60 dB
Isolation min	80 dB	70 dB	60 dB
Average power (*)	240 W	150 W	120 W

TERMINATION IMPEDANCE : 50 Ohms  
TERM. AVG. POWER AT 25° C : 1 W per termination / 3 W total power

## ELECTRICAL CHARACTERISTICS

Actuator : NORMALLY OPEN  
Nominal current \*\* : 102 mA  
Actuator voltage (Vcc) : 28V (24 to 30V)  
Terminals : 44 pins D-SUB male connector  
BCD inputs (E) - High level : 3.5 to 5.5 V / 800µA at 5.5 V  
- Low level : 0 to 1.5 V / 20µA at 0.8 V

## MECHANICAL CHARACTERISTICS

Connectors : SMA female per MIL-C 39012  
Life : 2.000.000 cycles per position  
Switching Time\*\*\* : < 15 ms  
Construction : Splashproof  
Weight : < 400 g

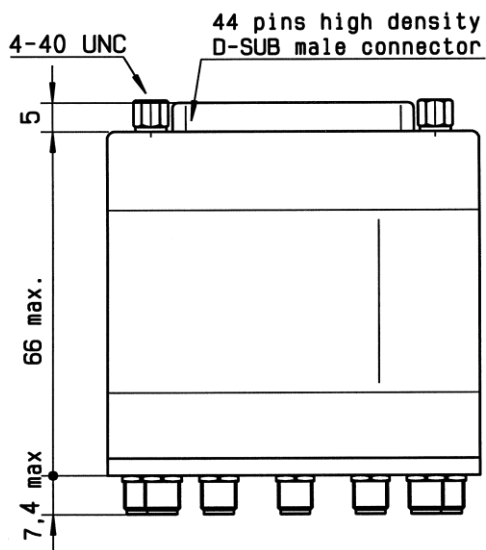
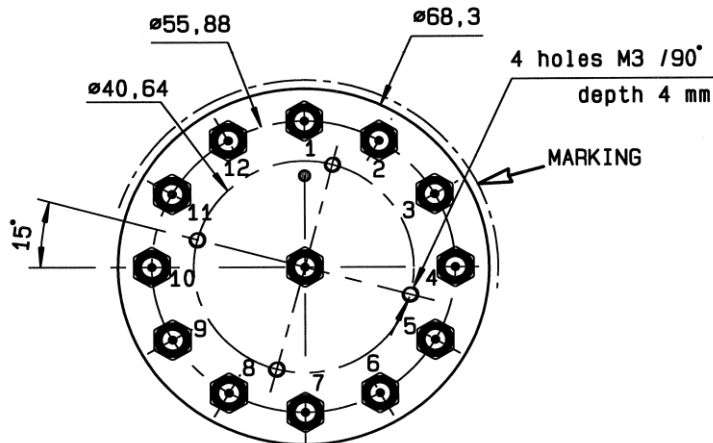
## ENVIRONMENTAL CHARACTERISTICS

Operating temperature range : -40°C to +85°C  
Storage temperature range : -55°C to +85°C

(\* Average power at 25°C per RF Path)  
(\*\* At 25° C ±10%)  
(\*\*\* Nominal voltage ; 25° C)



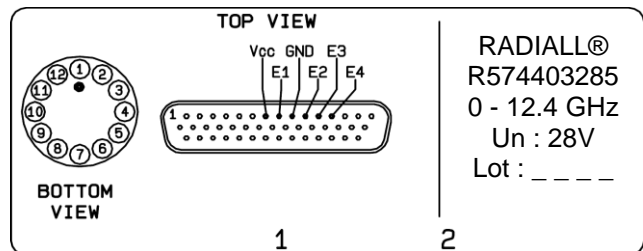
DRAWING



General tolerances : ±0.5 mm

BCD TRUTH TABLE				
E4	E3	E2	E1	RF continuity
0	0	0	0	Last Position
1	1	1	1	All ports open
0	0	0	1	IN ↔ 1
0	0	1	0	IN ↔ 2
0	0	1	1	IN ↔ 3
0	1	0	0	IN ↔ 4
0	1	0	1	IN ↔ 5
0	1	1	0	IN ↔ 6
0	1	1	1	IN ↔ 7
1	0	0	0	IN ↔ 8
1	0	0	1	IN ↔ 9
1	0	1	0	IN ↔ 10
1	0	1	1	IN ↔ 11
1	1	0	0	IN ↔ 12

**LABEL**



SCHEMATIC DIAGRAM

