

PAGE 1/2

ISSUE 22-03-22

SERIE : SPnT

PART NUMBER : R574393205

RF CHARACTERISTICS

Number of ways : **12**
 Frequency range : **0 - 3 GHz**
 Impedance : **50 Ohms**

| Frequency (GHz) | DC - 3 |
|--------------------|----------------|
| VSWR max | 1,20 |
| Insertion loss max | 0.20 dB |
| Isolation min | 80 dB |
| Average power (*) | 240 W |

TERMINATION IMPEDANCE : **50 Ohms**
 TERM. AVG. POWER AT 25° C : **1 W per termination / 3 W total power**

ELECTRICAL CHARACTERISTICS

Actuator : **LATCHING**
 Nominal current ** : **500 mA**
 Actuator voltage (Vcc) : **28V (24 to 30V) / NEGATIVE COMMON**
 Terminals : **44 pins D-SUB male connector**
 Indicator rating : **1 W / 30 V / 100 mA**
 Self cut-off time : **40 ms < CT < 120 ms**

MECHANICAL CHARACTERISTICS

Connectors : **SMA female per MIL-C 39012**
 Life : **2 million cycles per position**
 Switching Time*** : **< 50 ms**
 Construction : **Splashproof**
 Weight : **< 400 g**

ENVIRONMENTAL CHARACTERISTICS

Operating temperature range : **-40°C to +85°C**
 Storage temperature range : **-55°C to +85°C**

(* Average power at 25°C per RF Path)

(** At 25° C ±10%)

(*** Nominal voltage ; 25° C)



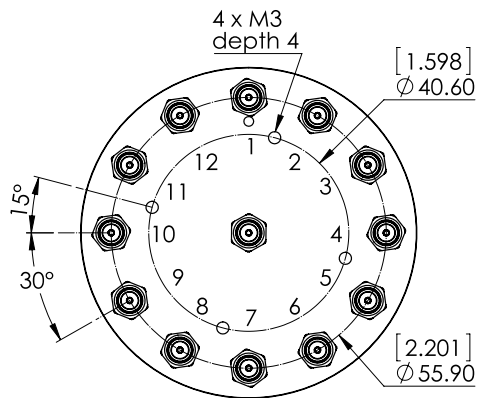
PAGE 2/2

ISSUE 22-03-22

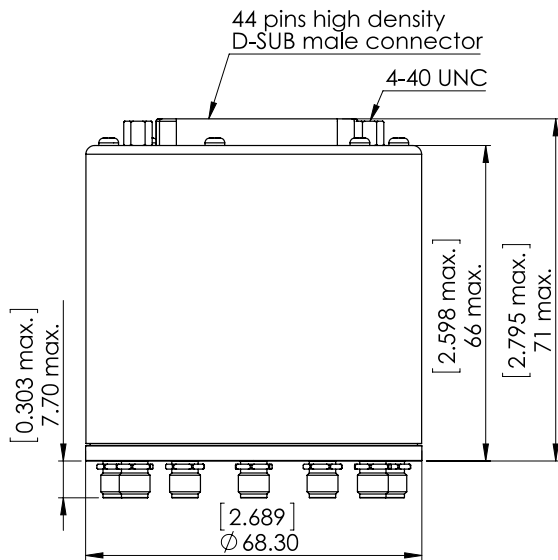
SERIE : SPnT

PART NUMBER : R574393205

DRAWING

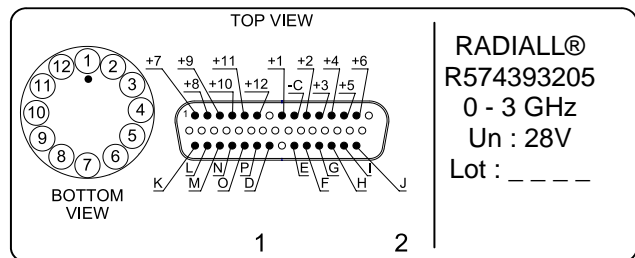


| Voltage | RF Continuity | Ind. |
|---------|---------------|------|
| -C +1 | IN ↔ 1 | D.E |
| -C +2 | IN ↔ 2 | D.F |
| -C +3 | IN ↔ 3 | D.G |
| -C +4 | IN ↔ 4 | D.H |
| -C +5 | IN ↔ 5 | D.I |
| -C +6 | IN ↔ 6 | D.J |
| -C +7 | IN ↔ 7 | D.K |
| -C +8 | IN ↔ 8 | D.L |
| -C +9 | IN ↔ 9 | D.M |
| -C +10 | IN ↔ 10 | D.N |
| -C +11 | IN ↔ 11 | D.O |
| -C +12 | IN ↔ 12 | D.P |



General tolerances : ±0,5 mm [0,02 in]

LABEL



SCHEMATIC DIAGRAM

