

PAGE 1/2

ISSUE 06-02-18

SERIE : SPnT

PART NUMBER : R574332805

## RF CHARACTERISTICS

Number of ways : **8**  
 Frequency range : **0 - 3 GHz**  
 Impedance : **50 Ohms**

Frequency (GHz)	<b>DC - 3</b>
VSWR max	<b>1.20</b>
Insertion loss max	<b>0.20 dB</b>
Isolation min	<b>80 dB</b>
Average power (*)	<b>240 W</b>

TERMINATION IMPEDANCE : **50 Ohms**  
 TERM. AVG. POWER AT 25° C : **1 W per termination / 3 W total power**

## ELECTRICAL CHARACTERISTICS

Actuator : **LATCHING**  
 Nominal current \*\* : **320 mA / RESET : 2560 mA \*\*\*\***  
 Actuator voltage (Vcc) : **12V (10.2 to 13V) / NEGATIVE COMMON**  
 Terminals : **25 pins D-SUB male connector**  
 Indicator rating : **1 W / 30 V / 100 mA**

## MECHANICAL CHARACTERISTICS

Connectors : **SMA female per MIL-C 39012**  
 Life : **2 million cycles per position**  
 Switching Time\*\*\* : **< 15 ms**  
 Construction : **Splashproof**  
 Weight : **< 280 g**

## ENVIRONMENTAL CHARACTERISTICS

Operating temperature range : **-40°C to +85°C**  
 Storage temperature range : **-55°C to +85°C**

(\* Average power at 25°C per RF Path)

(\*\* At 25° C ±10%)

(\*\*\* Nominal voltage ; 25° C)

(\*\*\*\* Reset : supply voltage time 1sec. max. / duty cycle 10%)



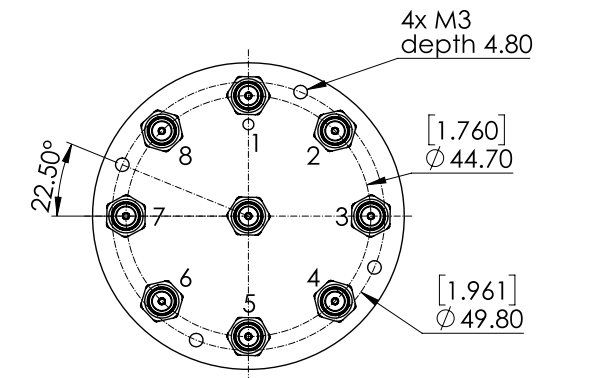
PAGE 2/2

ISSUE 06-02-18

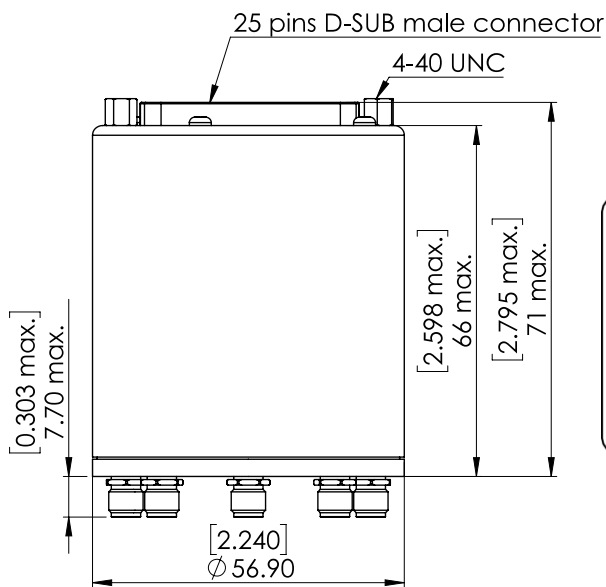
SERIE : SPnT

PART NUMBER : R574332805

**DRAWING**

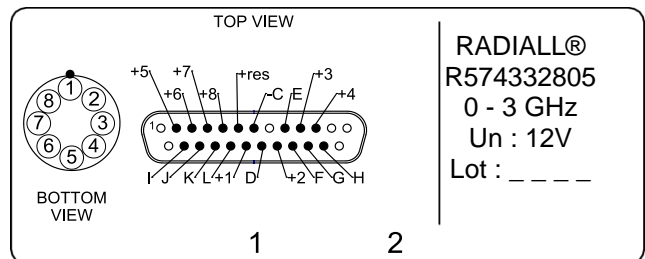


Voltage	RF Continuity	Ind.
-C +RESET	All ports open	- -
-C +1	IN ↔ 1	D.E
-C +2	IN ↔ 2	D.F
-C +3	IN ↔ 3	D.G
-C +4	IN ↔ 4	D.H
-C +5	IN ↔ 5	D.I
-C +6	IN ↔ 6	D.J
-C +7	IN ↔ 7	D.K
-C +8	IN ↔ 8	D.L



General tolerances : ±0,5 mm [0,02 in]

**LABEL**



**SCHEMATIC DIAGRAM**

