

RF CHARACTERISTICS

Number of ways : 5
Frequency range : 0 - 18 GHz
Impedance : 50 Ohms

Frequency (GHz)	DC - 3	3 - 8	8 - 12.4	12.4 - 18
VSWR max	1.20	1.30	1.40	1.50
Insertion loss max	0.20 dB	0.30 dB	0.40 dB	0.50 dB
Isolation min	80 dB	70 dB	60 dB	60 dB
Average power (*)	240 W	150 W	120 W	100 W

ELECTRICAL CHARACTERISTICS

Actuator : LATCHING
Nominal current ** : 375 mA
Actuator voltage (Vcc) : 28V (24 to 30V)
Terminals : solder pins (250°C max. / 30 sec.)
Indicator rating : 1 W / 30 V / 100 mA
Self cut-off time : 40 ms < CT < 120 ms
BCD inputs (E) - High level : 3.5 to 5.5 V / 800µA at 5.5 V
- Low level : 0 to 1.5 V / 20µA at 0.8 V

MECHANICAL CHARACTERISTICS

Connectors : SMA female per MIL-C 39012
Life : 5.000.000 cycles per position
Switching Time*** : < 40 ms
Construction : Splashproof
Weight : < 220 g

ENVIRONMENTAL CHARACTERISTICS

Operating temperature range : -40°C to +85°C
Storage temperature range : -55°C to +85°C

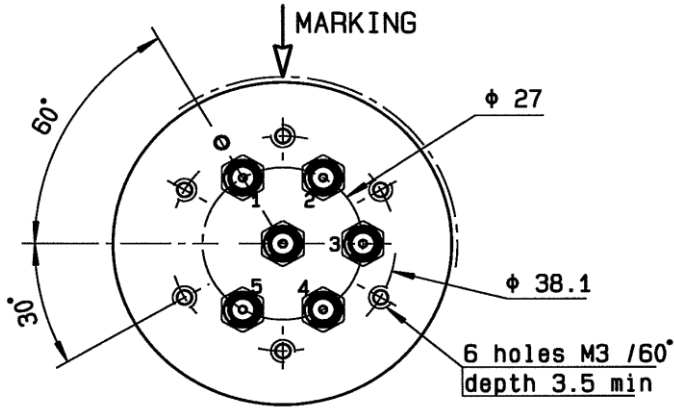
(* Average power at 25°C per RF Path)

(** At 25° C ±10%)

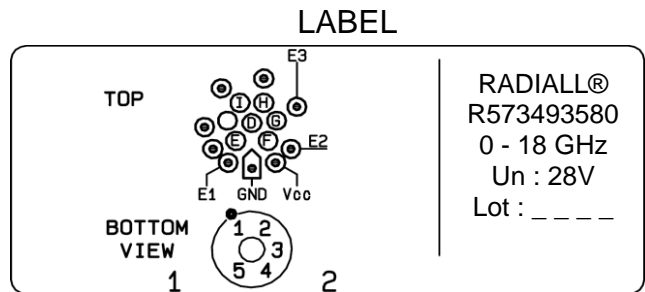
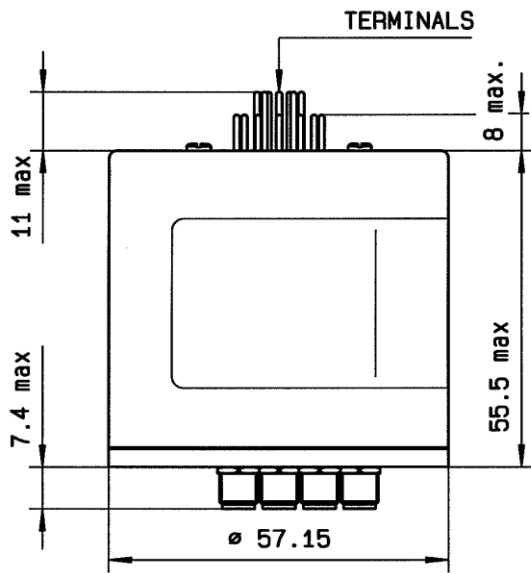
(*** Nominal voltage ; 25° C)



DRAWING



BCD TRUTH TABLE				
E3	E2	E1	RF continuity	Ind.
0	0	0	All ports open (Forced Reset)	--
0	0	1	IN ↔ 1	D.E
0	1	0	IN ↔ 2	D.F
0	1	1	IN ↔ 3	D.G
1	0	0	IN ↔ 4	D.H
1	0	1	IN ↔ 5	D.I



General tolerances : ±0.5 mm

SCHEMATIC DIAGRAM

