

PAGE 1/2

ISSUE 22-03-22

SERIE : SPnT

PART NUMBER : R573432205

RF CHARACTERISTICS

Number of ways : 12
 Frequency range : 0 - 12.4 GHz
 Impedance : 50 Ohms

Frequency (GHz)	DC - 3	3 - 8	8 - 12.4
VSWR max	1.20	1.40	1.60
Insertion loss max	0.20 dB	0.40 dB	0.60 dB
Isolation min	80 dB	70 dB	60 dB
Average power (*)	240 W	150 W	120 W

ELECTRICAL CHARACTERISTICS

Actuator : LATCHING
 Nominal current ** : 320 mA / RESET : 3840 mA ****
 Actuator voltage (Vcc) : 12V (10.2 to 13V) / NEGATIVE COMMON
 Terminals : 44 pins D-SUB male connector
 Indicator rating : 1 W / 30 V / 100 mA

MECHANICAL CHARACTERISTICS

Connectors : SMA female per MIL-C 39012
 Life : 2 million cycles per position
 Switching Time*** : < 15 ms
 Construction : Splashproof
 Weight : < 400 g

ENVIRONMENTAL CHARACTERISTICS

Operating temperature range : -40°C to +85°C
 Storage temperature range : -55°C to +85°C

(* Average power at 25°C per RF Path)

(** At 25° C ±10%)

(*** Nominal voltage ; 25° C)

(**** Reset : supply voltage time 1sec. max. / duty cycle 10%)



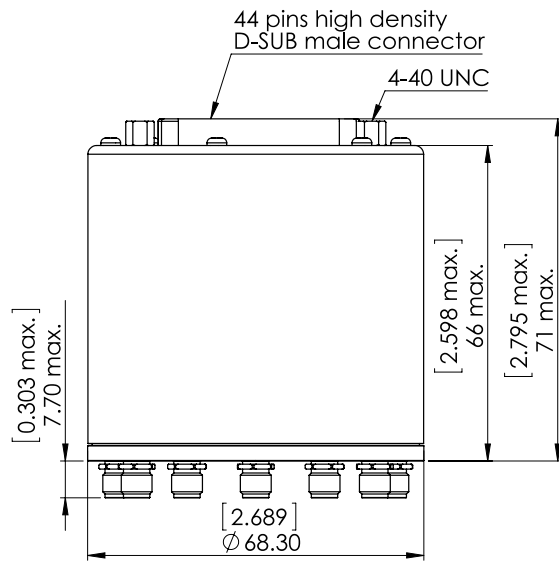
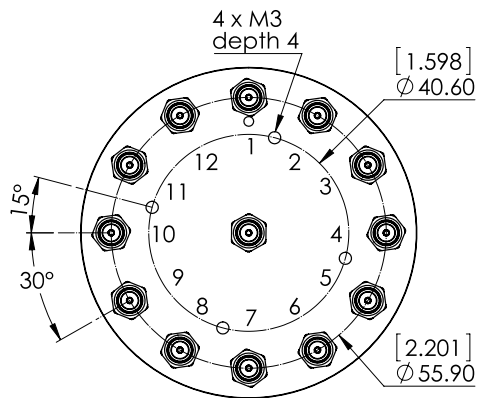
PAGE 2/2

ISSUE 22-03-22

SERIE : SPnT

PART NUMBER : R573432205

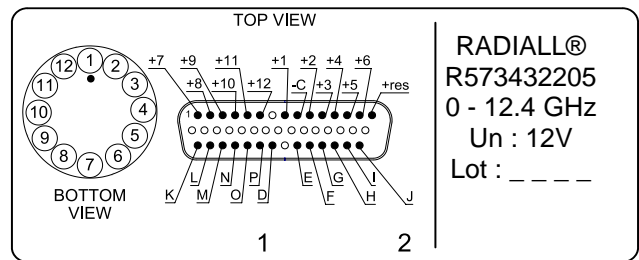
DRAWING



General tolerances : ±0,5 mm [0,02 in]

Voltage	RF Continuity	Ind.
-C +RESET	All ports open	- -
-C +1	IN ↔ 1	D.E
-C +2	IN ↔ 2	D.F
-C +3	IN ↔ 3	D.G
-C +4	IN ↔ 4	D.H
-C +5	IN ↔ 5	D.I
-C +6	IN ↔ 6	D.J
-C +7	IN ↔ 7	D.K
-C +8	IN ↔ 8	D.L
-C +9	IN ↔ 9	D.M
-C +10	IN ↔ 10	D.N
-C +11	IN ↔ 11	D.O
-C +12	IN ↔ 12	D.P

LABEL



SCHEMATIC DIAGRAM

