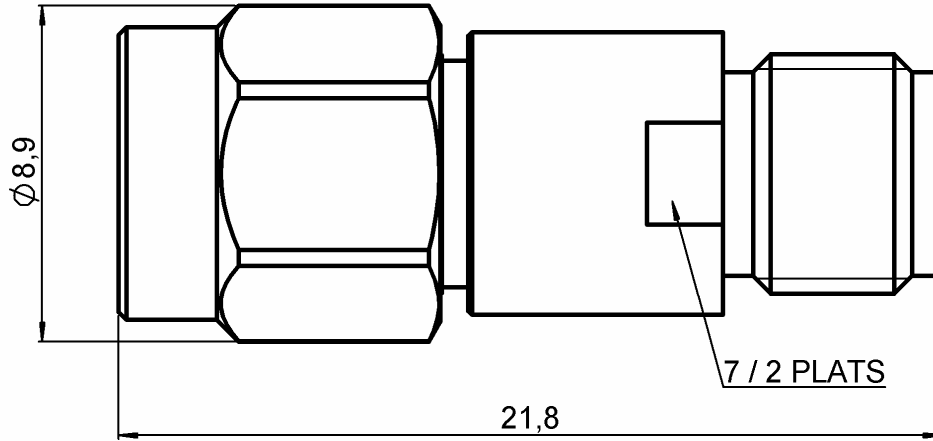
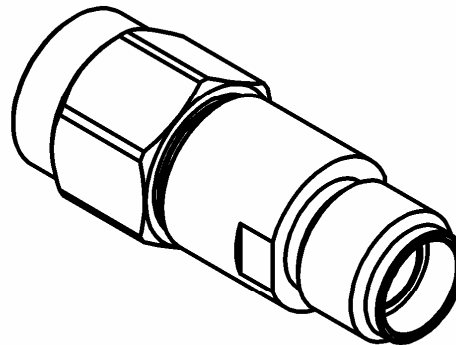


**SMA ATTENUATOR**  
**9 DB 26.5 GHZ 2W**

**R413.809.121**  
Series : ATTENUATOR



Scale 1:1



All dimensions are in mm.



COMPONENTS	MATERIALS	PLATING( $\mu\text{m}$ )
BODY	STAINLESS STEEL	
MALE CENTER CONTACT	BERYLLIUM COPPER	GOLD 2.5 OVER NICKEL 1
FEMALE CENTER CONTACT	BERYLLIUM COPPER	GOLD 2.5 OVER NICKEL 1
OUTER CONTACT		
INSULATOR	PTFE	
GASKET	SILICONE RUBBER	
SUBSTRATE	ALUMINA	
RESISTOR	THIN FILM	
OTHERS PARTS		

Issue : 1135 A

In the effort to improve our products, we reserve the right to make changes judged to be necessary.

**SMA ATTENUATOR**  
**9 DB 26.5 GHZ 2W**

**R413.809.121**  
Series : ATTENUATOR

**ELECTRICAL CHARACTERISTICS**

Frequency (GHz)	DC - 4	4 - 8	8 - 12.4	12.4 - 18	18 - 26.5
V.S.W.R (≤)	1.15	1.20	1.25	1.35	1.50
Deviation(±dB)	0.70	0.70	0.70	0.70	0.60

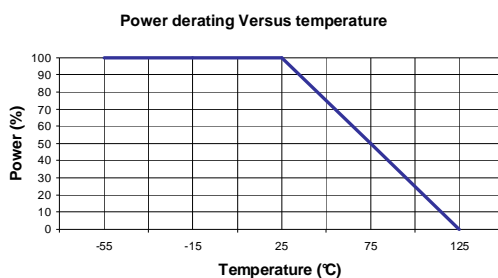
Operating Frequency Range	DC - 26.5	GHz
Impedance	50	Ω
Nominal Attenuation	9	dB
Peak power at 25°C (1μs, 1%)	100	W
Average power at 25°C	2	W (Free Air Cooled)
		W (Conduction Cooled)

**MECHANICAL CHARACTERISTICS**

Connectors	SMA	Male Female	MIL-C 39012
Weight	5,1470 g		

**ENVIRONMENTAL CHARACTERISTICS**

Operating temperature range	-55 /+125 °C
Storage temperature range	-55 /+125 °C



**SPECIFICATION**

**OTHER CHARACTERISTICS**

Issue : 1135 A

In the effort to improve our products, we reserve the right to make changes judged to be necessary.

