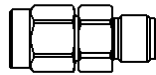
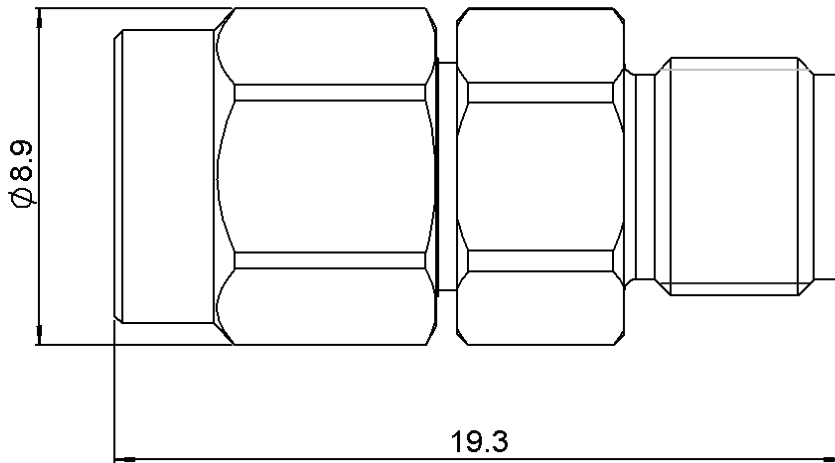
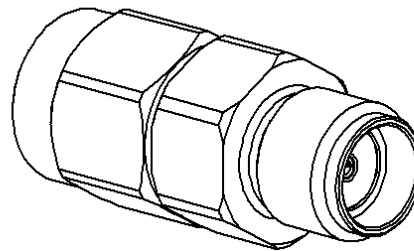


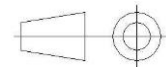
PAGE 1/2	ISSUE <b>08-10-15E</b>	SERIES <b>ATTENUATOR</b>	PART NUMBER <b>R411810121</b>
----------	------------------------	-----------------------------	-------------------------------



Scale 1:1



All dimensions are in mm.



COMPONENTS	MATERIALS	PLATING (µm)
Body	<b>STAINLESS STEEL</b>	<b>PASSIVATED</b>
Male center contact	<b>BERYLLIUM COPPER</b>	<b>GOLD 2 OVER NICKEL 2</b>
Female center contact	<b>BERYLLIUM COPPER</b>	<b>GOLD 1.3 OVER NICKEL2</b>
Outer contact	-	-
Insulator	<b>PTFE</b>	
Gasket	<b>SILICONE RUBBER</b>	
Substrate	<b>ALUMINA</b>	
Resistor	<b>THIN FILM</b>	
Others parts	-	-

PAGE 2/2	ISSUE <b>08-10-15E</b>	SERIES <b>ATTENUATOR</b>	PART NUMBER <b>R411810121</b>
----------	------------------------	-----------------------------	-------------------------------

**ELECTRICAL CHARACTERISTICS**

Frequency (GHz)	<b>DC - 4</b>	<b>4 - 8</b>	<b>8 - 12.4</b>	<b>12.4 - 18</b>
V.S.W.R (≤)	<b>1.15</b>	<b>1.20</b>	<b>1.25</b>	<b>1.35</b>
Deviation(±dB)	<b>0.40</b>	<b>0.40</b>	<b>0.50</b>	<b>0.90</b>

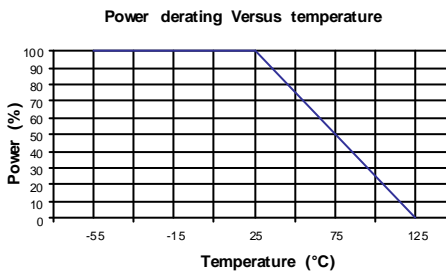
Operating Frequency Range	<b>DC - 18</b>	GHz
Impedance	<b>50</b>	Ω
Nominal Attenuation	<b>10</b>	dB
Peak power at 25°C (1μs, 1%)	<b>100</b>	W
Average power at 25°C	<b>2</b>	W (Free Air Cooled)
		W (Conduction Cooled)

**MECHANICAL CHARACTERISTICS**

Connectors	<b>SMA</b>	<b>Male Female</b>	<b>MIL-C 39012</b>
Weight	<b>4,3700</b> g		

**ENVIRONMENTAL CHARACTERISTICS**

Operating temperature range	<b>-55 /+125</b> °C
Storage temperature range	<b>-55 /+125</b> °C



**SPECIFICATION**

**OTHER CHARACTERISTICS**