

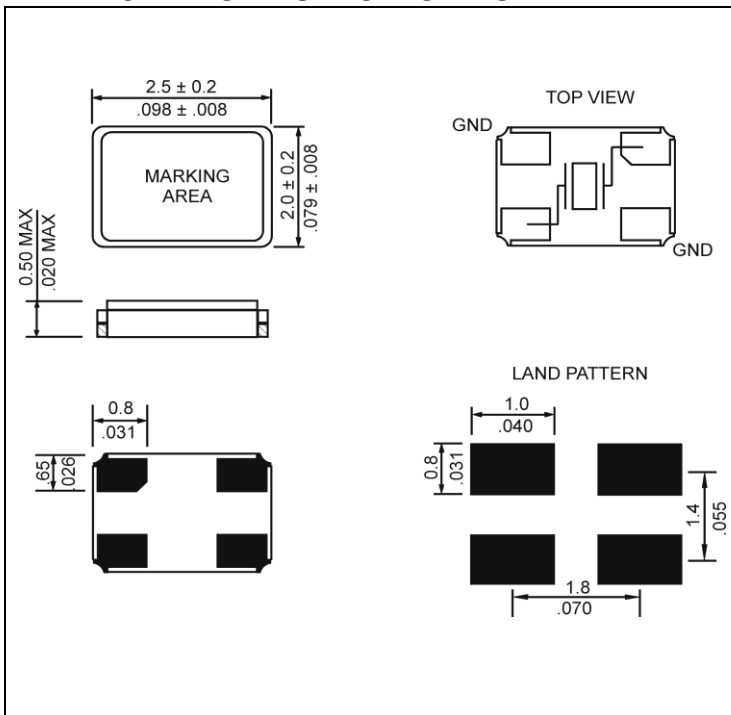
● SPECIFICATIONS

PARAMETER	VALUE
NOMINAL FREQUENCY	16.000 MHz
MODE OF OSCILLATION	Fundamental
FREQUENCY TOLERANCE AT 25°C	±30 ppm max
FREQUENCY STABILITY OVER TEMPERATURE	±30 ppm max
OPERATING TEMPERATURE RANGE	-40°C to +85°C
STORAGE TEMPERATURE RANGE	-40°C to +85°C
AGING	±3 ppm first year max
LOAD CAPACITANCE	12 pF
EQUIVALENT SERIES RESISTANCE	150 Ω
SHUNT CAPACITANCE	5 pF max
DRIVE LEVEL	200 μW max
SHOCK RESISTANCE	±5 ppm max 75 cm drop test onto a hard wood surface
REFLOW CONDITIONS	260°C ± 5°C for 10s max

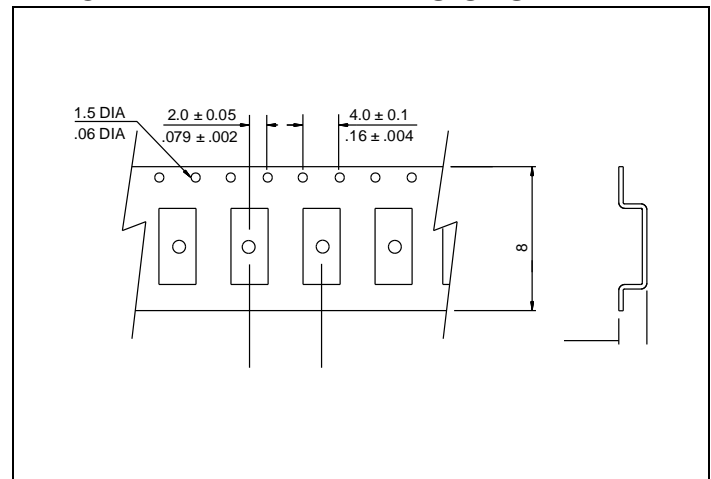


Photo is not actual part

● MECHANICAL SPECIFICATION



● CARRIER TAPE DIMENSIONS

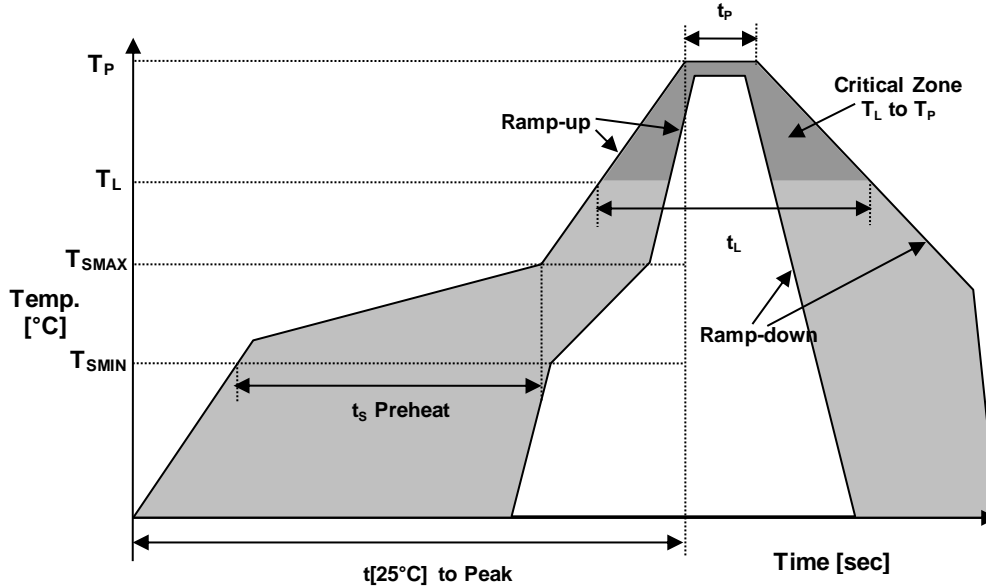


NOTE: REFER TO EIA-481 FOR DIMENSIONS

● PACKAGING

178 mm REEL DIAMETER
 8 mm TAPE WIDTH, 4 mm PITCH
 QUANTITY: 3000 PIECES PER REEL

● REFLOW PROFILE



Reflow profile		
Temperature Min Preheat	T_{SMIN}	150°C
Temperature Max Preheat	T_{SMAX}	200°C
Time (T_{SMIN} to T_{SMAX})	t_s	60-180 sec.
Temperature	T_L	217°C
Peak Temperature	T_P	260°C
Ramp-up rate	R_{UP}	3°C/sec max.
Ramp-down rate	R_{DOWN}	6°C/sec max.
Time within 5°C of Peak Temperature	t_p	10 sec.
Time $t[25^\circ\text{C}]$ to Peak Temperature	$t[25^\circ\text{C}]$ to Peak	480 sec.
Time	t_L	60-150 sec.

● ENVIRONMENTAL

PARAMETER	VALUE
MOISTURE SENSITIVITY LEVEL	1
RoHS-2	Compliment
REACH SVHC	Compliment
HALOGEN-FREE	Compliment
ESD CLASSIFICATION LEVEL	N/A
TERMINATION FINISH	Au



● MARKING

R16.00
xxJyw

xx – 1 or 2 digits as Internal Production ID code
y – Year code
w – Week code

YEAR CODE	
Year	Code
2011	1
2012	2
2013	3
2014	4
2015	5
2016	6
2017	7
2018	8
2019	9

ALPHA WEEK CODE TABLE					
Week	Code	Week	Code	Week	Code
1	a	19	s	37	K
2	b	20	t	38	L
3	c	21	u	39	M
4	d	22	v	40	N
5	e	23	w	41	O
6	f	24	x	42	P
7	g	25	y	43	Q
8	h	26	z	44	R
9	i	27	A	45	S
10	j	28	B	46	T
11	k	29	C	47	U
12	l	30	D	48	V
13	m	31	E	49	W
14	n	32	F	50	X
15	o	33	G	51	Y
16	p	34	H	52	Z
17	q	35	I		
18	r	36	J		

● APPROVAL

DRAWN BY	KJackson, May 3, 2016
APPROVED BY	KJackson, May 3, 2016
REVISION	A, Initial Release B, Updated to current spec levels by YLi, June 3, 2020

Raltron Electronics / RAMI Technology USA, LLC, including its affiliates, employees, agents and other persons acting on its behalf (collectively Raltron/RAMI Tech), disclaim any and all liability for any errors or inaccuracies contained in this data sheet. While Raltron/RAMI Tech has made every reasonable effort ensure the accuracy of all product information, specifications and data contained herein, Raltron/RAMI Tech does not guarantee that the information is accurate, reliable or current. The product information is provided only for reference purposes only and is subject to change, correction or revision, at any time without notice. Raltron/RAMI Tech does not assume any liability arising out of an application or use of any product described herein and disclaims any warranties expressed or implied. The user of products in such applications shall assume all risks of such use and will agree to hold Raltron/RAMI Tech, harmless against all damages.

Copyright © 2016, Raltron Electronics / RAMI Technology USA, LLC. All rights reserved. No part of this document may be reproduced in any form without the prior written permission of Raltron Electronics / RAMI Technology USA, LLC.