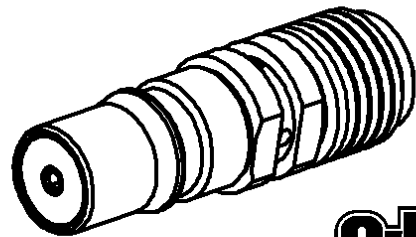
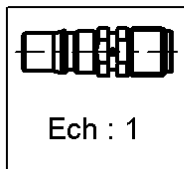
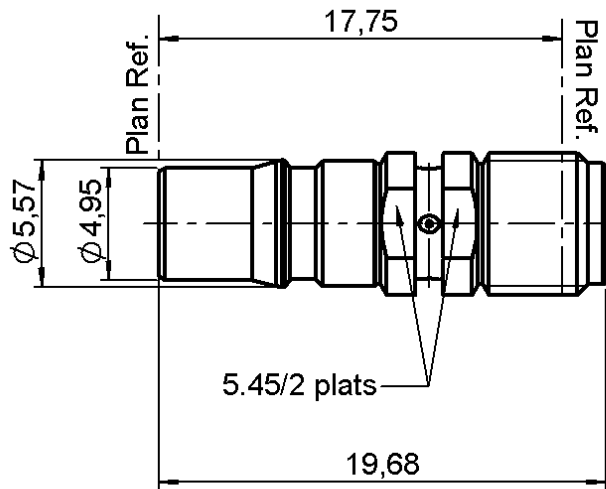


**QMA FEMALE - SMA FEMALE STRAIGHT ADAPTER**

**R191.913.000**

Série : ADAPT



All dimensions are in mm.

COMPONENTS	MATERIALS	PLATINGS (µm)
BODY	BRASS	BBR 2
CENTER CONTACT	BERYLLIUM COPPER	GOLD 1.3 OVER COPPER 2.5
OUTER CONTACT		
INSULATOR	PTFE	
GASKET		
OTHERS PARTS		
-	-	-
-	-	-

Issue : 0408 B

In the effort to improve our products, we reserve the rights to make changes judged to be necessary.



**QMA FEMALE - SMA FEMALE STRAIGHT ADAPTER**

**R191.913.000**

Série : ADAPT

**PACKAGING**

**SPECIFICATION**

Standard	Unit	Other
<b>1</b>	-	<b>Contact us</b>

**ELECTRICAL CHARACTERISTICS**

**ENVIRONMENTAL**

Impedance		<b>50</b> Ω
Frequency		<b>0-6</b> GHz
VSWR	<b>1.18</b> +	<b>0.000</b> x F(GHz) Maxi
Insertion loss		<b>0.07</b> √F(GHz) dB Maxi
RF leakage	(	<b>*80</b> - F(GHz)) dB mini
Voltage rating		<b>500</b> Veff Maxi
Dielectric withstanding voltage		<b>1000</b> Veff mini
Insulation resistance		<b>5000</b> MΩ mini

Operating	<b>-40/+80</b> ° C
Hermetic seal	<b>NA</b> Atm.cm3/s
Panel leakage	<b>NA</b>

**MECHANICAL CHARACTERISTICS**

**OTHERS CHARACTERISTICS**

Center contact retention		
Axial force – Mating end		<b>27</b> N mini
Axial force – Opposite end		<b>27</b> N mini
Torque		<b>2.8</b> N.cm mini
Recommended torque		
Mating	<b>QMA</b>	<b>0</b> N.cm
	<b>SMA</b>	<b>60</b> N.cm
		<b>0</b> N.cm
Panel nut		N.cm
Mating life		<b>100</b> Cycles mini
Weight		<b>2.100</b> g

\*RF leakage Interf. only: 3<F<6GHz=>70dB

\*\*<-120dBc at 1.8GHz ( 2 x 20W )

Issue : 0408 B

In the effort to improve our products, we reserve the rights to make changes judged to be necessary.

