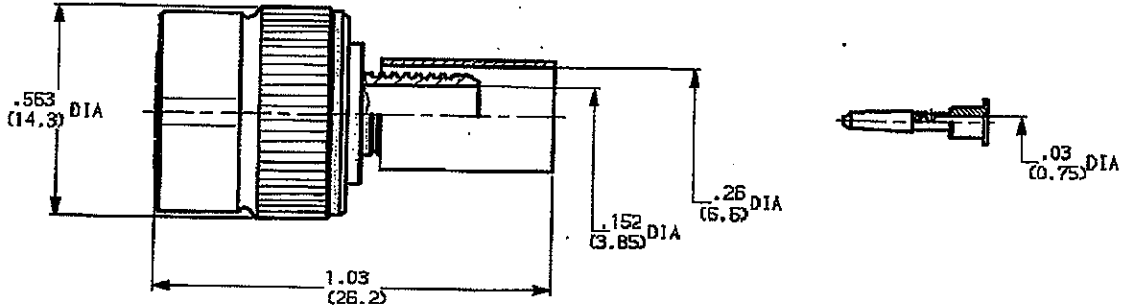


STRAIGHT PLUG CRIMP CABLE 6/75+93



WEIGHT oz (g)

cables: RG59 KX6A

CHARACTERISTICS

NOMINAL IMPEDANCE	75 Ω
FREQUENCY RANGE	0-1.5 GHz
TEMPERATURE RATING	-35/+70 °C
VSMR	NA Max
RF INSERTION LOSS	NA dB Max
VOLTAGE RATING	500 Vrms
DIELECTRIC WITHSTANDING VOLTAGE	1500 Vrms
INSULATION RESISTANCE	5000 M Ω
HERMETIC SEAL	NA cc/s cm ³ /s
LEAKAGE (pressurized only)	NA psi kg/cm ²
-	-
-	-

STANDARDISATION

PACKAGING

Standard	Unit	Other
100	'W' option	Contact us

CABLE RETENTION	30.6	Lb Min
	135	N Min
CENTER CONTACT RETENTION		
Axial force - mating end	2.25	Lb Min
	10	N Min
Axial force - opposite end	2.25	Lb Min
	10	N Min
Torque (Min)	NA	Inch. oz
	NA	cm. N
RECOMMENDED TORQUES		
Mating	NA	Inch. Lb
	NA	cm. N
Panel nut	NA	Inch. Lb
	NA	cm. N
Clamp nut	NA	Inch. Lb
	NA	cm. N

CONSTRUCTION

CONNECTOR PARTS	MATERIALS	FINISH
BODY	Brass	Nickel
OUTER CONTACT	Brass	Nickel
CENTER CONTACT	Brass	Gold
INSULATORS	polypropylene	-
Coupling nut	Brass	Nickel
-	-	-
-	-	-
-	-	-
-	-	-

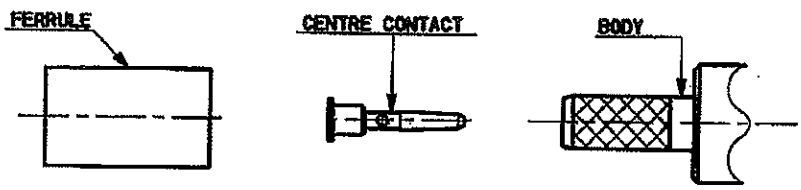
ISSUE	REVISION No	DESCRIPTION	BY	DATE
0808	08-01-009	White polypropylene->polypropylene		
0703	06-12-008	Ajout Cond 100 + OPTION W	TRIER	18/02/08
917	91.03.007	Coupling nut zamak -> brass	TRIER	22/01/07

Initiated on 19-MAR-90
Superseded on 29-NOV-90

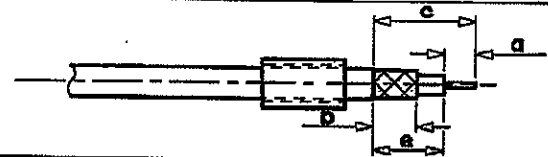
The information given here is subject to change without notice. Design changes may be in order to improve the product.



STRAIGHT PLUG CRIMP CABLE 6/75+93

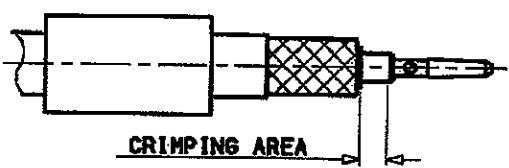


①
1-1 Slide onto the cable the ferrule
1-2 Strip the cable .

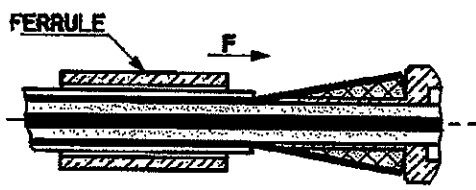


Stripping	a	b	c	d	e
Inch	.157	.335	.59	-	.433
mm	4	8.5	15	-	11

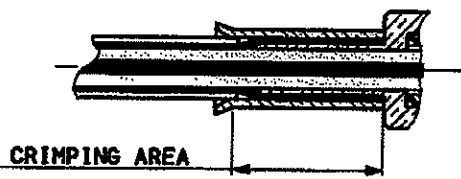
②
2-1 Slide on the centre contact until it bottoms against cable dielectric .
2-2 Crimp centre contact , crimping tool R 282 223 000 (Hex. .1068) or crimping tool M22520/5-01 + dies M22520/5-13



③
3-1 Fan the braid .
3-2 Slide cable into the body until bottoms against insulator .
3-3 Slide ferrule over the braid (in direction F)



④
4-1 Crimp the ferrule with crimping tool R 282 223 000 (Hex. .1255) or Crimping tool M22520/5-01 + dies M22520/5-13
4-2 Cut the excess of braid .



ISSUE	REVISION No	DESCRIPTION	BY	DATE

Initiated on 23 Mar 90
Superseded on _____

The information given here is subject to change without notice. Design changes may be in order to improve the product.

