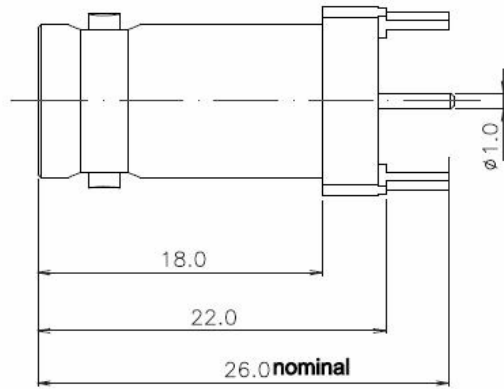
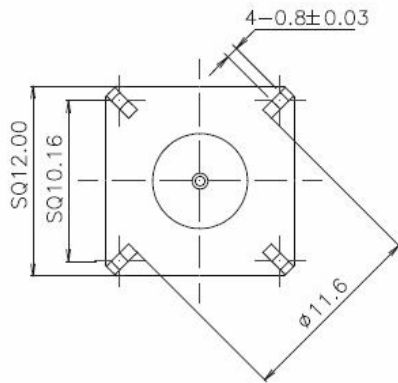


STRAIGHT JACK FOR PRINTED CIRCUIT

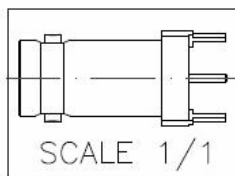
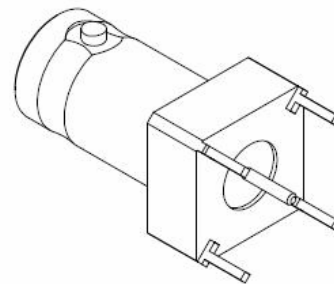
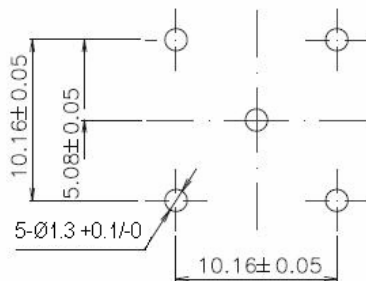
R141.426.168

PACKAGING BY 100

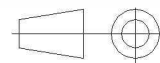
Series : **BNC**



PANEL CUT OUT



All dimensions are in mm.



COMPONENTS	MATERIALS	PLATINGS (µm)
BODY	BRASS	-
CENTER CONTACT	BRONZE	-
OUTER CONTACT	-	--
INSULATOR	PTFE	-
GASKET	-	-
OTHERS PARTS	-	--
-	-	-
-	-	-

Issue : 1122 C

In the effort to improve our products, we reserve the right to make changes judged to be necessary.



STRAIGHT JACK FOR PRINTED CIRCUIT

R141.426.168

PACKAGING BY 100

Series : **BNC**

PACKAGING

SPECIFICATION

Standard	Unit	Other
100	Option W	Contact us

ELECTRICAL CHARACTERISTICS

ENVIRONMENTAL

Impedance		50 Ω
Frequency		0-1.5 GHz
VSWR	1.08* +	0,0060 x F(GHz) Maxi
Insertion loss		.025* √F(GHz) dB Maxi
RF leakage	- (NA - F(GHz)) dB Maxi
Voltage rating		500 Veff Maxi
Dielectric withstanding voltage		1500 Veff mini
Insulation resistance		5000 MΩ mini

Operating temperature	-35/+70 ° C
Hermetic seal	NA Atm.cm3/s
Panel leakage	NA

OTHERS CHARACTERISTICS

Assembly instruction

Others :

* Coaxial Transmission Line Only

MECHANICAL CHARACTERISTICS

Center contact retention		
Axial force – Mating end	15	N mini
Axial force – Opposite end	15	N mini
Torque	NA	N.cm mini
Recommended torque		
Mating	NA	N.cm
Panel nut	NA	N.cm
Mating life	100	Cycles mini
Weight	1,4000	g

Issue : 1122 C

In the effort to improve our products, we reserve the right to make changes judged to be necessary.

