

Antenna

YB0026AA Datasheet

Antenna Services

Version: 1.4

Date: 2022-04-11

Status: Released



At Quectel, our aim is to provide timely and comprehensive services to our customers. If you require any assistance, please contact our headquarters:

Quectel Wireless Solutions Co., Ltd.

Building 5, Shanghai Business Park Phase III (Area B), No.1016 Tianlin Road, Minhang District, Shanghai 200233, China

Tel: +86 21 5108 6236

Email: info@quectel.com

Or our local offices. For more information, please visit:

<http://www.quectel.com/support/sales.htm>.

For technical support, or to report documentation errors, please visit:

<http://www.quectel.com/support/technical.htm>.

Or email us at: support@quectel.com.

Legal Notices

We offer information as a service to you. The provided information is based on your requirements and we make every effort to ensure its quality. You agree that you are responsible for using independent analysis and evaluation in designing intended products, and we provide reference designs for illustrative purposes only. Before using any hardware, software or service guided by this document, please read this notice carefully. Even though we employ commercially reasonable efforts to provide the best possible experience, you hereby acknowledge and agree that this document and related services hereunder are provided to you on an “as available” basis. We may revise or restate this document from time to time at our sole discretion without any prior notice to you.

Use and Disclosure Restrictions

License Agreements

Documents and information provided by us shall be kept confidential, unless specific permission is granted. They shall not be accessed or used for any purpose except as expressly provided herein.

Copyright

Our and third-party products hereunder may contain copyrighted material. Such copyrighted material shall not be copied, reproduced, distributed, merged, published, translated, or modified without prior written consent. We and the third party have exclusive rights over copyrighted material. No license shall be granted or conveyed under any patents, copyrights, trademarks, or service mark rights. To avoid ambiguities, purchasing in any form cannot be deemed as granting a license other than the normal non-exclusive, royalty-free license to use the material. We reserve the right to take legal action for noncompliance with abovementioned requirements, unauthorized use, or other illegal or malicious use of the material.

Trademarks

Except as otherwise set forth herein, nothing in this document shall be construed as conferring any rights to use any trademark, trade name or name, abbreviation, or counterfeit product thereof owned by Quectel or any third party in advertising, publicity, or other aspects.

Third-Party Rights

This document may refer to hardware, software and/or documentation owned by one or more third parties (“third-party materials”). Use of such third-party materials shall be governed by all restrictions and obligations applicable thereto.

We make no warranty or representation, either express or implied, regarding the third-party materials, including but not limited to any implied or statutory, warranties of merchantability or fitness for a particular purpose, quiet enjoyment, system integration, information accuracy, and non-infringement of any third-party intellectual property rights with regard to the licensed technology or use thereof. Nothing herein constitutes a representation or warranty by us to either develop, enhance, modify, distribute, market, sell, offer for sale, or otherwise maintain production of any our products or any other hardware, software, device, tool, information, or product. We moreover disclaim any and all warranties arising from the course of dealing or usage of trade.

Privacy Policy

To implement module functionality, certain device data are uploaded to Quectel’s or third-party’s servers, including carriers, chipset suppliers or customer-designated servers. Quectel, strictly abiding by the relevant laws and regulations, shall retain, use, disclose or otherwise process relevant data for the purpose of performing the service only or as permitted by applicable laws. Before data interaction with third parties, please be informed of their privacy and data security policy.

Disclaimer

- a) We acknowledge no liability for any injury or damage arising from the reliance upon the information.
- b) We shall bear no liability resulting from any inaccuracies or omissions, or from the use of the information contained herein.
- c) While we have made every effort to ensure that the functions and features under development are free from errors, it is possible that they could contain errors, inaccuracies, and omissions. Unless otherwise provided by valid agreement, we make no warranties of any kind, either implied or express, and exclude all liability for any loss or damage suffered in connection with the use of features and functions under development, to the maximum extent permitted by law, regardless of whether such loss or damage may have been foreseeable.
- d) We are not responsible for the accessibility, safety, accuracy, availability, legality, or completeness of information, advertising, commercial offers, products, services, and materials on third-party websites and third-party resources.

Copyright © Quectel Wireless Solutions Co., Ltd. 2022. All rights reserved.

About the Document

Revision History

Version	Date	Author	Note
-	2020-12-07	Kenny YIN	Creation of the document
1.0	2020-12-07	Kenny YIN	First official release
1.1	2020-12-21	Kenny YIN	Added the laboratory test axes
1.2	2021-07-25	Kenny YIN	Updated working temperature. (Chapter 3)
1.3	2021-12-03	Kenny YIN	Updated the product description in Chapter 1.
1.4	2022-04-11	Kenny YIN	Updated the data (Chapter 3 and 5).

Contents

About the Document	3
Contents	4
1 Product Description.....	5
2 Product Features.....	5
3 Product Specifications	6
4 Overall Performance	7
4.1. Test Environment.....	7
4.2. VSWR	8
4.3. Efficiency	11
4.4. Gain	14
4.5. Radiation Pattern.....	17
4.6. GNSS Antenna	24
4.6.1. GNSS Antenna Gain (LNA).....	24
4.6.2. GNSS Antenna Measurement (Static State).....	25
4.6.3. GNSS Antenna Noise Figure (LNA).....	25
4.7. Insulation	26
5 Product Size	29
6 Connection Description	29
7 Installation	30

1 Product Description

To meet customers' requirements for the high performance, high integration, and integrated appearance of their products, Quectel provides a combined antenna box series. The antenna box can integrate a variety of antennas, such as 5G, 4G, GNSS, Wi-Fi antennas, to achieve communication functions of 5G MIMO, 4G, GNSS, and Wi-Fi. These antenna boxes can be mounted on the surface of devices via screw, adhesive or other methods, supports multiple connector types and cable lengths. It is a more flexible and reliable high-performance antenna solution for outdoor applications.

We provide comprehensive antenna design support such as simulation, testing and manufacturing for custom antenna solutions to meet your specific application needs.

2 Product Features

- Cellular LTE/Wi-Fi/GNSS
- High efficiency
- Excellent performance



3 Product Specifications

LTE/Wi-Fi Electrical Specifications

Frequency Range	LTE: 700–2700 MHz Wi-Fi: 2400–5850 MHz
Input Impedence	50 Ω
VSWR	4G: ≤ 3.0 Wi-Fi-1: ≤ 2.0 Wi-Fi-2: ≤ 2.0
Gain	4G: ≤ 2.5 Wi-Fi-1: ≤ 2.5 Wi-Fi-2: ≤ 2.5
Polarization Type	Linear

GNSS Antenna Electrical Specifications

Frequency Range	1561 MHz/1575.42 MHz/1602 MHz
Working Voltage	3 V
Working Current	9 ±3 mA
Gain	20 ±3 dB
Noise Figure	≤ 2 dB
VSWR	≤ 2
Input Impedence	50 Ω
Polarization Type	Circular

Mechanical Specifications

Antenna Box Size	Φ 120 mm × 43 mm
Cable Type & Length	1.5DS-QEHB & 1000 mm
Casing	KIBILAC® ASA
Connector Type	GNSS: FAKRA_C LTE: FAKRA_D Wi-Fi: FAKRA_I
Working Temperature	-40 °C to +85 °C
Radome Color	Black
Ingress Protection Rating	IP67 (IP rating of the antenna box after installation)
Mounting Type	Screw

4 Overall Performance

4.1. Test Environment

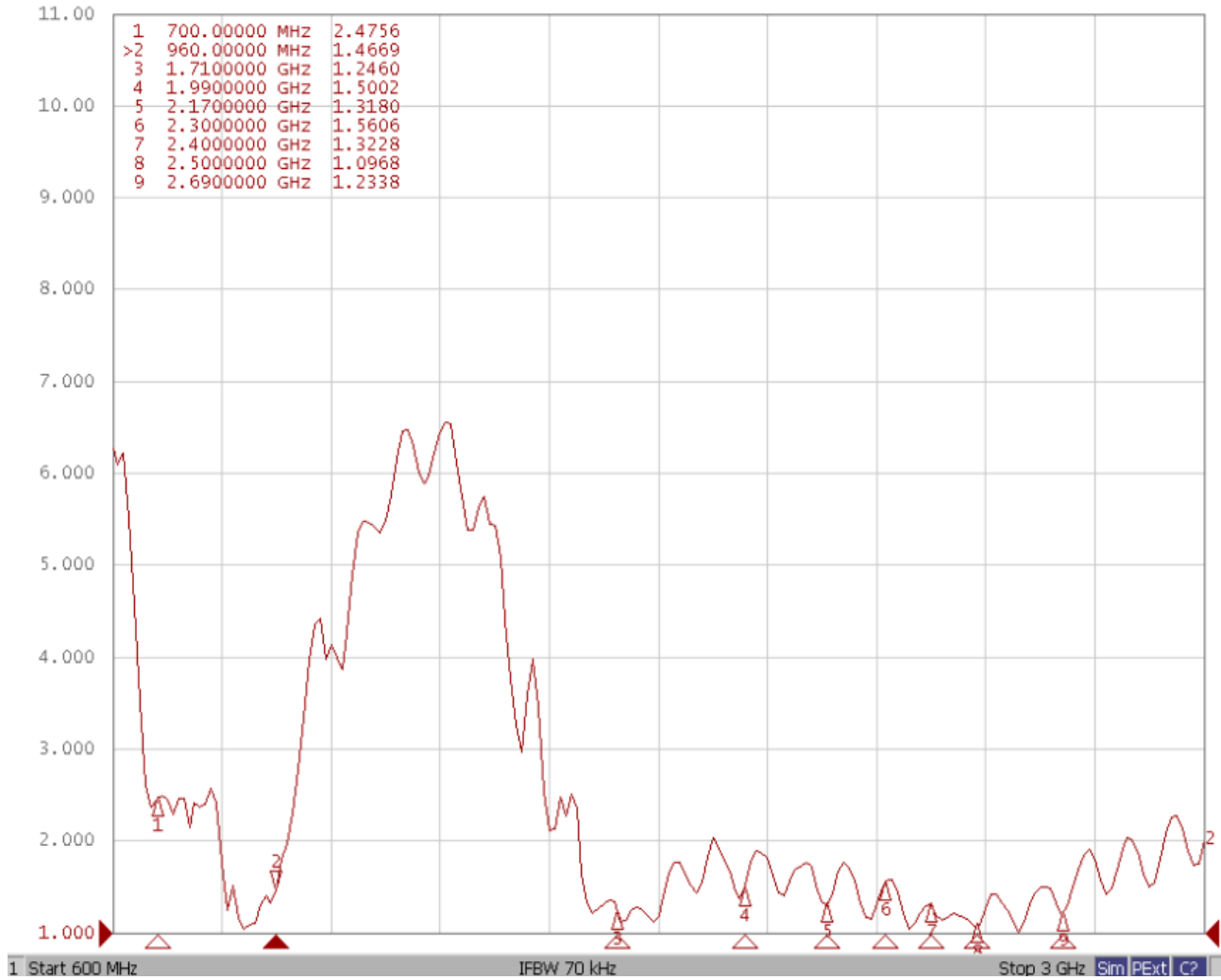
- KEYSIGHT ENA Network Analyzer E5063A 100 kHz – 8.5 GHz
- RayZone®2800 Chamber 5G (FR1) SISO/MIMO, 600 MHz – 8.5 GHz



4.2. VSWR

4G Main Antenna

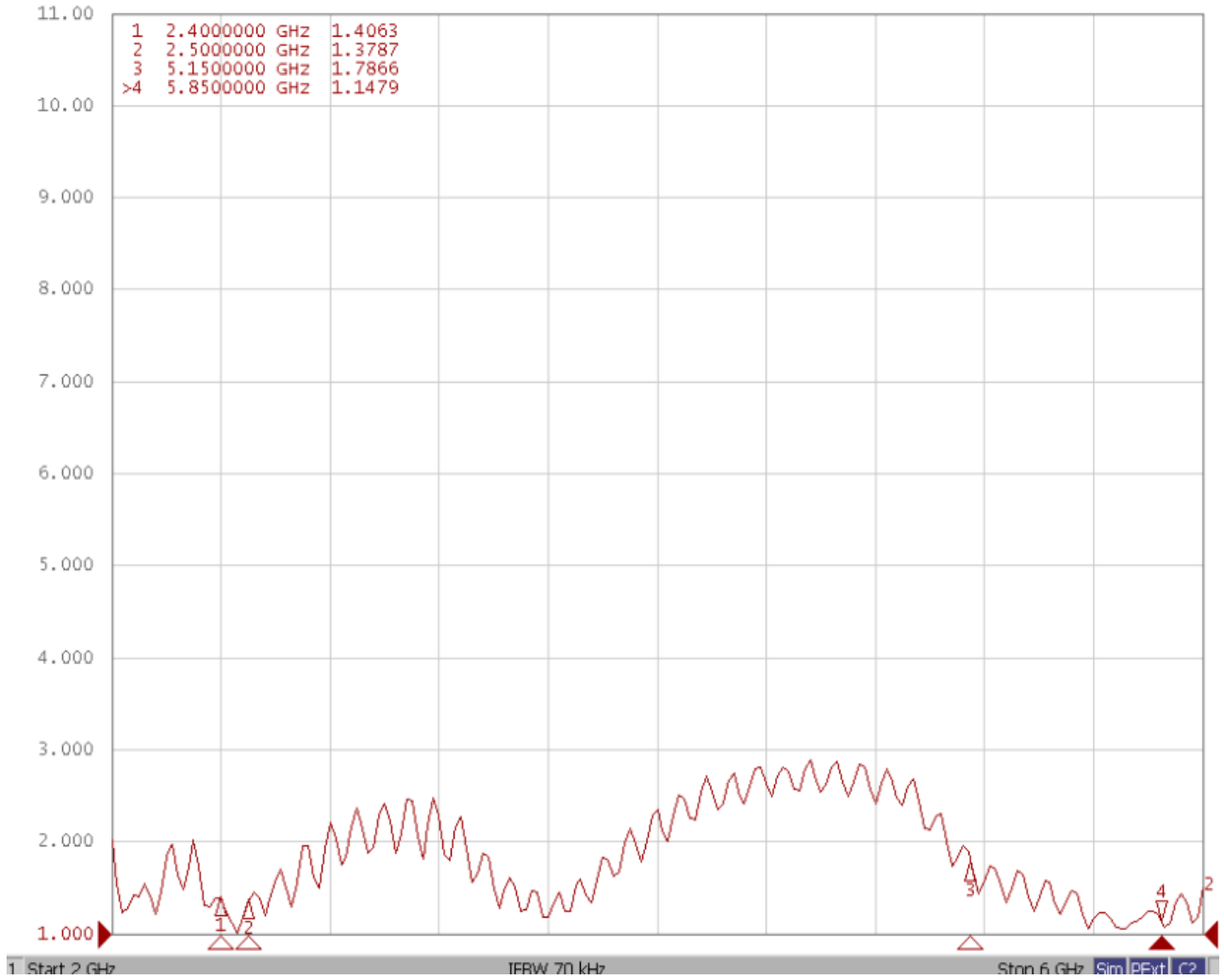
▶ **F2** S22 SWR 1.000/ Ref 1.000 [F2]



Frequency (MHz)	700	960	1710	2170	2300	2400	2500	2690
VSWR	2.47	1.46	1.24	1.31	1.56	1.32	1.09	1.23

Wi-Fi-1

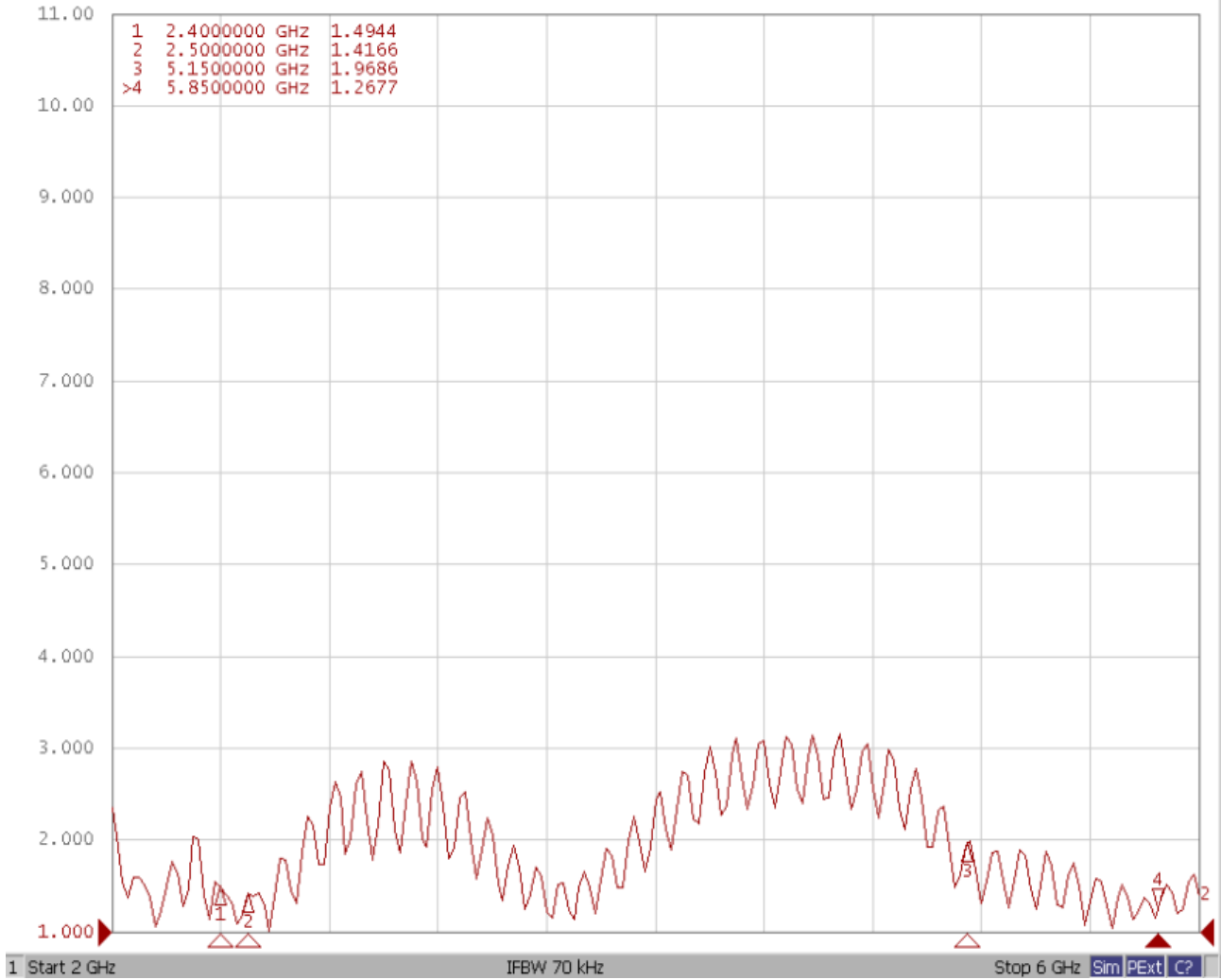
▶ Tr2 S22 SWR 1.000/ Ref 1.000 [F2]



Frequency (MHz)	2400	2500	5150	5850
VSWR	1.40	1.37	1.78	1.14

Wi-Fi-2

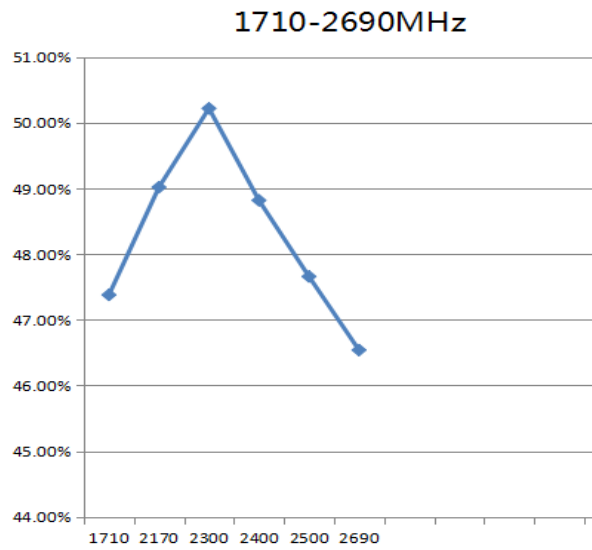
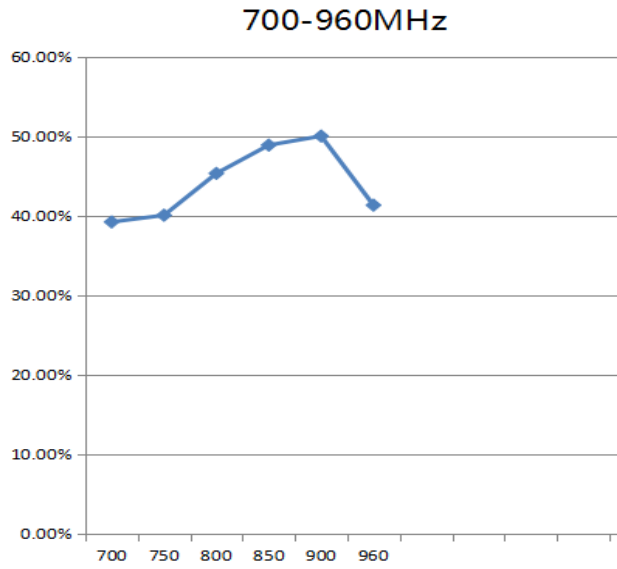
▶ **Tr2** S22 SWR 1.000/ Ref 1.000 [F2]



Frequency (MHz)	2400	2500	5150	5850
VSWR	1.49	1.41	1.96	1.26

4.3. Efficiency

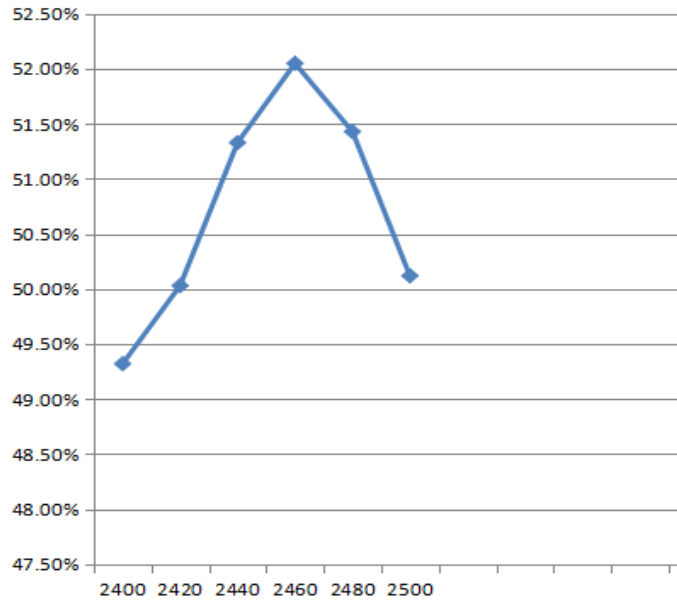
4G Main Antenna



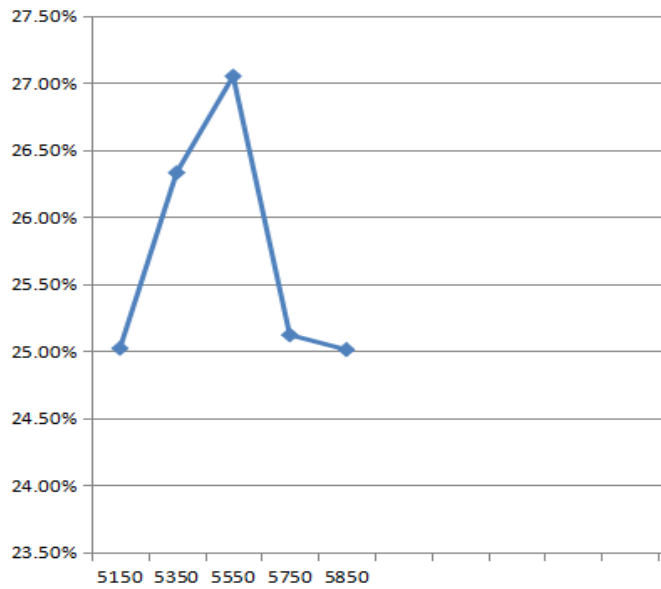
Frequency (MHz)	700	960	1710	2170	2300	2400	2500	2690
Efficiency (%)	39.21	41.32	47.38	49.02	50.22	48.82	47.66	46.54

Wi-Fi-1

2400-2500MHz



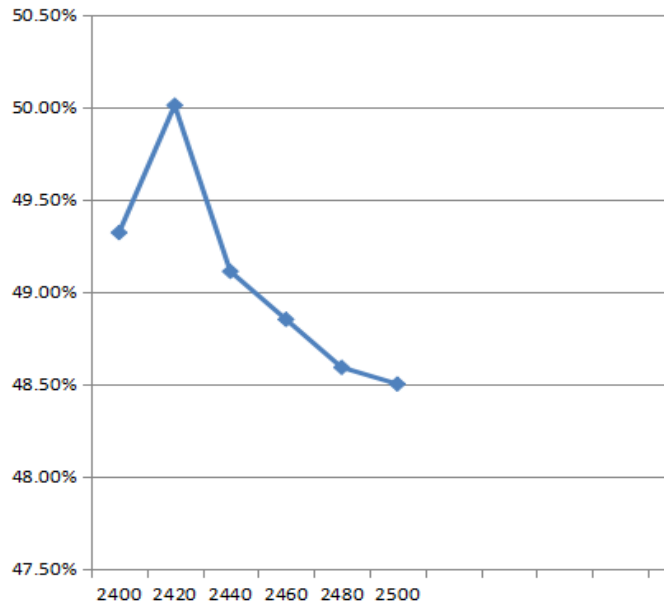
5150-5850MHz



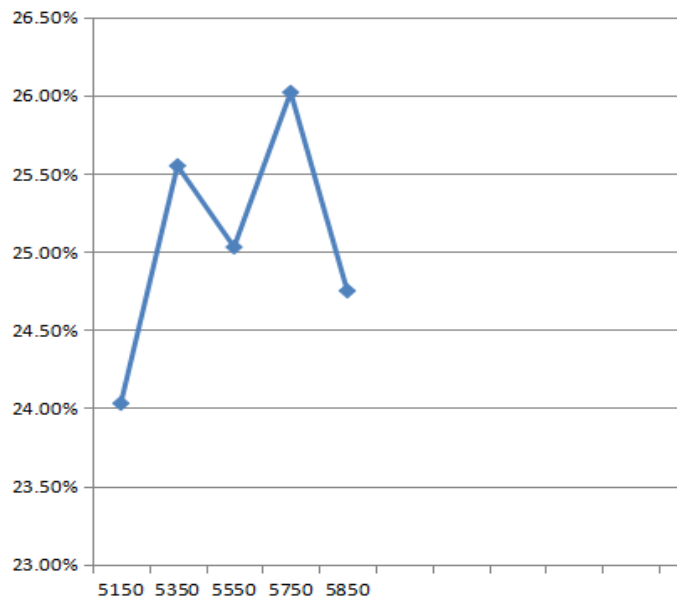
Frequency (MHz)	2400	2460	2500	5150	5350	5550	5750	5850
Efficiency (%)	50.46	52.16	50.09	25.02	26.33	27.05	25.12	25.01

Wi-Fi-2

2400-2500MHz



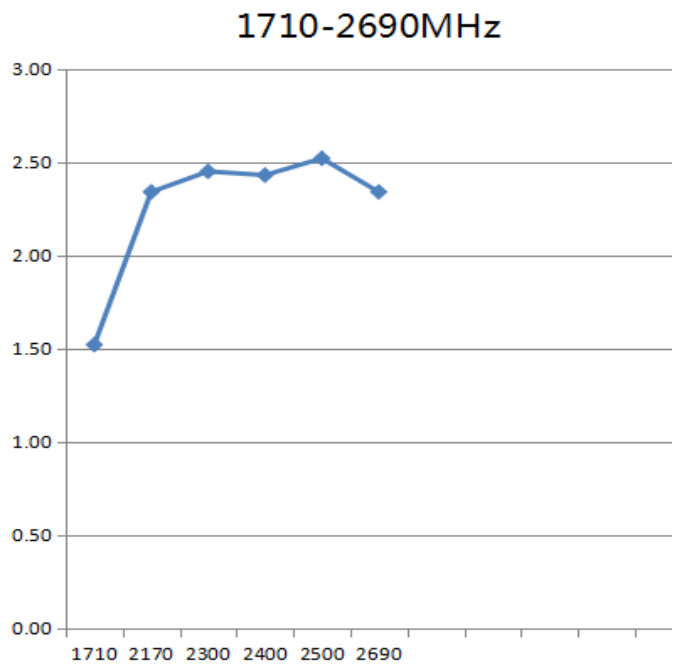
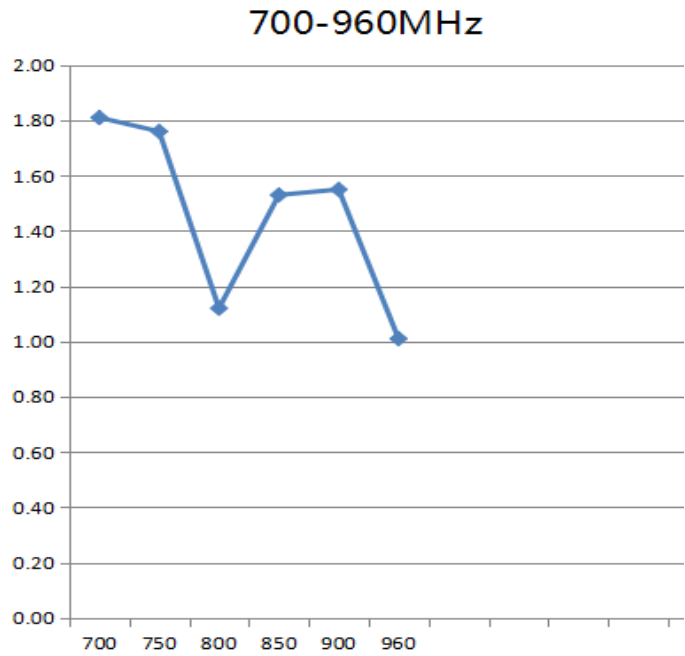
5150-5850MHz



Frequency (MHz)	2400	2460	2500	5150	5350	5550	5750	5850
Efficiency (%)	49.32	48.85	48.50	24.03	25.55	25.03	26.02	24.75

4.4. Gain

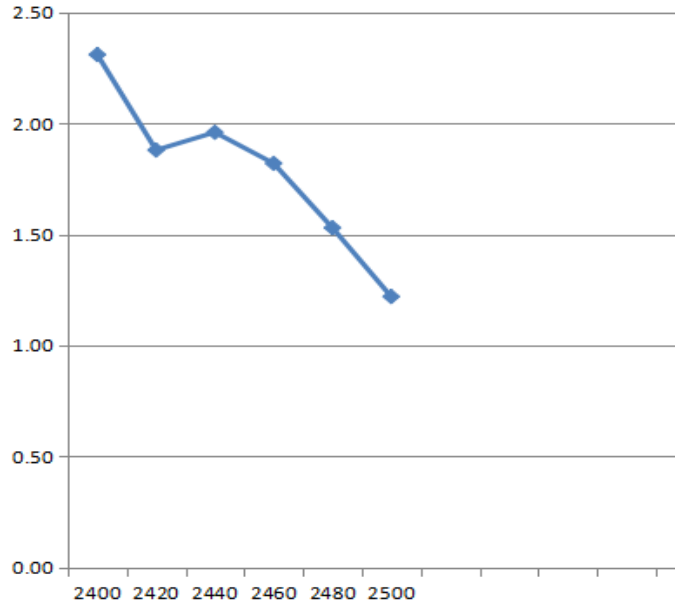
4G Main Antenna



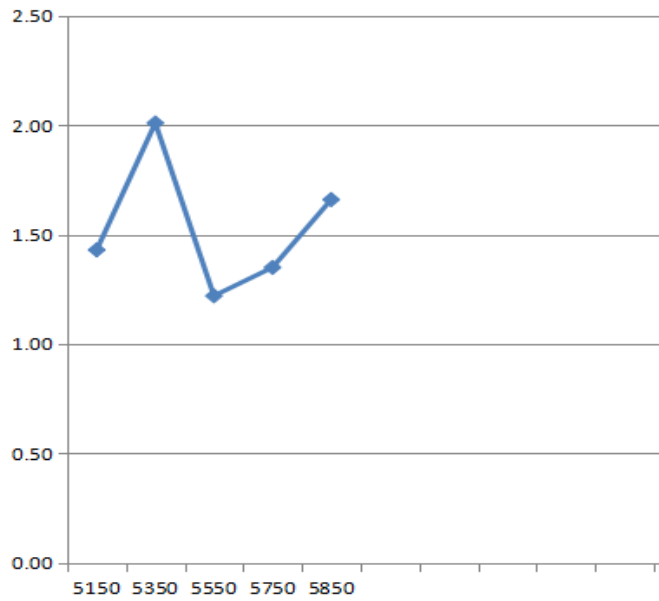
Frequency (MHz)	700	960	1710	2170	2300	2400	2500	2690
Gain (dBi)	1.81	1.01	1.52	2.34	2.45	2.43	2.52	2.34

Wi-Fi-1

2400-2500MHz



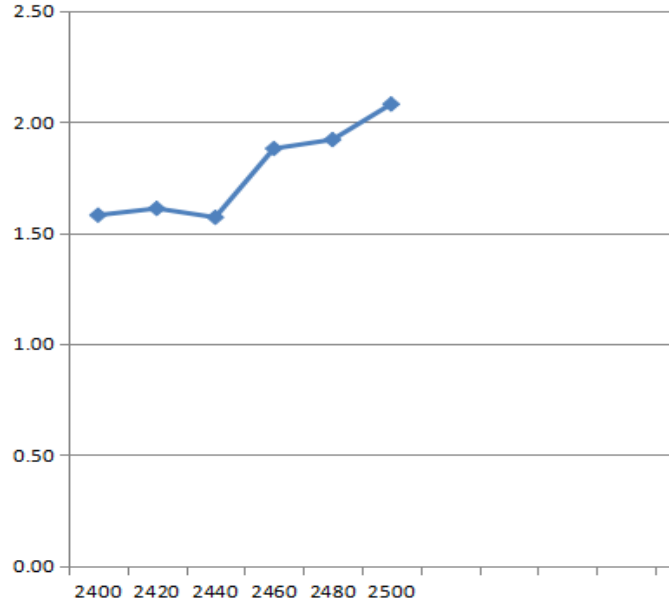
5150-5850MHz



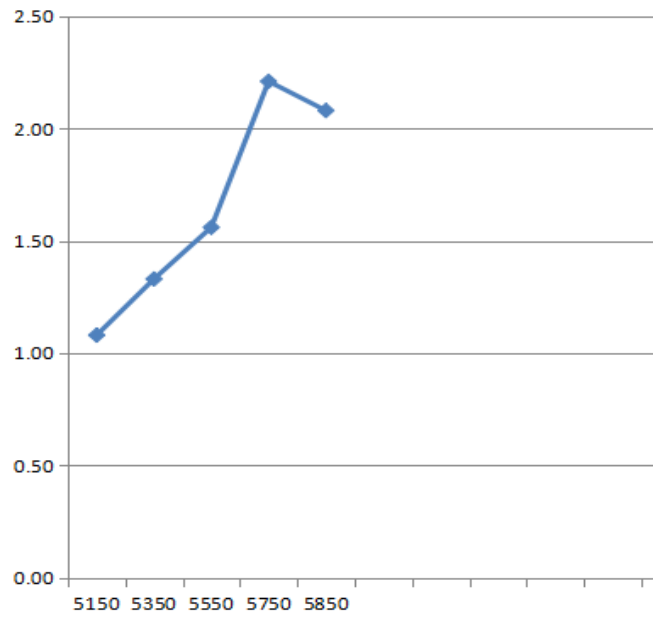
Frequency (MHz)	2400	2460	2500	5150	5350	5550	5750	5850
Gain (dBi)	2.31	1.82	1.22	1.43	2.01	1.22	1.35	1.66

Wi-Fi-2

2400-2500MHz




5150-5850MHz

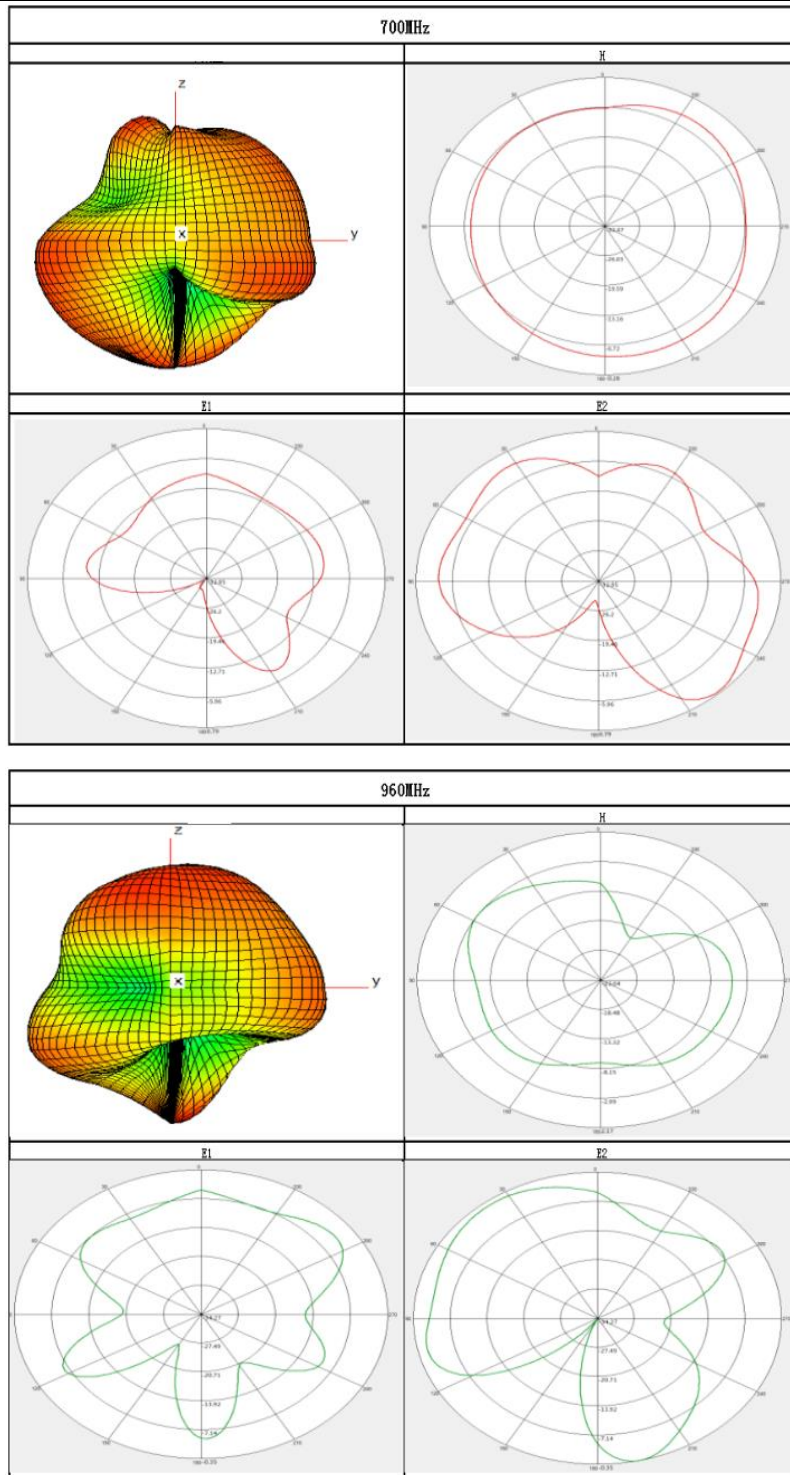


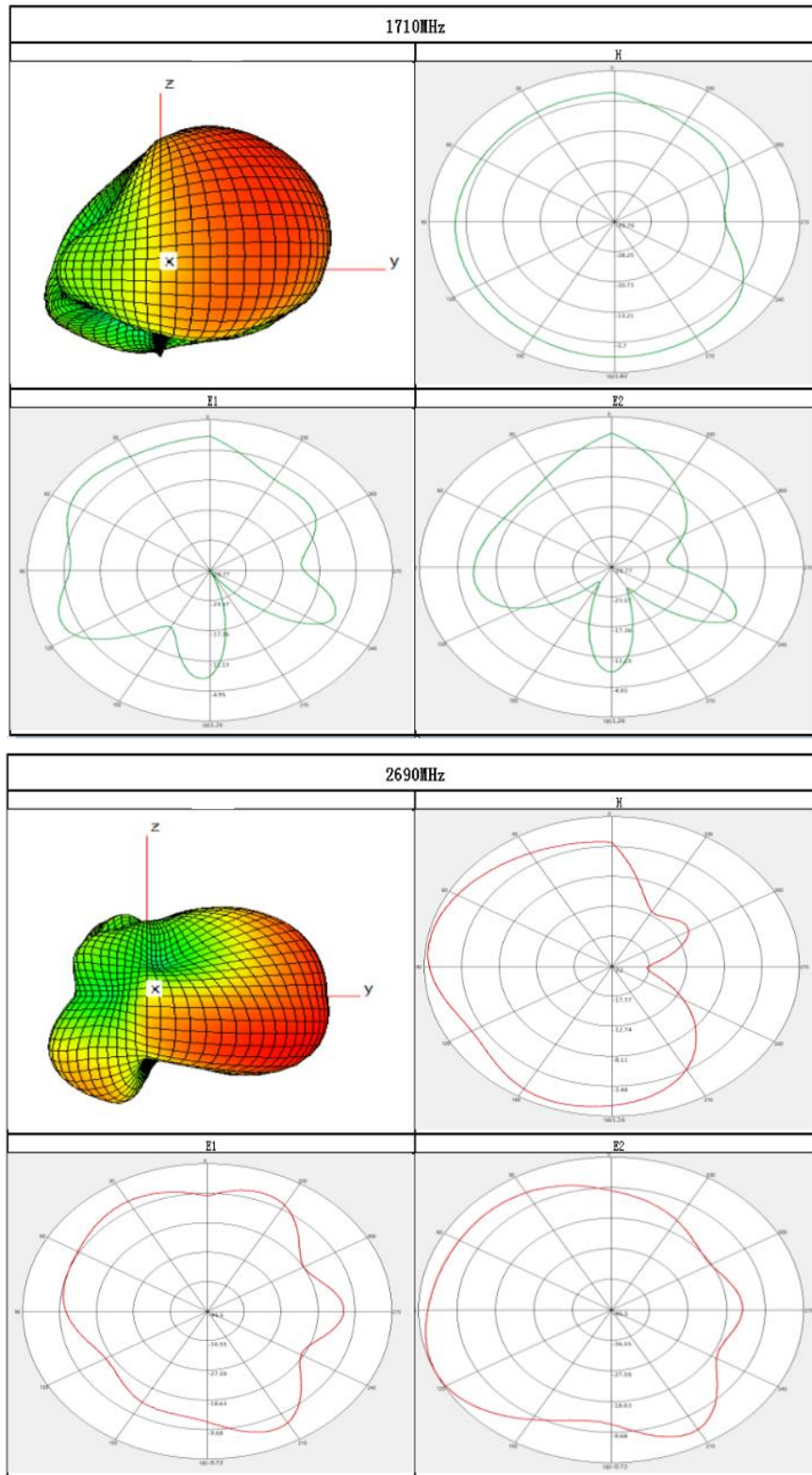
Frequency (MHz)	2400	2460	2500	5150	5350	5550	5750	5850
Gain (dBi)	1.58	1.88	2.08	1.08	1.33	1.56	2.21	2.08

4.5. Radiation Pattern

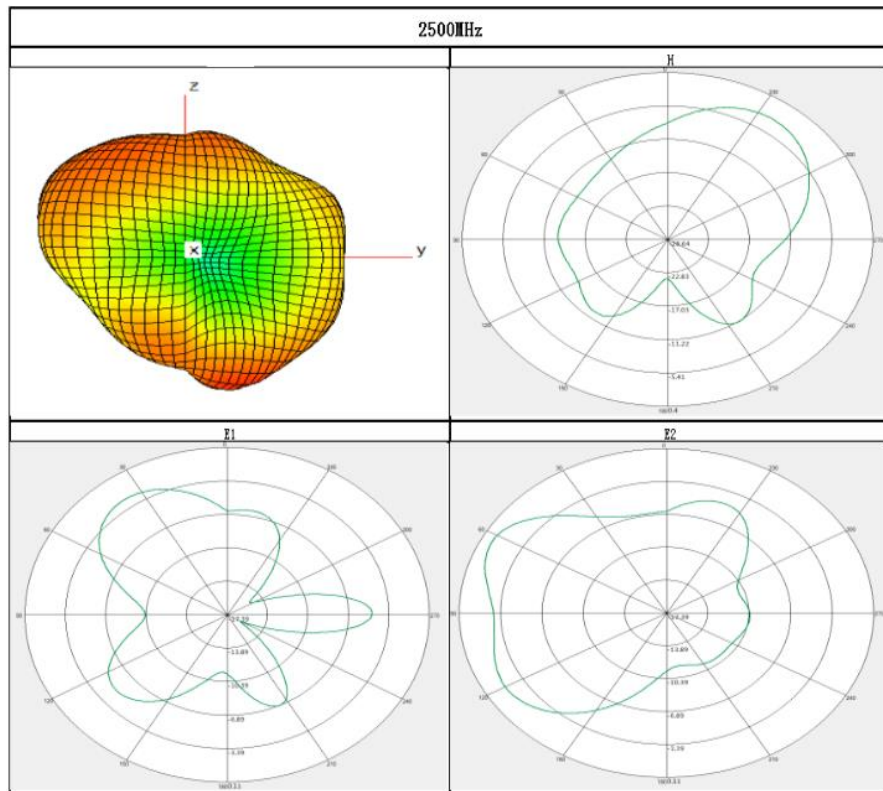
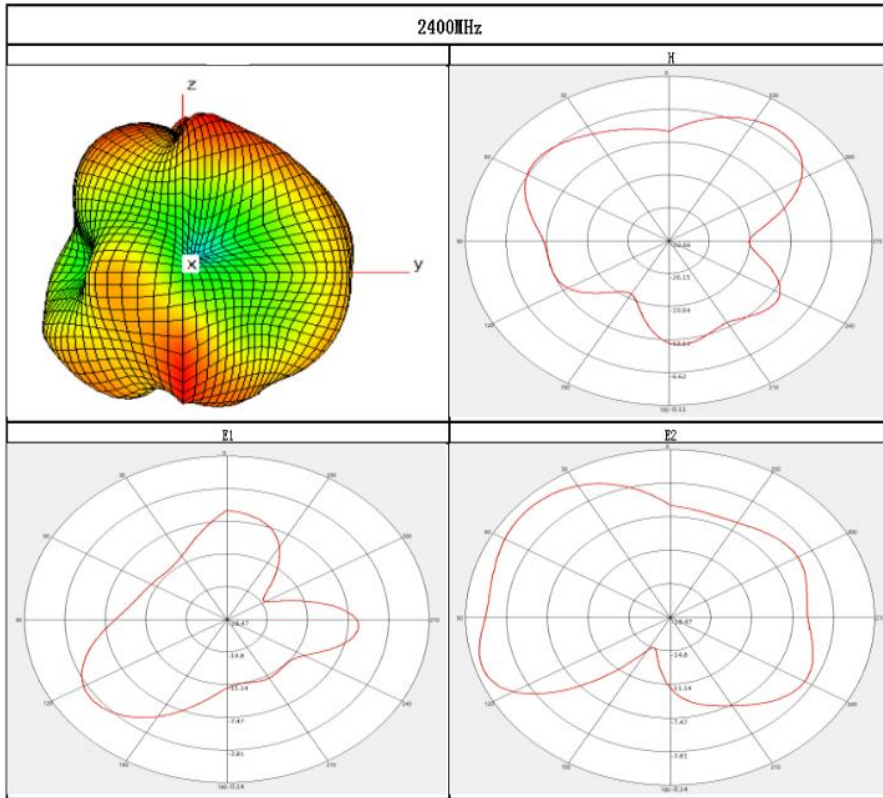


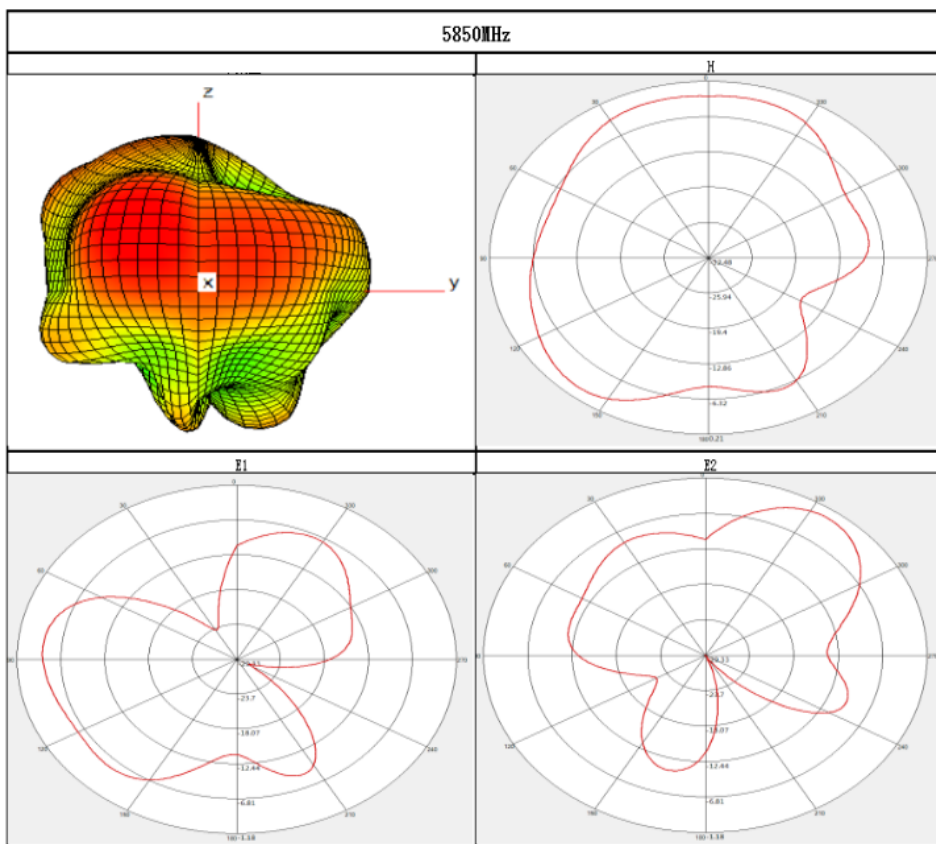
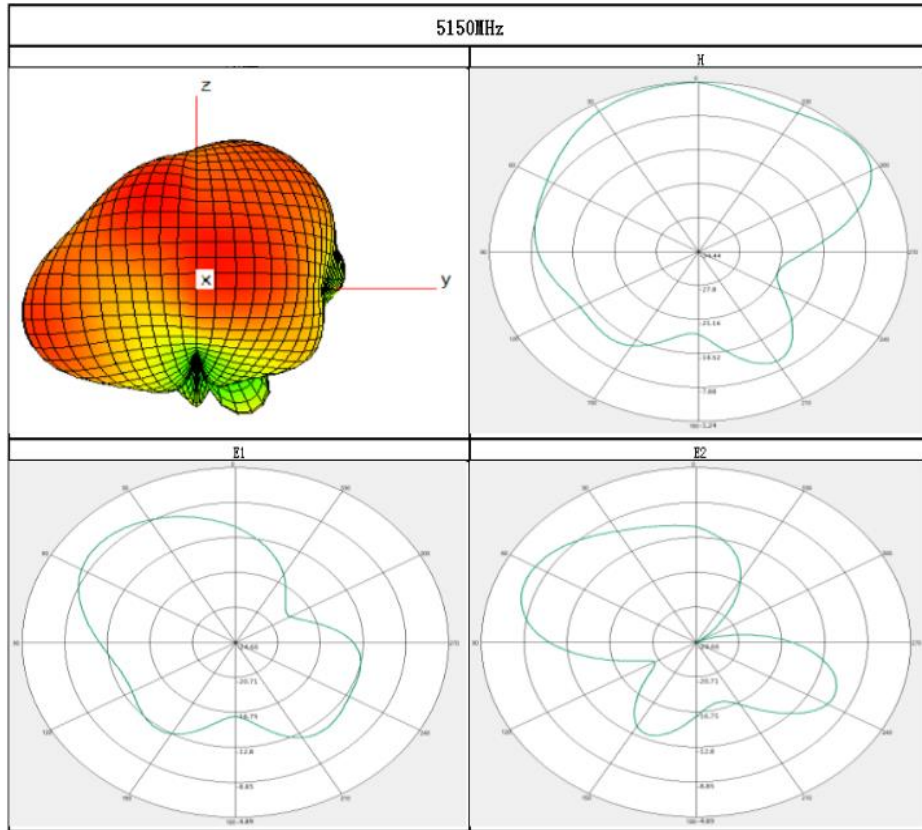
4G Main Antenna



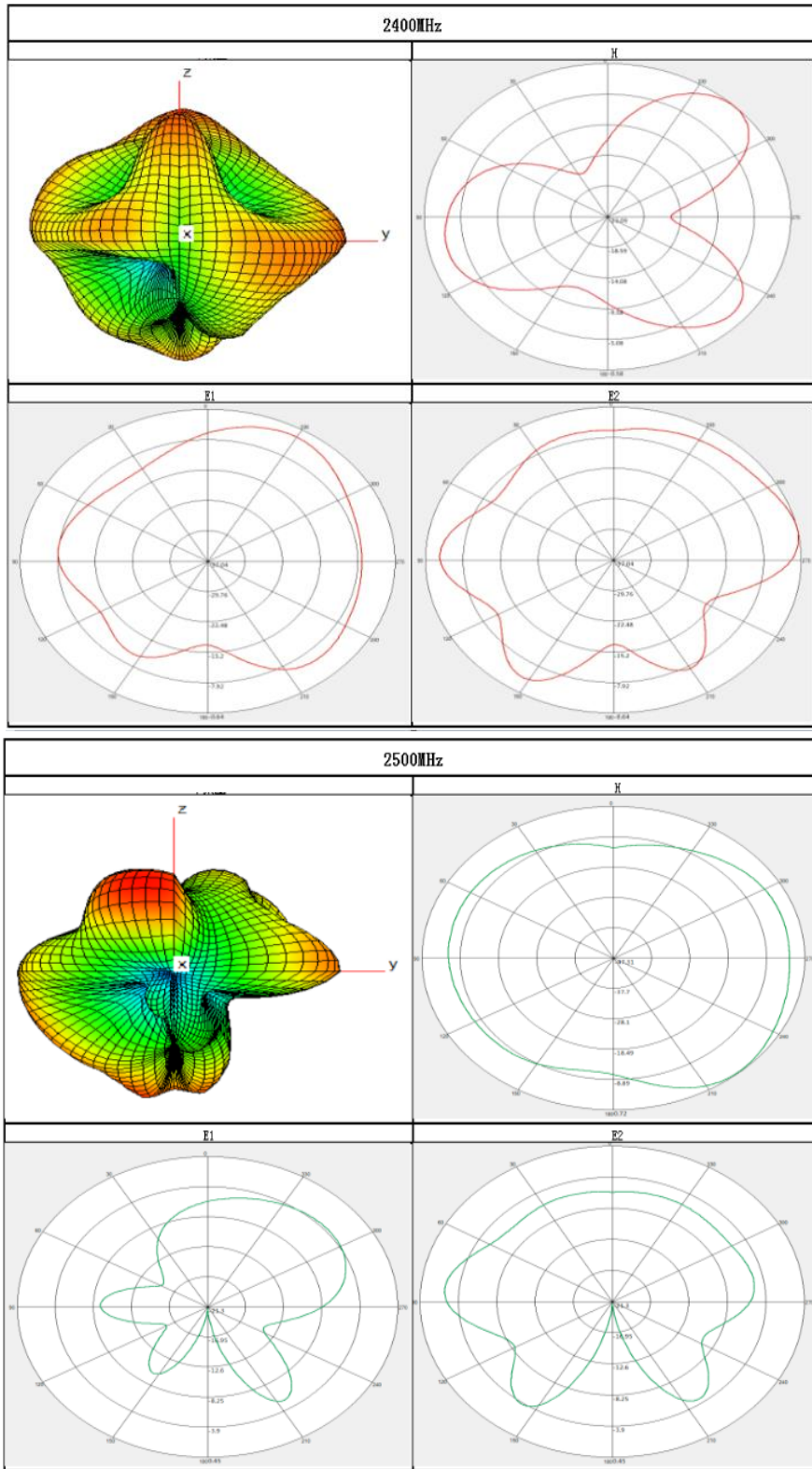


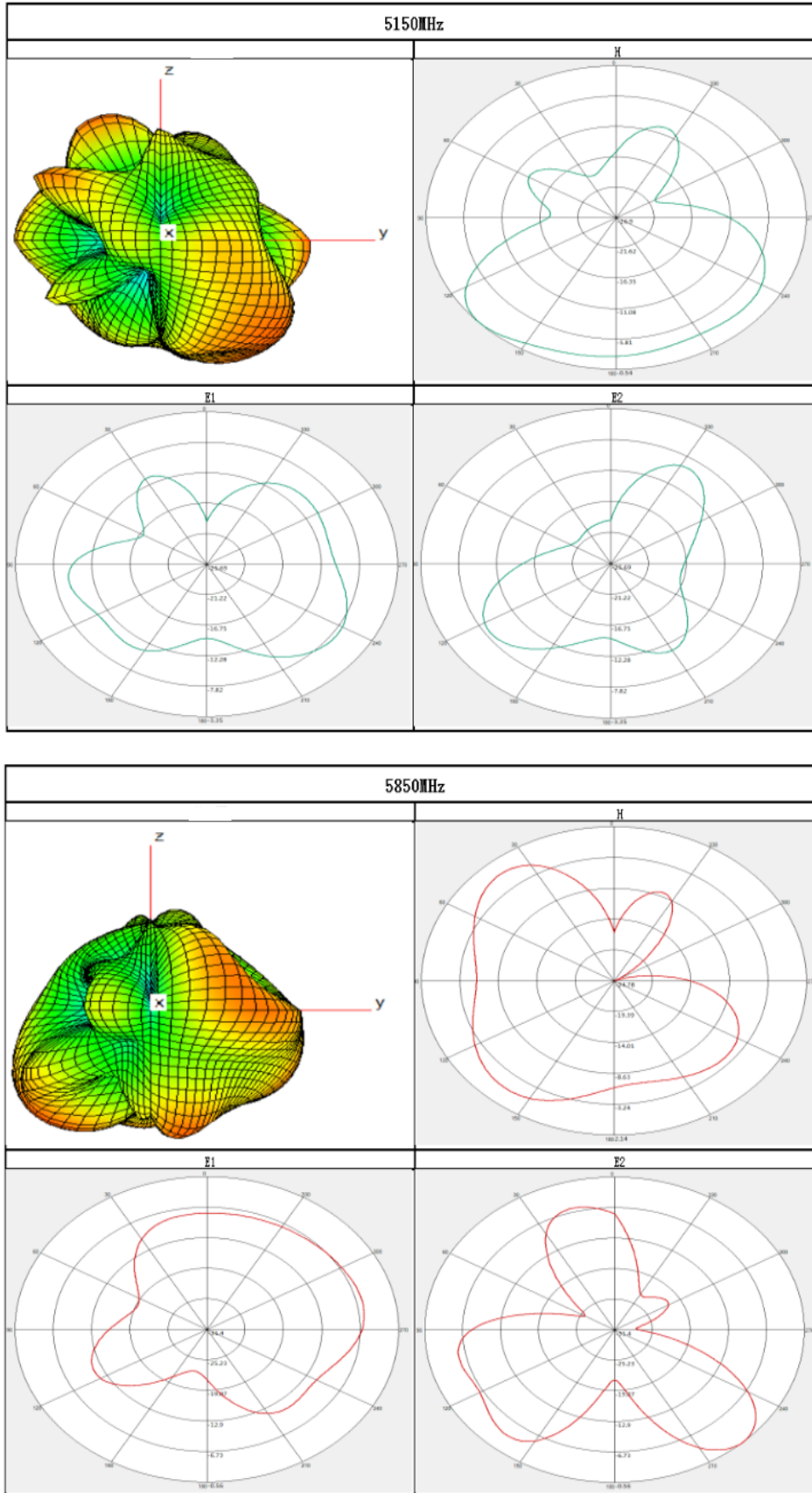
Wi-Fi-1





Wi-Fi-2





4.6. GNSS Antenna

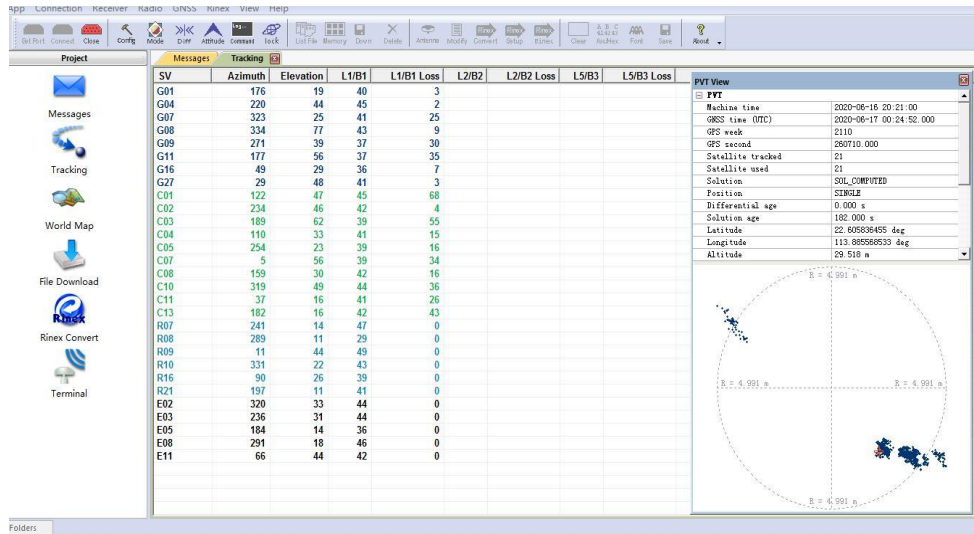
4.6.1. GNSS Antenna Gain (LNA)



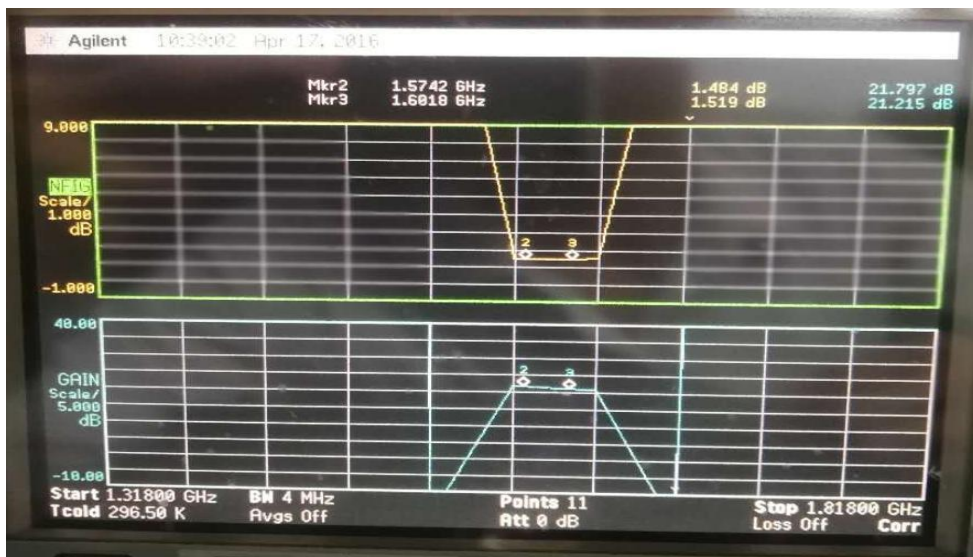
GNSS Relative Gain Test Data

MARKER	Frequency (MHz)	Peak Gain (dBi)	VSWR
1	1559	22.2	1.86
2	1580	22.2	1.67
3	1610	21.4	1.59

4.6.2. GNSS Antenna Measurement (Static State)



4.6.3. GNSS Antenna Noise Figure (LNA)

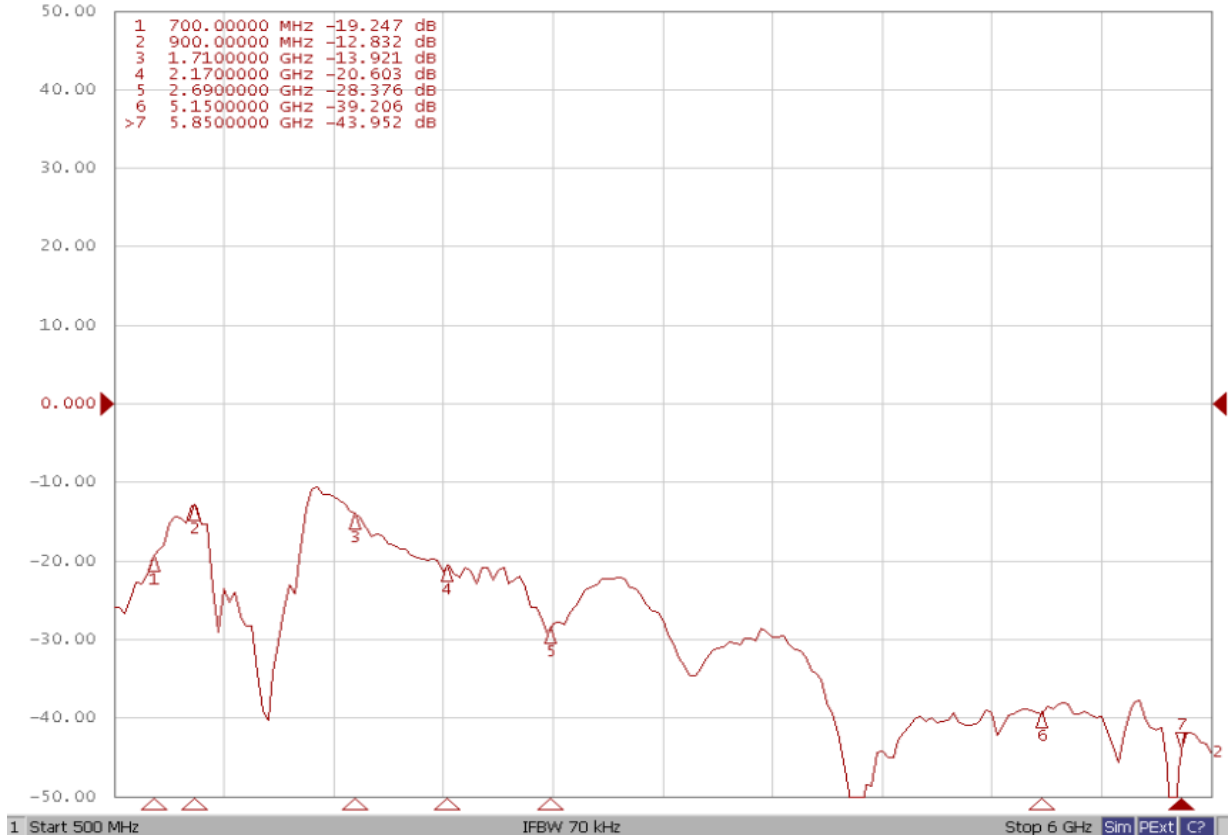


GNSS Noise Test Date		
MARKER	Frequency (MHz)	Noise figure(dB)
1	1575	1.48
2	1601	1.51

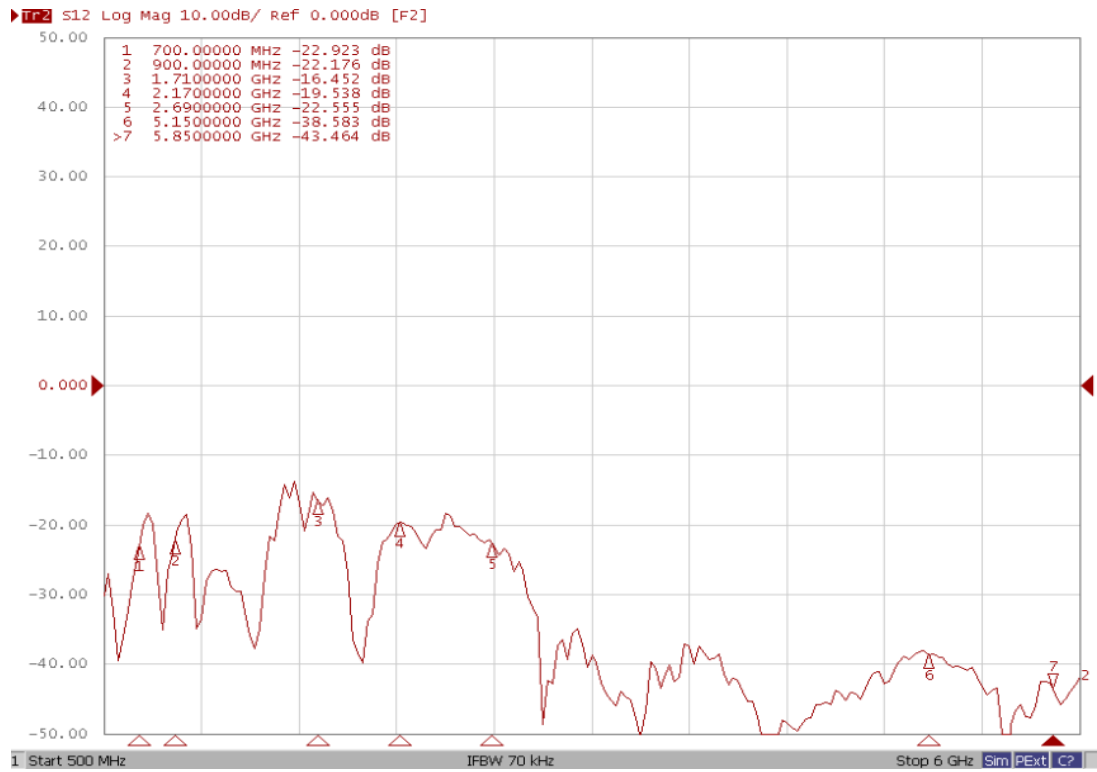
4.7. Insulation

4G Main & Wi-Fi-1

▶ **F2** S12 Log Mag 10.00dB/ Ref 0.000dB [F2]

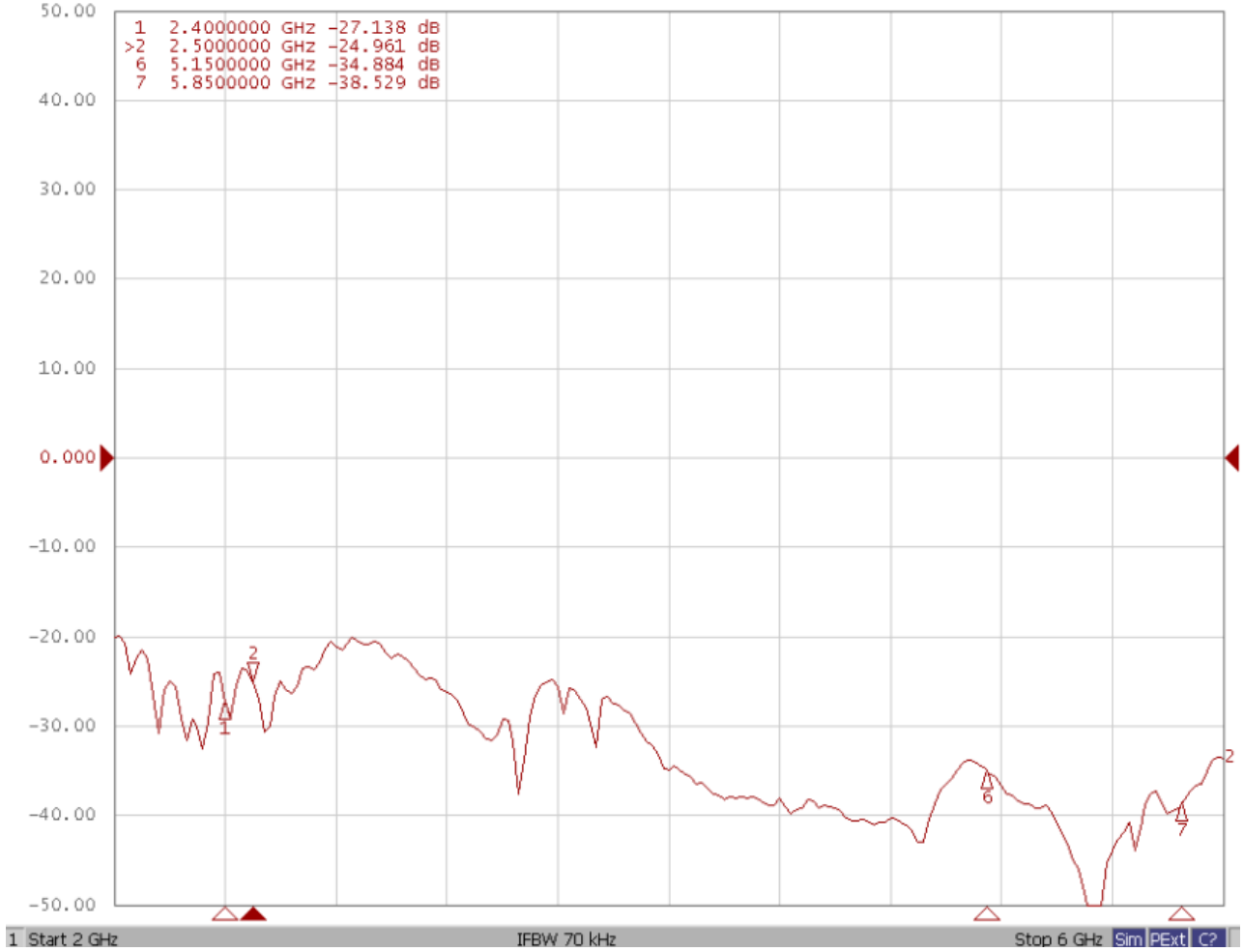


4G Main & Wi-Fi-2

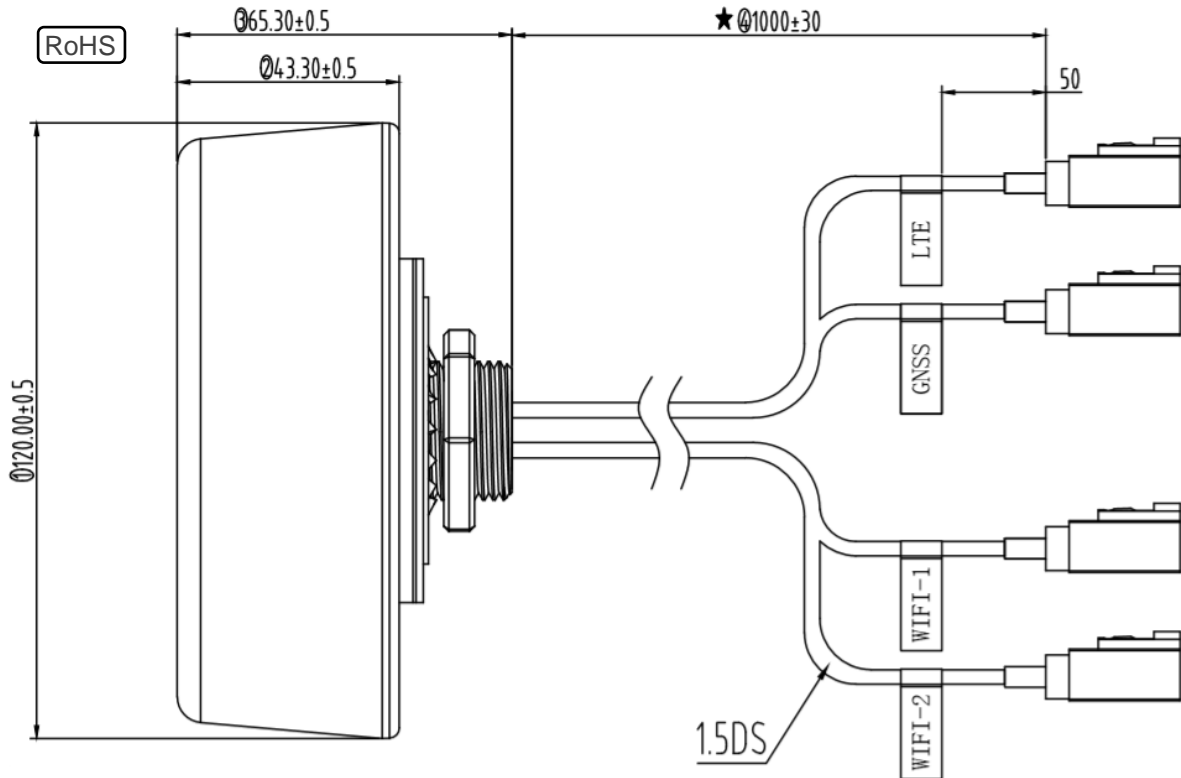


Wi-Fi-2 & Wi-Fi-1

▶ **S12** Log Mag 10.00dB/ Ref 0.000dB [F2]

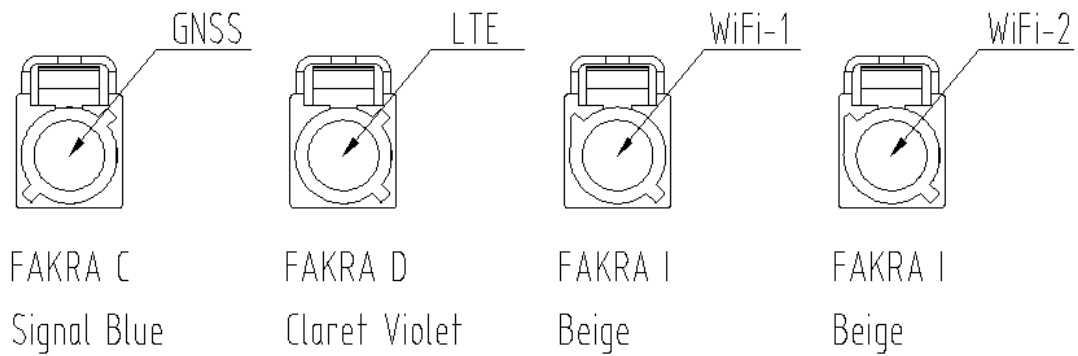


5 Product Size



6 Connection Description

As follows, the connectors on the product are Fakra_C, Fakra_D and Fakra_I.



7 Installation

- Recommended hole size: $\Phi 28.0 \pm 0.5$ mm.
- Recommended wall thickness size: 3.0 ± 1.0 mm.

