

# PVA

## Short Stroke Key Switches

### Features/Benefits

- Compact design
- Short stroke to latch
- Wide variety of actuator heights and styles
- Adapted for medium power applications
- RoHS compliant and compatible

### Typical Applications

- Automotive (air conditioning, lighting)
- Video, remote controls
- Electronic games



### Construction

FUNCTION: Momentary, Push-Push  
 CONTACT ARRANGEMENT:<sup>1</sup>  
 PVA1: 2 make contacts (DPST)  
 PVA2: 2 change over contacts (DPDT)  
 SWITCHING MODE: Non-shorting  
 TERMINALS: PC pins<sup>2</sup>

### Mechanical

TOTAL TRAVEL / LATCHING TRAVEL:  
 OA: 2,4± 0,2 (0.094 ± 0.008)  
 EE: 2,4± 0,2 (0.094 ± 0.008) / 1,5 (0.059)  
 OPERATING FORCE: 1.2 ± .25 (120 grams);  
 1.7 ± .25 (170 grams); 3.5 ± .25 (350 grams)

### Process

SOLDERABILITY:  
 Wave soldering, compatible with lead free soldering profile  
 Hand soldering, 350°C for 3 seconds

**Note:** Specifications listed above are for switches with standard options.  
 For information on specific and custom switches, consult Customer Service Center.

### Electrical

SWITCHING POWER MAX.: 3 W DC  
 SWITCHING VOLTAGE MAX.: 32 V DC  
 SWITCHING CURRENT MAX.: 100 mA DC\*  
 DIELECTRIC STRENGTH (50 Hz / 1 min):  
 1000 V between open contacts, PVA2: 750 V  
 OPERATING LIFE:  
 OA (momentary): ≥ 1 x 10<sup>5</sup> operations  
 EE (push-push): ≥ 1 x 10<sup>5</sup> operations  
 CONTACT RESISTANCE: Initial ≤ 100 mΩ  
 After life: 150 mΩ  
 INSULATION RESISTANCE: ≥ 10<sup>10</sup> Ω  
 BOUNCE TIME: ≤ 3 ms

### Environmental

OPERATING TEMPERATURE: -40°C to 85°C.<sup>3</sup>

- 1) Other contact arrangements available by request
  - 2) "Snap-in" contacts on request, Version SNA with pins bent inside (standard)
  - 3) With button +70°C
- \* By 13,8 VDC, the PVA supports a peak current of 500 mA and a continuous current of 200 mA.



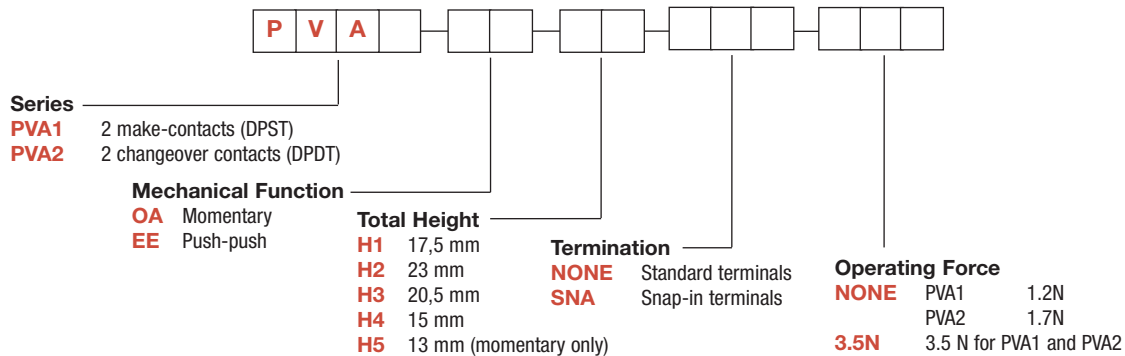
D

Key Switches

### How To Order

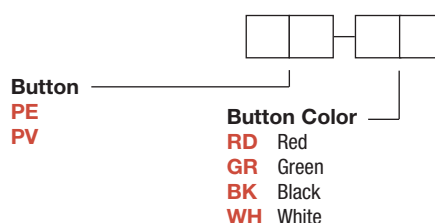
Our easy build-a-switch concept allows you to mix and match options to create the switch you need. To order, select desired option from each category and place it in the appropriate box. **Some of the configurations may not be available or could require some development.**

#### Switch



#### Button

Buttons must be ordered separately.  
 Shipped in bulk.

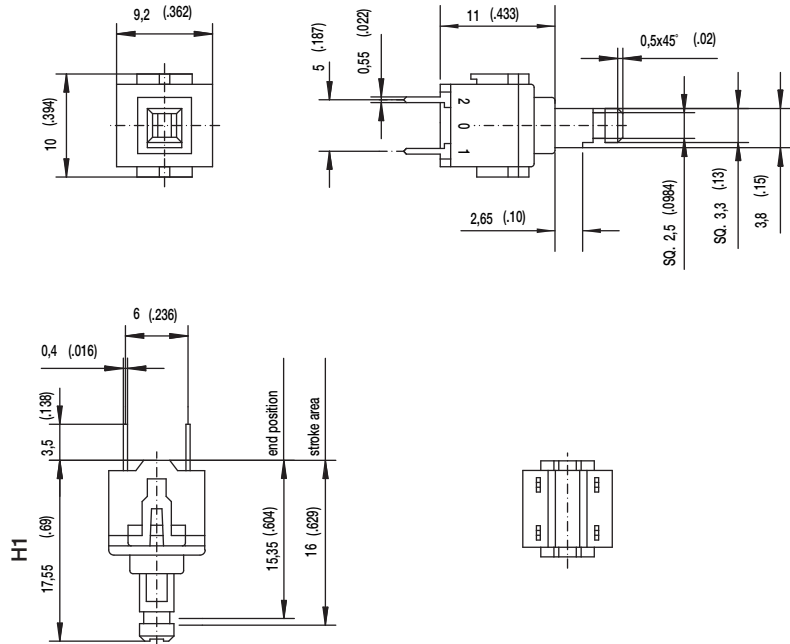
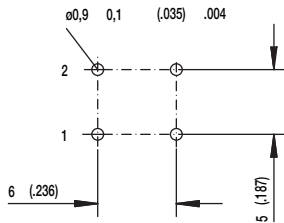


Dimensions are shown: mm  
 Specifications and dimensions subject to change

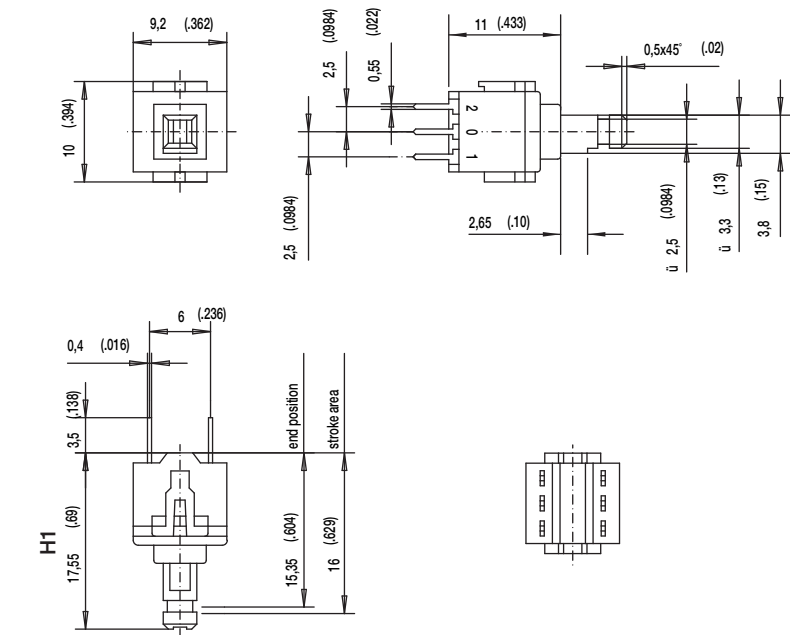
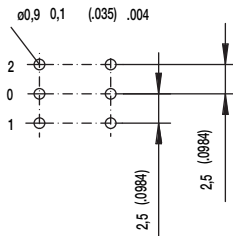
# PVA Short Stroke Key Switches

SERIES 

## PVA1 (DPST)



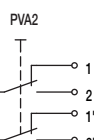
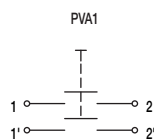
## PVA2 (DPDT)



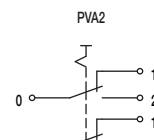
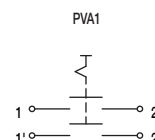
## MECHANICAL FUNCTION

OPTION CODE	FUNCTION
<b>OA</b>	Momentary
<b>EE</b>	Push-Push

**OA**



**EE**

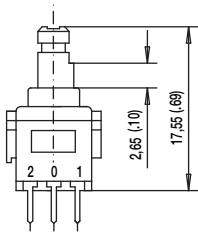


Dimensions are shown: mm  
Specifications and dimensions subject to change

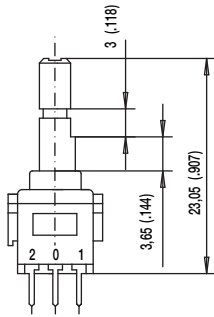
# PVA Short Stroke Key Switches

## TOTAL HEIGHT

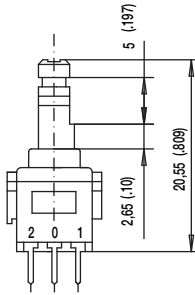
**H1** 17,5 MM



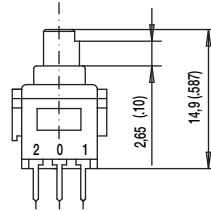
**H2** 23 MM



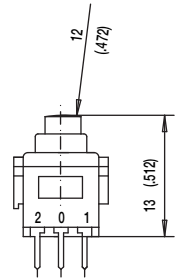
**H3** 20,5 MM



**H4** 15 MM

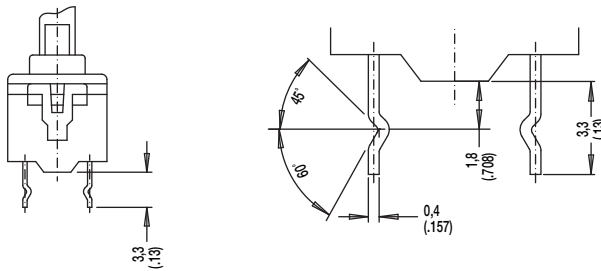


**H5** 13 MM  
(MOMENTARY ONLY)



## TERMINATION

**SNA**



## OPERATING FORCE

**NONE** PVA1 1.2 N  
PVA2 1.7 N

**3.5N** 3.5 NEWTONS PVA1 & PVA2



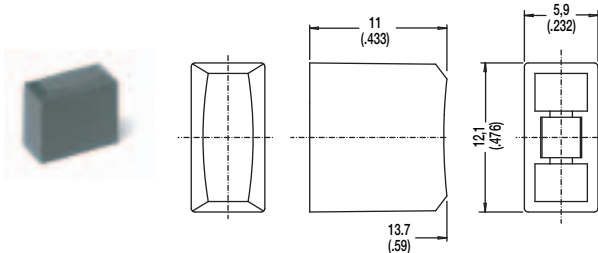
D

Key Switches

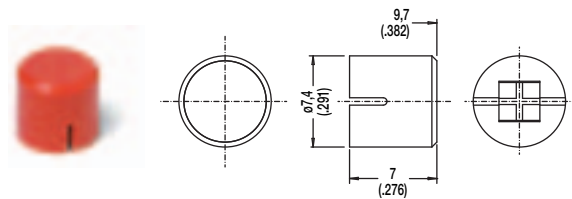
## BUTTONS

BUTTONS MUST BE ORDERED SEPARATELY. SHIPPED IN BULK.

**PE**



**PV**



OPTION CODE	COLOR
<b>RD</b>	Red
<b>GY</b>	Gray
<b>BK</b>	Black
<b>WH</b>	White



Dimensions are shown: mm  
Specifications and dimensions subject to change

