

- 1
- 2
- 3
- 4
- 5
- 6
- 7
- 8
- 9
- 10
- 11
- 12
- 13
- 14
- 15
- 16
- 17
- 18

## ELECTRICAL FEATURES

- Voltage range: 3÷110 V AC/DC
- Voltage drop LED: 3 V
- Temperature range: -20°C +85°C
- Life expectancy: (operations) 10<sup>7</sup>
- Protection classification: IP 67
- Cable length: 2.5 mt

## FEATURES AND APPLICATIONS

PSW. limit switches detect magnetic fields through electrical impulses. The pneumatic magnetic series features tools equipped with magnetic cylinders that deliver drive and/or control electrical impulses with the limit switches provided. As they feature luminous leds, the min. use voltage is 3V and voltage drop will be 3V each if they are series connected.

Using a very long connection cable (over 5 m) could impact proper functioning of the sensor due to the high capacity value which is directly proportional to the cable length. In such conditions, it is recommended to use an inductor to eliminate the effects of cable capacity.

In direct current circuits, always connect the brown wire to the positive pole.

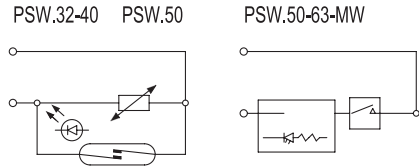
It is recommended to keep electrical cables and large ferrous masses at due distance as the latter could disturb the sensor due to the effects of mutual induction.

Sensors can detect signals at a speed of 1 m/s.

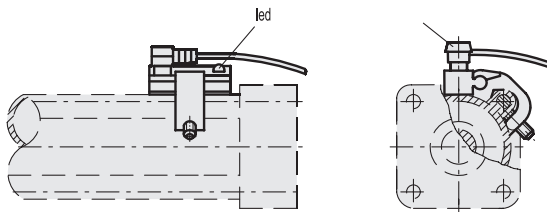
Using a holding bracket, they can be positioned all along the cylinder stroke.



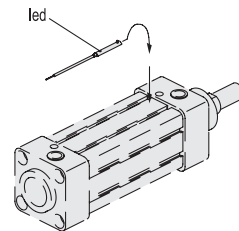
Proximity switch



PSW.32-40 / PSW.50



PSW.50-63-MW



Code	Description	Current on contact	Switch capacity	Slew rate	$\Delta$	PVA	PVC	PPC	PPD	PFA
GG.AU460	PSW.32-40	0.3 A	10 VA	1.97 ft/s (0.6 ms)	90	PVA.200-APM/EPM PVA.300-APM/EPM	PVC.200-APVM/EPVM PVC.300-APVM/EPVM	-	-	PFA.360-SPM PFA.1100-SPM
GG.AU450	PSW.50	0.3 A	10 VA	1.97 ft/s (0.6 ms)	85	PVA.400-APM/EPM	-	-	-	PFA.2100-SPM
GG.AU470	PSW.50-63-MW	0.2 A	6 VA	1.64 ft/s (0.5 ms)	40	-	-	PPC.1000-EPM PPC.2000-EPM	PPD.1000-EPVM PPD.2000-EPVM	-