

PEAW6NA Power Supply Series (6W)

Features:

- Class II Configuration
- Efficiency Level VI
- Optional USB (5V only) or Cable Output
- Short Circuit Protection
- Overload Protection
- No Load Operation



Description:

The PEAW6NA series of AC/DC wall mount switching power supplies provide 6 watts of continuous power. They are Class II devices with fixed AC blades that are optimized for standard North American outlets and can be provided with a USB output connector. All models meet FCC and EN55011 class B emission limits, and comply with UL, IEC, CE, and more.

Model Number	Voltage	Current	Total Power	Output Regulation	Ripple & Noise (P-P)	Efficiency Level
PEAW6NA-10-B1	5VDC	1.2A	6W	±5%	100mV	VI
PEAW6NA-10-USB	5VDC	1.2A	6W	±5%	100mV	VI
PEAW6NA-11-B1	9VDC	0.66A	6W	±5%	180mV	VI
PEAW6NA-12-B1	12VDC	0.5A	6W	±5%	180mV	VI

Notes:

- Ripple & Noise is measured using a 20MHz bandwidth oscilloscope with a 0.1uf ceramic capacitor and 4.7uf electrolytic capacitor in parallel across the output at full load and nominal line voltage.
- PEAW6NA-10-USB has a standard USB A output port. All other models have at 4ft cable terminated with a 5.5 x 2.1mm barrel connect-or. Consult PPI for custom connectors.

Specifications	
Input	
Input Voltage	90-264VAC
Input Frequency	47-63Hz
Input Current	<0.6A, 115VAC—230VAC
Safety Isolation	3.0kVAC Input to Output
Inrush Current	<30A peak @ 115VAC, cold start at 25°C <60A peak @ 230VAC, cold start at 25°C
No Load Power	<100mW
Output	
Total Output	6W
Output Voltage	See table
Hold Up Time	>8.3m sec @ full load and 115VAC/60Hz input
Turn on Time	<3 seconds
Efficiency	DOE level VI Compliant
Minimum Load	No Minimum Load
Switching Frequency	50 kHz typical
Line Regulation	<± 1% of rated output voltage at full load
Protection Features	
Overvoltage Protection	150% Max. of rated voltage. Latching mode. Cycle AC for recovery
Overcurrent Protection	150% Max. of rated current. Auto-restart when fault removed.
Short Circuit Protection	Hiccup Mode. Auto Recovery
Ingress	IP22 Compliant
Environmental	
Operating Temperature	0°C to 60°C (Derate output power linearly from 100% at 40°C to 50% at 60°C)
Storage Temperature	-20°C to +85°C
Operating Humidity	10% - 90% non-condensing
Storage Humidity	5% - 90% non-condensing
Operating Altitude	<5000m
General Specifications	
Dimensions	2.12"(54mm) x 1.61"(41mm) x 0.94"(24mm)
Weight	0.3lbs
MTBF	>100,000 hours per MIL-HDBK-217F at full load and 25°C ambient
AC Input Receptacle	North American Plug
DC output Plug	Barrel Type: 5.5mm x 2.1mm x 9.5mm Center positive (others upon request) Optional USB output for 5V models

Specifications Continued

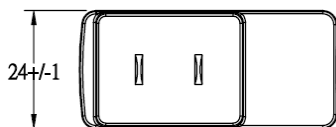
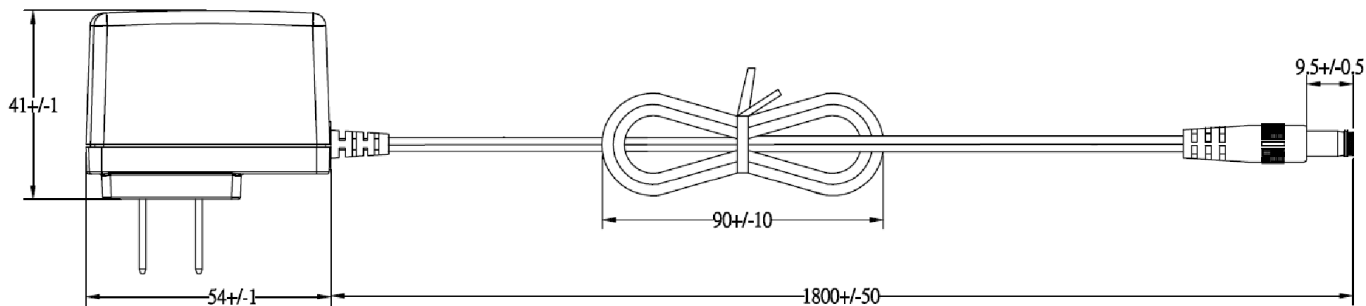
Safety

Approved to USA/Canada	UL60950-1 cUL60950-1 UL/cUL62368-1 (Pending)
Approved to Europe	TUV EN60950-1/A12: 2011 CB Report EN62368-1 (In Process)
*Consult with TT Electronics for information on additional country safety approvals	

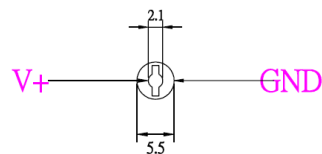
EMC

EMC	FCC Class B Radiated & Conducted CISPR22 Class B Radiated & Conducted EN55022 Class B Radiated & Conducted
Harmonic Currents	IEC 61000-3-2
Voltage Flicker	IEC 61000-3-3
Electrostatic Discharge	IEC 61000-4-2: 8kV Air, 6kV contact
Radiated Immunity	IEC 61000-4-3: 3V/m
EFT/Burst	IEC 61000-4-4: ±1kV
Surge Immunity	IEC 61000-4-5: 2005 1kV diff, 2kV com
Conducted Immunity	IEC 61000-4-6: 3Vrms
Magnetic Field	IEC 61000-4-8: 1A/m
Dips/Interruptions	IEC 61000-4-11: 30% reduction for 500ms, >95% reduction for 10ms.

Diagrams



Output Connector



Thermal Derating Curve

