



N Female Low PIM Connector Solder Attachment for PE-SR402FL, PE-SR402FLJ, RG402, PE-SR402AL

RF Connectors
Technical Data Sheet

PE45821

Configuration

- N Female Connector
- 50 Ohms
- Straight Body Geometry
- Connector Interface Types: PE-SR402FL, PE-SR-402FLJ, RG402, PE-SR402AL
- Low PIM Design

Features

- Max. Operating Frequency 6 GHz
- Silver Plated Brass Contact

Applications

- General Purpose Test
- Custom Cable Assemblies
- Wireless Communications
- Low PIM Applications

Description

Pasternack's PE45821 type N female connector with solder/solder attachment for PE-SR402FL, PE-SR402FLJ, RG402 and PE-SR402AL is part of our full line of RF components available for same-day shipping. Our type N female connector operates up to a maximum frequency of 6 GHz.

Our type N female connector PE45821 datasheet specifications and drawing with dimensions are shown below in this PDF. Pasternack's broad catalog of RF, microwave and millimeter wave connectors allows designers to configure and customize their signal connections however they like. Whether the need is to provide an I/O for a board design, or simply create a custom cable assembly configuration, Pasternack has the right connector for the job. Pasternack can also expertly build your custom cable assemblies for you and ship same-day.

Electrical Specifications

Description	Minimum	Typical	Maximum	Units
Frequency Range	DC		6	GHz
Insertion Loss			0.15	dB
Dielectric Withstanding Voltage (AC)			1,000	Vrms

Performance by Frequency

Description	F1	F2	F3	F4	F5	Units
Frequency Range	DC to 3	3 to 6				GHz
VSWR, Max	1.15:1	1.35:1				

Electrical Specification Notes:
Insertion Loss is measured as $< 0.06 * \text{SQRT}(f(\text{GHz}))(\text{dB})$

Click the following link (or enter part number in "SEARCH" on website) to obtain additional part information including price, inventory and certifications: [N Female Low PIM Connector Solder Attachment for PE-SR402FL, PE-SR402FLJ, RG402, PE-SR402AL PE45821](#)



N Female Low PIM Connector Solder Attachment for PE-SR402FL, PE-SR402FLJ, RG402, PE-SR402AL

RF Connectors
Technical Data Sheet

PE45821

Mechanical Specifications

Size	
Length	1.11 in [28.19 mm]
Width/Dia.	0.63 in [16.00 mm]
Height	0.63 in [16 mm]
Weight	0.054 lbs [24.49 g]

Material Specifications

Description	Material	Plating
Contact	Brass	Silver
Insulation	PTFE	
Outer Conductor	Brass	Silver
Body	Brass	Silver

Environmental Specifications

Temperature	
Operating Range	-65 to +125 deg C

Compliance Certifications (see [product page](#) for current document)

Plotted and Other Data

Notes:

Click the following link (or enter part number in "SEARCH" on website) to obtain additional part information including price, inventory and certifications: [N Female Low PIM Connector Solder Attachment for PE-SR402FL, PE-SR402FLJ, RG402, PE-SR402AL PE45821](#)



N Female Low PIM Connector Solder Attachment for PE-SR402FL, PE-SR402FLJ, RG402, PE-SR402AL

RF Connectors Technical Data Sheet

PE45821

N Female Low PIM Connector Solder Attachment for PE-SR402FL, PE-SR402FLJ, RG402, PE-SR402AL from Pasternack Enterprises has same day shipment for domestic and International orders. Our RF, microwave and millimeter wave products maintain a 99.4% availability and are part of the broadest selection in the industry.

Click the following link (or enter part number in "SEARCH" on website) to obtain additional part information including price, inventory and certifications: [N Female Low PIM Connector Solder Attachment for PE-SR402FL, PE-SR402FLJ, RG402, PE-SR402AL PE45821](https://www.pasternack.com/n-female-pe-sr402fl-pe-sr402flj-rg402-pe-sr402al-connector-pe45821-p.aspx)

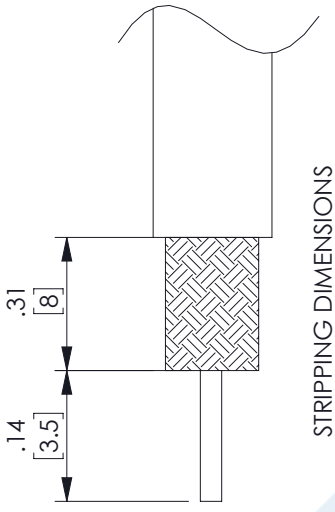
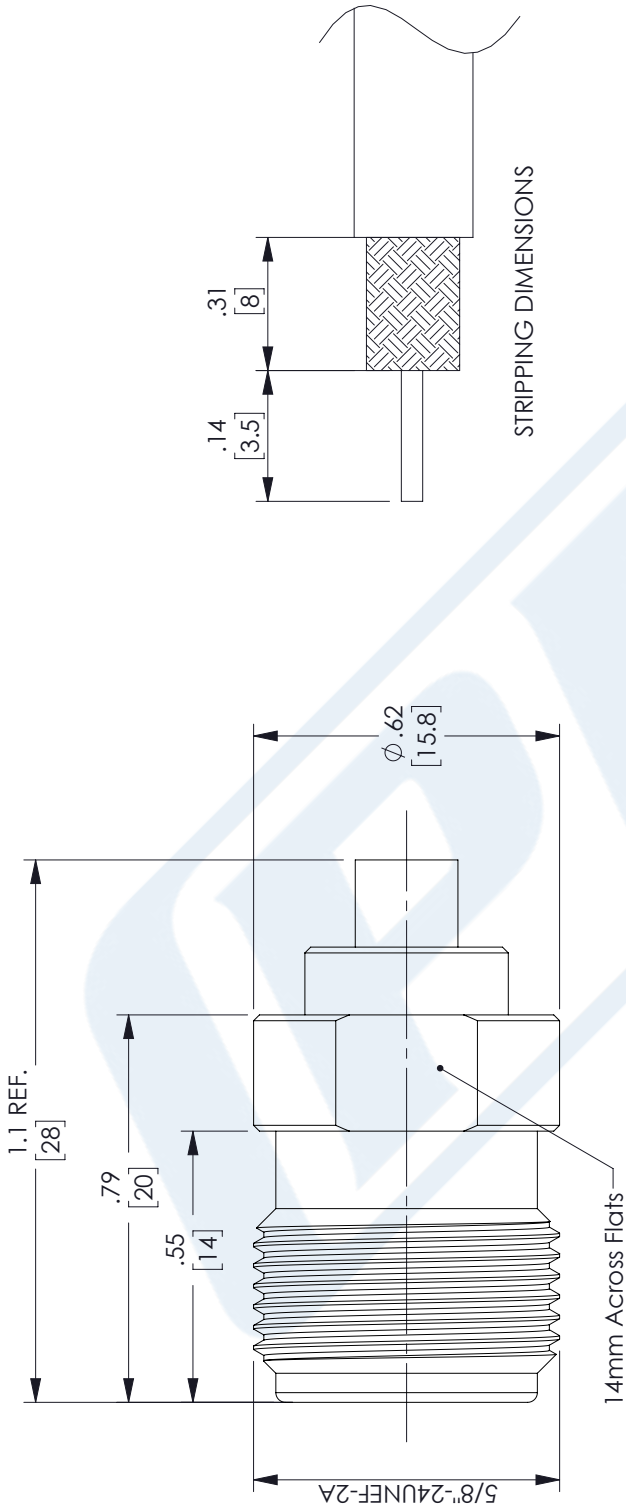
URL: <https://www.pasternack.com/n-female-pe-sr402fl-pe-sr402flj-rg402-pe-sr402al-connector-pe45821-p.aspx>

The information contained in this document is accurate to the best of our knowledge and representative of the part described herein. It may be necessary to make modifications to the part and/or the documentation of the part, in order to implement improvements. Pasternack reserves the right to make such changes as required. Unless otherwise stated, all specifications are nominal. Pasternack does not make any representation or warranty regarding the suitability of the part described herein for any particular purpose, and Pasternack does not assume any liability arising out of the use of any part or documentation.

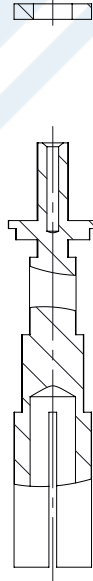
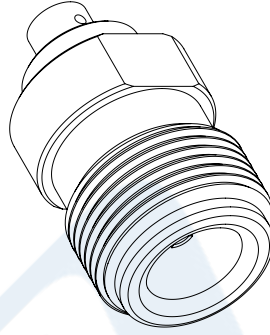
PE45821 CAD Drawing

N Female Low PIM Connector Solder Attachment for PE-SR402FL, PE-SR402FLJ, RG402, PE-SR402AL

REVISIONS		
REV.	DESCRIPTION	DATE
A	INITIAL RELEASE	8/16/2022
		AGANWANI



STRIPPING DIMENSIONS



<p>UNLESS OTHERWISE SPECIFIED LEADING DIMENSIONS ARE INCHES DIMENSIONS IN [] ARE MILLIMETERS</p> <p>TOLERANCES:</p> <table border="0"> <tr> <td>.X = ±.2</td> <td>[5.08]</td> <td>FRACTIONS</td> </tr> <tr> <td>.XX = ±.02</td> <td>[.51]</td> <td>± 1/32</td> </tr> <tr> <td>.XXX = ±.005</td> <td>[.13]</td> <td>ANGLES ± 1°</td> </tr> </table> <p>CABLE LENGTH (L) TOLERANCES:</p> <table border="0"> <tr> <td>L ≤ 12</td> <td>[305]</td> <td>= +1 [25] / -0</td> </tr> <tr> <td>12 [305] < L ≤ 60</td> <td>[1524]</td> <td>= +2 [51] / -0</td> </tr> <tr> <td>60 [1524] < L ≤ 120</td> <td>[3048]</td> <td>= +4 [102] / -0</td> </tr> <tr> <td>120 [3048] < L ≤ 300</td> <td>[7620]</td> <td>= +6 [152] / -0</td> </tr> <tr> <td>300 [7620] < L =</td> <td>+5%L</td> <td>/ -0</td> </tr> </table> <p>ALL DIMENSIONS SHOWN ARE FOR REFERENCE ONLY.</p>	.X = ±.2	[5.08]	FRACTIONS	.XX = ±.02	[.51]	± 1/32	.XXX = ±.005	[.13]	ANGLES ± 1°	L ≤ 12	[305]	= +1 [25] / -0	12 [305] < L ≤ 60	[1524]	= +2 [51] / -0	60 [1524] < L ≤ 120	[3048]	= +4 [102] / -0	120 [3048] < L ≤ 300	[7620]	= +6 [152] / -0	300 [7620] < L =	+5%L	/ -0	<p>PE PASTERNAK an INFINITI[®] brand</p> <p>Pasternack Enterprises, Inc. P. O. Box 16759, Irvine, CA 92623. Phone: 1.949.261.1920 1.866.727.8376 Fax: 1.949.261.7451 Website: www.pasternack.com E-mail: sales@pasternack.com</p>	<p>THIRD-ANGLE PROJECTION</p> <p>THE INFORMATION AND DESIGN IN THIS DOCUMENT IS THE PROPERTY OF PASTERNAK CORPORATION ALL RIGHTS RESERVED.</p> <p>SHEET 1 OF 1</p> <p>SCALE N/A</p>
	.X = ±.2	[5.08]	FRACTIONS																							
.XX = ±.02	[.51]	± 1/32																								
.XXX = ±.005	[.13]	ANGLES ± 1°																								
L ≤ 12	[305]	= +1 [25] / -0																								
12 [305] < L ≤ 60	[1524]	= +2 [51] / -0																								
60 [1524] < L ≤ 120	[3048]	= +4 [102] / -0																								
120 [3048] < L ≤ 300	[7620]	= +6 [152] / -0																								
300 [7620] < L =	+5%L	/ -0																								
<p>SIZE A</p> <p>CAGE CODE 53919</p> <p>DRAWN BY PSRINIVAS</p> <p>ITEM NO. PE45821</p>	<p>REV A</p>																									

THESE COMMODITIES, TECHNOLOGY OR SOFTWARE WERE EXPORTED FROM THE UNITED STATES IN ACCORDANCE WITH THE EXPORT ADMINISTRATION REGULATIONS. DIVERSION CONTRARY TO U.S. LAW PROHIBITED.