



# 180 Degree SMA Hybrid Coupler from 2 GHz to 4 GHz Rated to 50 Watts

## Hybrids Technical Data Sheet

PE2CP1155

### Features

- 180° Phase Shift Between Output Ports
- High power handling of 50 Watts CW
- 2 to 4 GHz Frequency Range
- VSWR 1.3:1 Typical
- High Isolation of 20 dB Minimum
- Low 0.35 dB Insertion Loss Typical
- SMA Female Connectors
- Stable performance over Operating Temperature Range

### Applications

- Test and Measurement
- Commercial Communications
- SATCOM
- Military Communications
- Wireless Communications

### Description

The PE2CP1155 is a high power 180 degree hybrid coupler that operates from 2 to 4 GHz and can handle 20 Watts (CW) with 20 dB isolation minimum and 1.35:1 VSWR maximum. The package interface uses SMA Female connectors.

The PE2CP1155 is part of Pasternack's family of 180 degree hybrid couplers that offer excellent performance featuring high isolation, low insertion loss and VSWR while maintaining great amplitude/phase balance over the entire operating frequency range. They are available in both narrow and broad bandwidths and can be used in a wide variety of applications including signal sampling, phased array radar, and any application that requires even power distribution with a 180 degree difference in phase.

### Electrical Specifications

Description	Minimum	Typical	Maximum	Units
Frequency Range	2		4	GHz
Impedance		50		Ohms
Phase Difference		180		Degrees
Coupling		3		dB
Insertion Loss		0.35	0.5	dB
Isolation	20	22		dB
VSWR		1.3:1	1.35:1	
Amplitude Balance		±0.3	±0.5	dB
Phase Balance		8	10	Degrees
Input Power (CW)			50	Watts
Input Power (Peak)			1	kWatts

Click the following link (or enter part number in "SEARCH" on website) to obtain additional part information including price, inventory and certifications: [180 Degree SMA Hybrid Coupler from 2 GHz to 4 GHz Rated to 50 Watts PE2CP1155](#)



180 Degree SMA Hybrid Coupler from  
2 GHz to 4 GHz Rated to 50 Watts

Hybrids Technical Data Sheet

PE2CP1155

**Mechanical Specifications**

**Size**

Length	1.89 in [48.01 mm]
Width	2.09 in [53.09 mm]
Height	0.51 in [12.95 mm]
Weight	0.2144 lbs [97.25 g]

**Configuration**

RF Connector Type	SMA Female
-------------------	------------

**Environmental Specifications**

**Temperature**

Operating Range	-45 to +85 deg C
Storage Range	-55 to +125 deg C

Humidity

100% RH at 35°C, 95% RH at 40°C

Shock

20G for 11msec half sine wave, 3 axis both directions

Vibration

25gRMS (15 degrees 2KHz) endurance, 1 hour per axis

Altitude

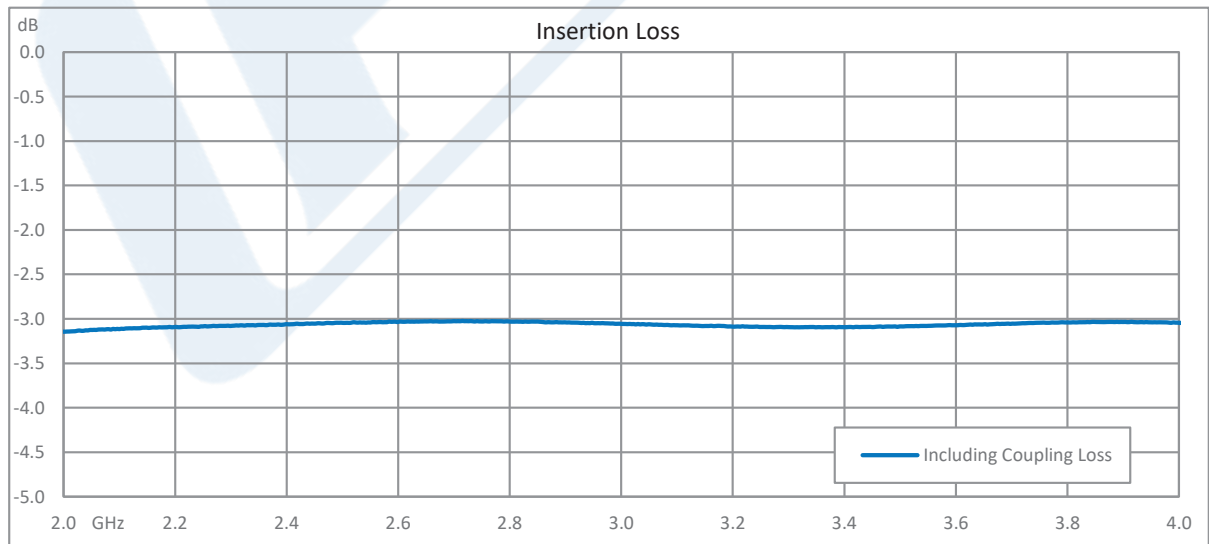
30,000 ft.

**Compliance Certifications** (see [product page](#) for current document)

**Plotted and Other Data**

Notes:

**Typical Performance Data**



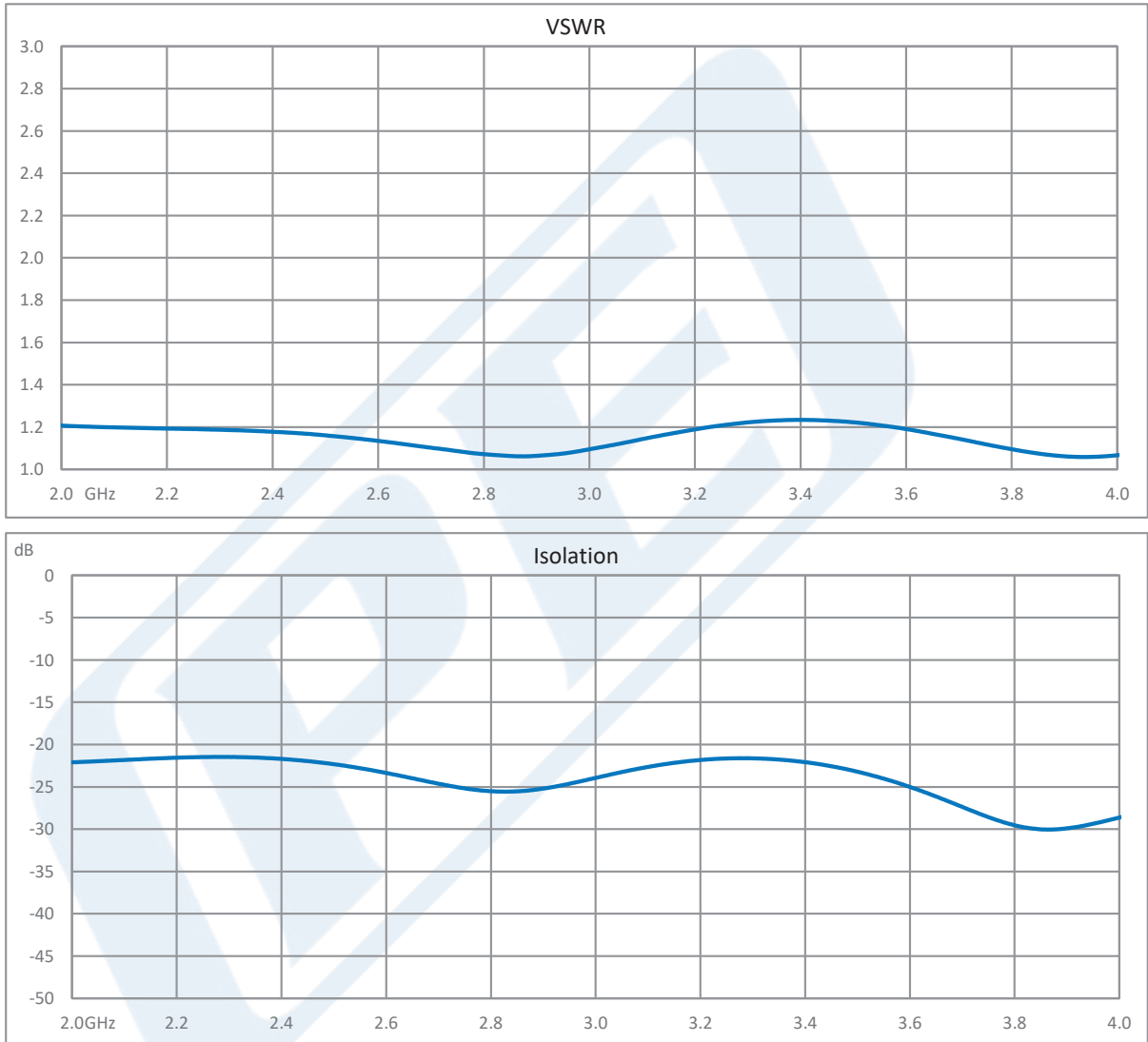
Click the following link (or enter part number in "SEARCH" on website) to obtain additional part information including price, inventory and certifications: [180 Degree SMA Hybrid Coupler from 2 GHz to 4 GHz Rated to 50 Watts PE2CP1155](#)



180 Degree SMA Hybrid Coupler from  
2 GHz to 4 GHz Rated to 50 Watts

Hybrids Technical Data Sheet

PE2CP1155



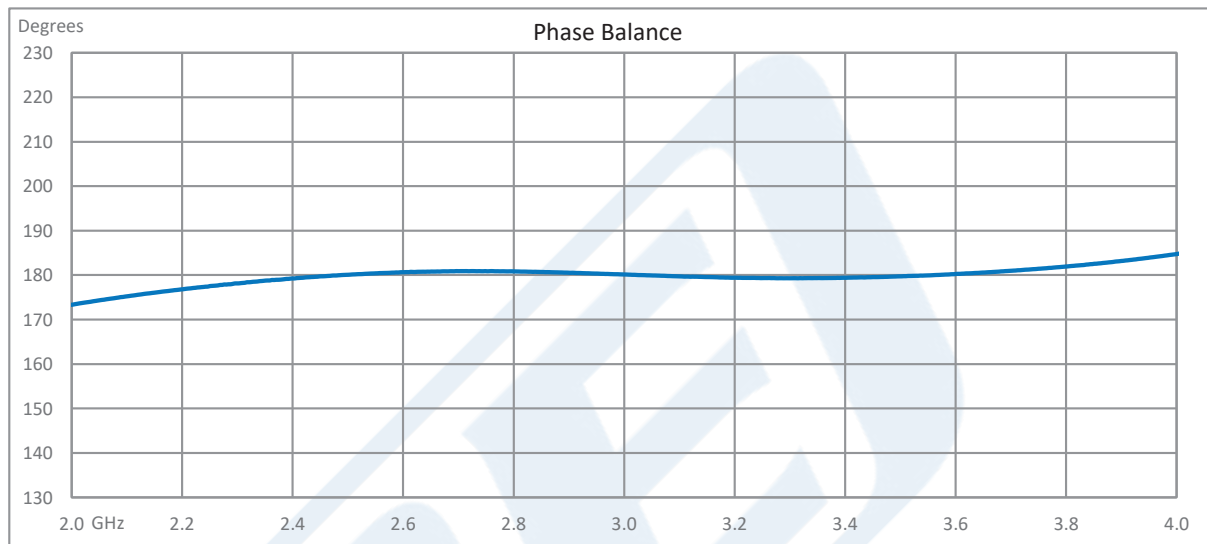
Click the following link (or enter part number in "SEARCH" on website) to obtain additional part information including price, inventory and certifications: [180 Degree SMA Hybrid Coupler from 2 GHz to 4 GHz Rated to 50 Watts PE2CP1155](#)



## 180 Degree SMA Hybrid Coupler from 2 GHz to 4 GHz Rated to 50 Watts

### Hybrids Technical Data Sheet

PE2CP1155



180 Degree SMA Hybrid Coupler from 2 GHz to 4 GHz Rated to 50 Watts from Pasternack Enterprises has same day shipment for domestic and International orders. Our RF, microwave and millimeter wave products maintain a 99.4% availability and are part of the broadest selection in the industry.

Click the following link (or enter part number in "SEARCH" on website) to obtain additional part information including price, inventory and certifications: [180 Degree SMA Hybrid Coupler from 2 GHz to 4 GHz Rated to 50 Watts PE2CP1155](https://www.pasternack.com/sma-coupler-4-ghz-pe2cp1155-p.aspx)

URL: <https://www.pasternack.com/sma-coupler-4-ghz-pe2cp1155-p.aspx>

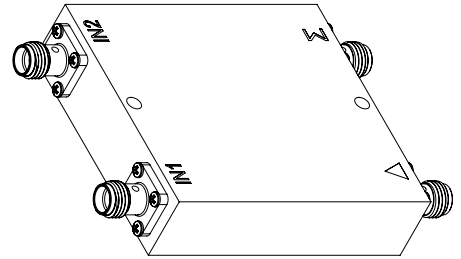
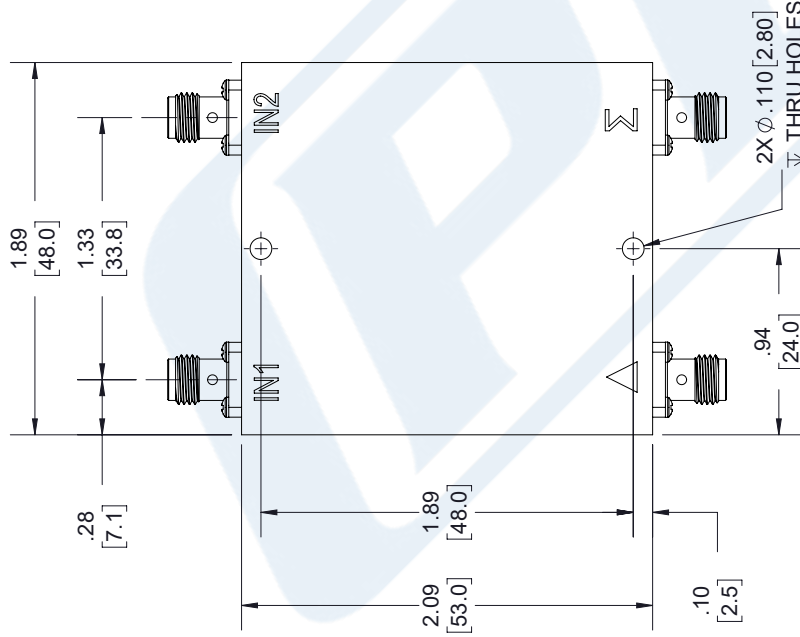
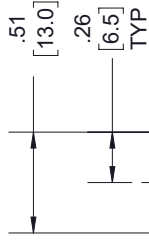
The information contained in this document is accurate to the best of our knowledge and representative of the part described herein. It may be necessary to make modifications to the part and/or the documentation of the part, in order to implement improvements. Pasternack reserves the right to make such changes as required. Unless otherwise stated, all specifications are nominal. Pasternack does not make any representation or warranty regarding the suitability of the part described herein for any particular purpose, and Pasternack does not assume any liability arising out of the use of any part or documentation.

# PE2CP1155 CAD Drawing

180 Degree SMA Hybrid Coupler from 2 GHz to 4 GHz Rated to 50 Watts

REV.	DESCRIPTION	DATE	APPROVED
A	INITIAL RELEASE	2/3/2020	S.PONG

REVISIONS



PASTERNAK  
PE2CP1155  
D/C: YYWW

<p>UNLESS OTHERWISE SPECIFIED LEADING DIMENSIONS ARE INCHES DIMENSIONS IN [ ] ARE MILLIMETERS</p> <p>TOLERANCES:</p> <table border="0"> <tr> <td>.X = ±.2</td> <td>[5.08]</td> <td>FRACTIONS</td> </tr> <tr> <td>.XX = ±.02</td> <td>[.51]</td> <td>± 1/32</td> </tr> <tr> <td>.XXX = ±.005</td> <td>[.13]</td> <td>ANGLES ± 1°</td> </tr> </table> <p>CABLE LENGTH (L) TOLERANCES:</p> <table border="0"> <tr> <td>L ≤ 12</td> <td>[305]</td> <td>= +1 [25] / -0</td> </tr> <tr> <td>12 [305] &lt; L ≤ 60</td> <td>[1524]</td> <td>= +2 [51] / -0</td> </tr> <tr> <td>60 [1524] &lt; L ≤ 120</td> <td>[3048]</td> <td>= +4 [102] / -0</td> </tr> <tr> <td>120 [3048] &lt; L ≤ 300</td> <td>[7620]</td> <td>= +6 [152] / -0</td> </tr> <tr> <td>300 [7620] &lt; L ≤ ∞</td> <td></td> <td>= +5% / -0</td> </tr> </table> <p>ALL DIMENSIONS SHOWN ARE FOR REFERENCE ONLY.</p>	.X = ±.2	[5.08]	FRACTIONS	.XX = ±.02	[.51]	± 1/32	.XXX = ±.005	[.13]	ANGLES ± 1°	L ≤ 12	[305]	= +1 [25] / -0	12 [305] < L ≤ 60	[1524]	= +2 [51] / -0	60 [1524] < L ≤ 120	[3048]	= +4 [102] / -0	120 [3048] < L ≤ 300	[7620]	= +6 [152] / -0	300 [7620] < L ≤ ∞		= +5% / -0	<p><b>PE PASTERNAK</b> an INFINIT brand</p> <p>Pasternack Enterprises, Inc. P. O. Box 16759, Irvine, CA 92623. Phone: 1.949.261.1920   1.866.727.8376 Fax: 1.949.261.7451 Website: www.pasternack.com E-mail: sales@pasternack.com</p>	<p>THIRD-ANGLE PROJECTION</p> <p>THE INFORMATION AND DESIGN IN THIS DOCUMENT IS THE PROPERTY OF PASTERNAK CORPORATION. ALL RIGHTS RESERVED.</p> <p>SHEET 1 OF 1</p> <p>SCALE N/A</p>
	.X = ±.2	[5.08]	FRACTIONS																							
.XX = ±.02	[.51]	± 1/32																								
.XXX = ±.005	[.13]	ANGLES ± 1°																								
L ≤ 12	[305]	= +1 [25] / -0																								
12 [305] < L ≤ 60	[1524]	= +2 [51] / -0																								
60 [1524] < L ≤ 120	[3048]	= +4 [102] / -0																								
120 [3048] < L ≤ 300	[7620]	= +6 [152] / -0																								
300 [7620] < L ≤ ∞		= +5% / -0																								
<p>SIZE A</p> <p>CAGE CODE 53919</p> <p>DRAWN BY K.DANG</p> <p>ITEM NO. PE2CP1155</p>	<p>REV A</p>																									

THESE COMMODITIES, TECHNOLOGY OR SOFTWARE WERE EXPORTED FROM THE UNITED STATES IN ACCORDANCE WITH THE EXPORT ADMINISTRATION REGULATIONS. DIVERSION CONTRARY TO U.S. LAW PROHIBITED.