



Directional 10 dB 2.4mm Coupler From 2 GHz to 52 GHz Rated to 20 Watts

Couplers Technical Data Sheet

PE2CP1134-10

Features

- 2 GHz to 52 GHz
- 20 Watts CW Max Power
- 10 dB Coupling Value
- Directional 2.4mm Coupler
- Meets Standards for Humidity, Shock, Vibration, Altitude

Applications

- Communications Systems
- GSM, LTE, 5G
- Amplifier Systems
- Point-to-Point Radio
- Automotive Radar
- Defense Applications
- Wireless Telecommunications

Description

The PE2CP1134-10 is an 10 dB RF coupler with 50 ohm 2.4mm connectors operating from 2 GHz to 52 GHz with a maximum input power of 20 Watts CW, and peak power handling of 300 watt. The PE2CP1134-10 has a coupling factor of 10 dB, insertion loss of 3 dB maximum and a maximum VSWR of 1.8:1. The coupler operates over a temperature range of -45 to 85° C and meets environmental standard for humidity, shock, vibration, and altitude. Couplers have many Applications and perform several functions within the RF/Microwave industry such as circuit feedback and signal sampling for measurement or monitoring.

Electrical Specifications

Description	Minimum	Typical	Maximum	Units
Frequency Range	2		52	GHz
Impedance		50		Ohms
Coupling	9	10	12	dB
Frequency Sensitivity		±0.7	±1.25	dB
Insertion Loss		2.5	3	dB
Directivity	10	12		dB
Main Line VSWR		1.6:1	1.8:1	
Secondary Line VSWR		1.6:1	1.8:1	
Input Power (CW)			20	Watts
Input Power (Peak)			300	Watts

Mechanical Specifications

Weight	0.0845 lbs [38.33 g]
Housing Material and Plating	Aluminum

Click the following link (or enter part number in "SEARCH" on website) to obtain additional part information including price, inventory and certifications: [Directional 10 dB 2.4mm Coupler From 2 GHz to 52 GHz Rated to 20 Watts PE2CP1134-10](#)

Directional 10 dB 2.4mm Coupler From
2 GHz to 52 GHz Rated to 20 Watts



Couplers Technical Data Sheet

PE2CP1134-10

Configuration

Package Type	Connectorized
Input Connector	2.4mm Female
Output Connector	2.4mm Female
Coupled Connectors	2.4mm Female

Environmental Specifications

Temperature

Operating Range	-45 to +85 deg C
Storage Range	-55 to +125 deg C

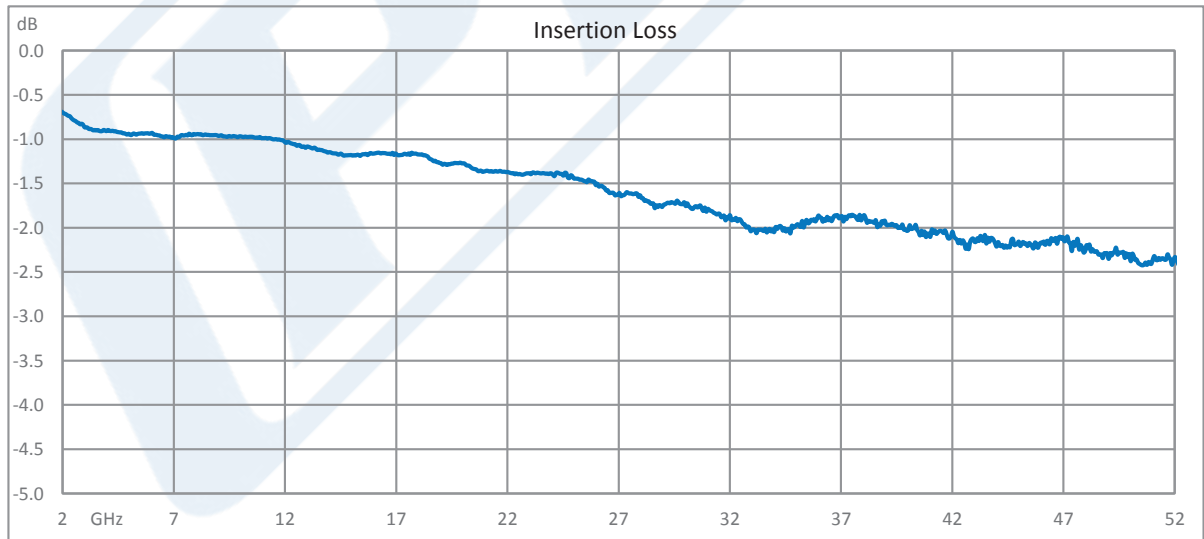
Humidity	100% RH at 35°C, 95% RH at 40°C
Shock	20G for 11msec half sine wave, 3 axis both directions
Vibration	25g RMS (15 degrees 2KHz) endurance, 1 hour per axis
Altitude	30,000 ft. (Epoxy Sealed Controlled environment)

Compliance Certifications (see [product page](#) for current document)

Plotted and Other Data

Notes:

Typical Performance Data



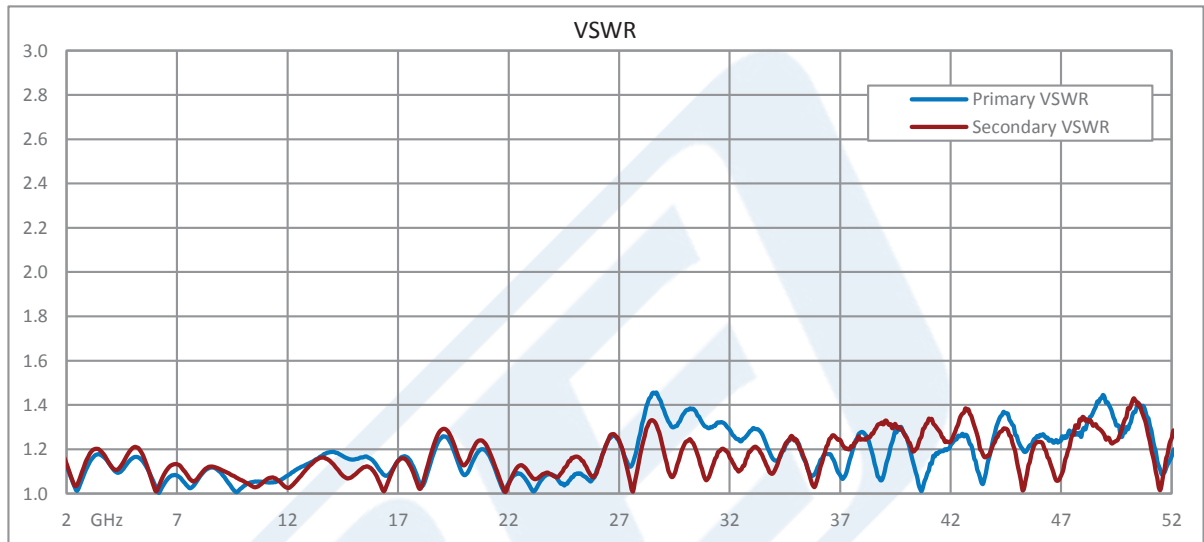
Click the following link (or enter part number in "SEARCH" on website) to obtain additional part information including price, inventory and certifications: [Directional 10 dB 2.4mm Coupler From 2 GHz to 52 GHz Rated to 20 Watts PE2CP1134-10](#)

Directional 10 dB 2.4mm Coupler From
2 GHz to 52 GHz Rated to 20 Watts



Couplers Technical Data Sheet

PE2CP1134-10



Directional 10 dB 2.4mm Coupler From 2 GHz to 52 GHz Rated to 20 Watts from Pasternack Enterprises has same day shipment for domestic and International orders. Our RF, microwave and millimeter wave products maintain a 99.4% availability and are part of the broadest selection in the industry.

Click the following link (or enter part number in "SEARCH" on website) to obtain additional part information including price, inventory and certifications: [Directional 10 dB 2.4mm Coupler From 2 GHz to 52 GHz Rated to 20 Watts PE2CP1134-10](https://www.pasternack.com/directional-10-db-2.4mm-coupler-52-ghz-pe2cp1134-10-p.aspx)

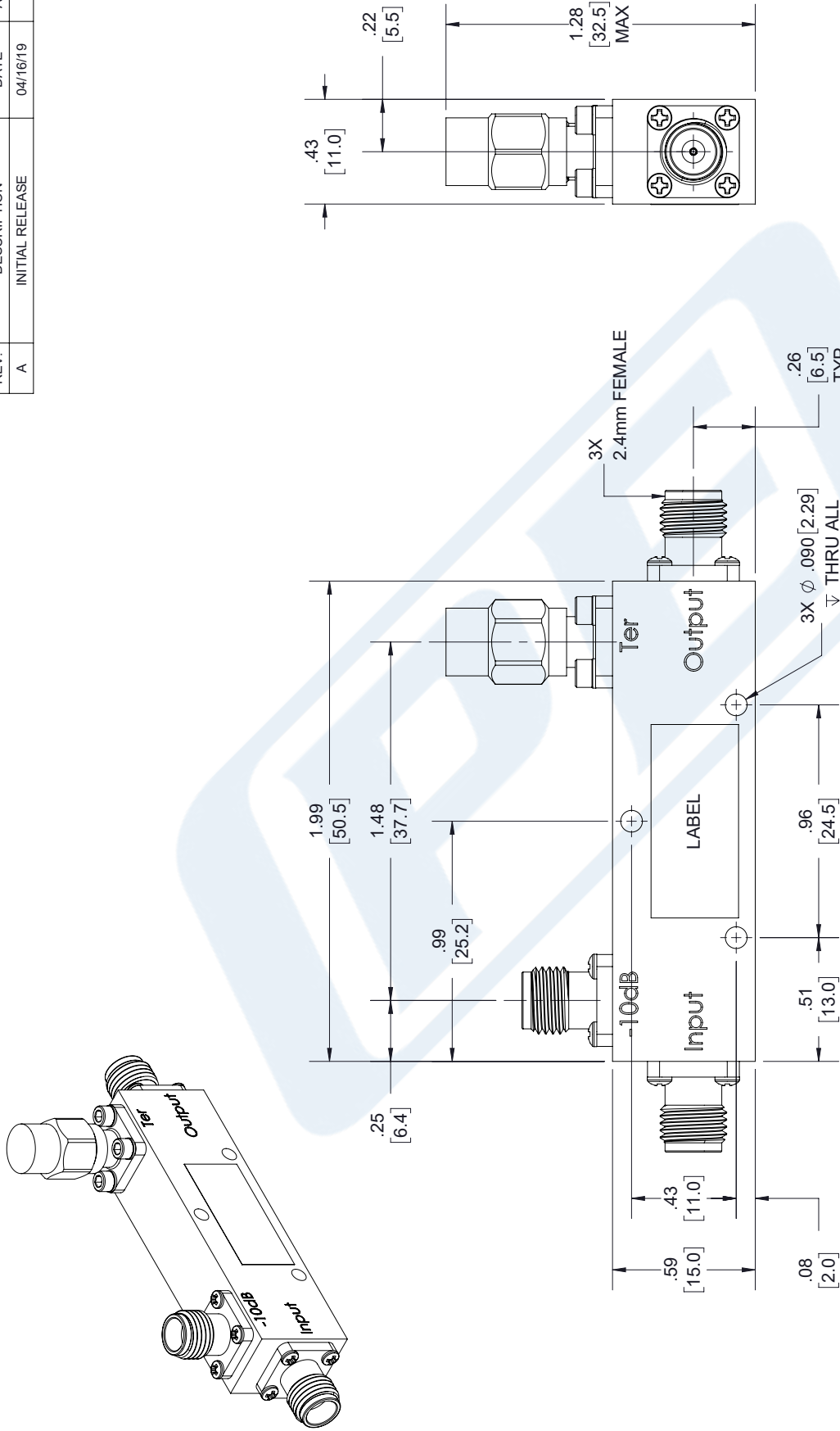
URL: <https://www.pasternack.com/directional-10-db-2.4mm-coupler-52-ghz-pe2cp1134-10-p.aspx>

The information contained in this document is accurate to the best of our knowledge and representative of the part described herein. It may be necessary to make modifications to the part and/or the documentation of the part, in order to implement improvements. Pasternack reserves the right to make such changes as required. Unless otherwise stated, all specifications are nominal. Pasternack does not make any representation or warranty regarding the suitability of the part described herein for any particular purpose, and Pasternack does not assume any liability arising out of the use of any part or documentation.

PE2CP1134-10 CAD Drawing

Directional 10 dB 2.4mm Coupler From 2 GHz to 52 GHz Rated to 20 Watts

REVISIONS			
REV.	DESCRIPTION	DATE	APPROVED
A	INITIAL RELEASE	04/16/19	S. PONG



<p>PASTERNAK an INFINITO brand</p> <p>Pasternack Enterprises, Inc. P.O. Box 16759, Irvine, CA 92623. Phone: 1,949,261,1920 1,866,727,8376 Fax: 1,949,261,7451 www.pasternack.com e-mail: sales@pasternack.com</p>	THE INFORMATION AND DESIGN IN THIS DOCUMENT IS THE PROPERTY OF PASTERNAK CORPORATION. ALL RIGHTS RESERVED.
	SHEET 1 OF 1 SCALE N/A
UNLESS OTHERWISE SPECIFIED LEADING DIMENSIONS ARE INCHES DIMENSIONS IN [] ARE MILLIMETERS TOLERANCES: X±.2 [5.08] FRACTIONS .XX±.01 [.25] ±.132 .XXX±.005 [.13] ANGLES ± 1° ALL DIMENSIONS SHOWN ARE FOR REFERENCE ONLY. THIRD-ANGLE PROJECTION	www.pasternack.com e-mail: sales@pasternack.com SIZE [CAGE] DRAWN BY PART NUMBER REV A 53919 K.DANG PE2CP1134-10 A

PASTERNAK
PE2CP1134-10
D/C: XXXX

THESE COMMODITIES, TECHNOLOGY OR SOFTWARE WERE EXPORTED FROM THE UNITED STATES IN ACCORDANCE WITH THE EXPORT ADMINISTRATION REGULATIONS. DIVERSION CONTRARY TO U.S. LAW PROHIBITED.