



1.5 dB NF GaN Input Protected Low Noise Amplifier, Operating from 1 GHz to 7 GHz with 42 dB Gain, 25 dBm Psat and SMA

TECHNICAL DATA SHEET

PE15A1075

The PE15A1075 is an Input Protected broadband Low Noise Amplifier that operates from 1 GHz to 7 GHz. The module utilizes Gallium Nitride (GaN) and chip-and-wire technology in the manufacturing process that ensures state-of-the-art input power handling performance for overdrive protection. The 50 ohm design has 1.5 dB typical noise figure with RF input power handling capability up to 1 watt. Additional typical performance includes 42 dB small signal gain, 1.4:1 VSWR, output P1dB of +22 dBm, output Psat of +25 dBm, and output IP3 of +33 dBm. Operational temperature range is -45°C to +85°C and the bias voltage requirement is +24Vdc with 200 mA of DC current. The rugged Mil Grade aluminum package has an epoxy sealed cover and supports SMA female connectors. The model is designed to meet a series of environmental conditions including Altitude, Vibration, Humidity, and Shock.

Features

- Input Protected Broadband Low Noise Amplifier
- GaN Semiconductor Technology
- Frequency Range: 1 GHz to 7 GHz
- RF Power Handling 1W
- Noise Figure 1.5 dB
- Small Signal Gain 42 dB
- VSWR 1.4:1
- Output P1dB +22 dBm
- Output Psat +25 dBm
- Output IP3 +33 dBm
- Isolation -70 dB
- DC Voltage +24 Vdc
- DC Current 200 mA
- 50 Ohm Design
- SMA Female Connectors
- Rugged Mil Grade Aluminum Package Design
- -45°C to +85°C Operating Temperature

Applications

- Aerospace & Defense
- Microwave Radio
- Military & Commercial Communication
- VSAT
- SATCOM
- Test & Measurement
- Wireless Infrastructure
- Fiber Optics

Electrical Specifications (TA = +25°C, DC Voltage = +24Vdc, DC Current = 200mA)

Description	Minimum	Typical	Maximum	Units
Frequency Range	1		7	GHz
Small Signal Gain	29	42		dB
Gain Flatness		±3.5	±6	dB
Gain Variance at OTR*		±2		dB
Output at 1 dB Compression Point*		+22		dBm
Saturated Output Power (Psat)		+25		dBm
Output 3rd Intercept Point*		+31		dBm
Noise Figure*		1.5	3.3	dB
Input VSWR*		1.5:1	2.5:1	
Output VSWR*		1.4:1	2:1	
Reverse Isolation*		-65		dB
Input Power (CW)			+30	dBm

Click the following link (or enter part number in "SEARCH" on website) to obtain additional part information including price, inventory and certifications: [1.5 dB NF GaN Input Protected Low Noise Amplifier, Operating from 1 GHz to 7 GHz with 42 dB Gain, 25 dBm Psat and SMA PE15A1075](#)



1.5 dB NF GaN Input Protected Low Noise Amplifier, Operating from 1 GHz to 7 GHz with 42 dB Gain, 25 dBm Psat and SMA

TECHNICAL DATA SHEET **PE15A1075**

Operating DC Voltage	+24	+28	Volts
Operating DC Current	200	300	mA
Operating Temperature Range	-45	+85	°C

*OTR= Base Plate Operating Temperature Range

RF Characteristic

Description	Band 1	Band 2	Band 3	Units
Frequency Range	1 to 2	2 to 7		GHz
Small Signal Gain	42	42		dB
Output at 1 dB Compression Point	20	22		dBm
Output Psat	22	25		dBm
Output 3rd Intercept Point	28	33		dBm
Noise Figure	1.7	1.5		dB

Electrical Procedures

Biasing Up Procedure	
Step 1	Connect Ground Pin
Step 2	Connect Input and Output
Step 3	Connect +24 V biasing

Power OFF Procedure	
Step 1	Turn off +24 V Biasing
Step 2	Remove RF Connection
Step 3	Remove Ground

Absolute Maximum Rating

Parameter	Rating	Units
Operating Voltage	+28	Volts
RF input Power @(50 Ω)	+30	dBm



ESD Sensitive Material,
Transport material in
Approved ESD bags.
Handle only in approved
ESD Workstation.

Click the following link (or enter part number in "SEARCH" on website) to obtain additional part information including price, inventory and certifications: [1.5 dB NF GaN Input Protected Low Noise Amplifier, Operating from 1 GHz to 7 GHz with 42 dB Gain, 25 dBm Psat and SMA PE15A1075](#)



1.5 dB NF GaN Input Protected Low Noise Amplifier, Operating from 1 GHz to 7 GHz with 42 dB Gain, 25 dBm Psat and SMA

TECHNICAL DATA SHEET

PE15A1075

Mechanical Specifications

Size

Length	2.6 in [66.04 mm]
Width	1.18 in [29.97 mm]
Height	0.47 in [11.94 mm]
Weight	0.35 lbs [158.76 g]
Input Connector	SMA Female
Output Connector	SMA Female

Environmental Specifications

Temperature

Operating Range	-45 to +85 deg C
Storage Range	-55 to +125 deg C

Humidity

100% RH at 35°C, 95% RH at 40°C

Shock

20G for 11 ms half sine wave, 3 axis both directions

Vibration

25g RMS (15 degrees 2KHz) endurance, 1 hour per axis

Altitude

30,000 ft. (Epoxy Sealed Controlled Environment)

Compliance Certifications (see [product page](#) for current document)

Plotted and Other Data

Notes:

- Values at +25 °C, sea level

Click the following link (or enter part number in "SEARCH" on website) to obtain additional part information including price, inventory and certifications: [1.5 dB NF GaN Input Protected Low Noise Amplifier, Operating from 1 GHz to 7 GHz with 42 dB Gain, 25 dBm Psat and SMA PE15A1075](#)



1.5 dB NF GaN Input Protected Low Noise Amplifier, Operating from 1 GHz to 7 GHz with 42 dB Gain, 25 dBm Psat and SMA

TECHNICAL DATA SHEET

PE15A1075

Amplifier Power-up Precautions

- 1.) Confirm that proper ESD precautions and controls are always in place before handling any Amplifier module.
- 2.) Confirm adequate thermal management is in place to effectively dissipate heat away from the Amplifier package. The Amplifier operational baseplate temperature must be within the operational temperature range stated in the Amplifier datasheet. Depending on the design and thermal requirements, using a heatsink with cooling fan is always recommended for safe reliable operation. A heat sink without a cooling fan may also be used. Damage caused from overheating will void the warranty.
- 3.) Confirm adequate system grounding is established. The DC power supply and Amplifier must have a common ground in order to operate properly.
- 4.) Power Amplifiers may require additional DC Current when initially powered-up. Depending on the design, the input current draw could range from an additional 10% to 100% above the maximum rated DC current of the Amplifier. This varies based on product part number.
- 5.) Confirm the DC power supply, if limited, is set to allow for additional start-up current that's rated for the Power Amplifier.
- 6.) Confirm the system is designed and calibrated for 50 ohms. Any impedance mismatch may cause performance issues.
- 7.) Perform a CALIBRATION (if required) with the loads before connecting the Amplifier to the Network Analyzer to ensure proper performance.
- 8.) Use a fixed attenuator between the signal source and input port of the Amplifier to optimize the input VSWR match.
- 9.) Confirm the input power level at the input port of the amplifier does not exceed the maximum rated limit for input power (as stated in the Amplifier datasheet).
 P_{in} for Small Signal Gain = P1dB-SSG-10 dB
 P_{in} for P1dB = P1dB-SSG+1 dB
- 10.) Confirm the Network Analyzer is always connected to the Amplifier first before DC power is applied to the Amplifier.
- 11.) As long as the input and output ports of the amplifier are connected to a 50Ohm load and RF signal power is applied, the Amplifier can be powered up with DC voltage.
- 12.) Confirm the Amplifier output load is matched for a 50 Ohm impedance and will not exceed the maximum rated VSWR or Return Loss limit for the Amplifier. Exceeding the maximum rated VSWR or Return Loss limit will result in reflected signal power that could damage the Amplifier and void the warranty.
- 13.) **Power Amplifier connected to an Antenna for signal transmission** - It's strongly recommended to use a high power fixed attenuator pad or an Isolator between the output port of the Amplifier and input port to the antenna. Any reflected signal power due to impedance mismatch will likely damage the Amplifier and void the warranty.
- 14.) The attenuator or isolator used at the output port of the Amplifier must be rated to handle the output power level and operational frequency band of the amplifier.

Click the following link (or enter part number in "SEARCH" on website) to obtain additional part information including price, inventory and certifications: [1.5 dB NF GaN Input Protected Low Noise Amplifier, Operating from 1 GHz to 7 GHz with 42 dB Gain, 25 dBm Psat and SMA PE15A1075](#)



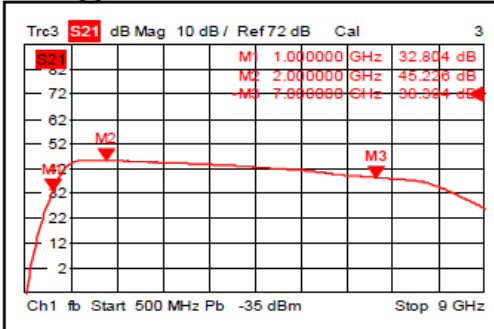
1.5 dB NF GaN Input Protected Low Noise Amplifier, Operating from 1 GHz to 7 GHz with 42 dB Gain, 25 dBm Psat and SMA

TECHNICAL DATA SHEET

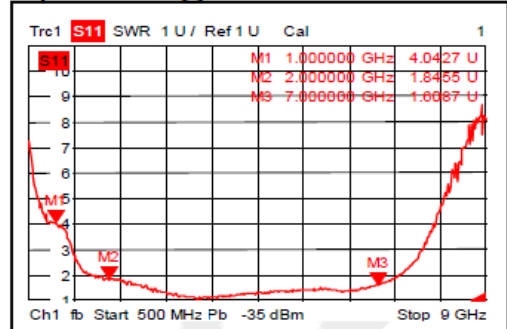
PE15A1075

Typical Performance Data

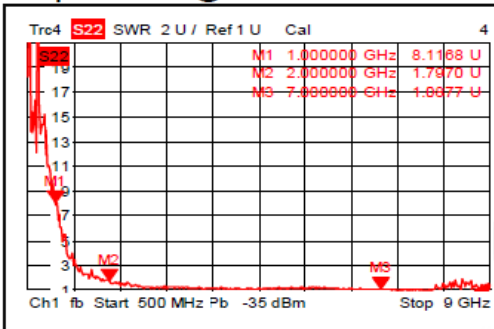
Gain @+25°C



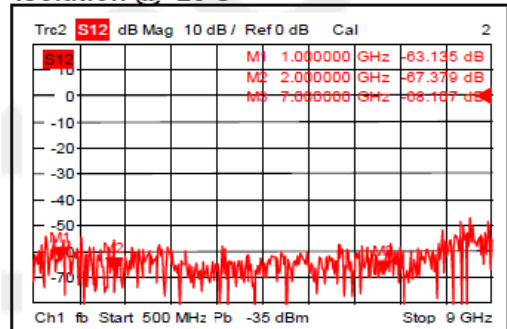
Input VSWR @+25°C



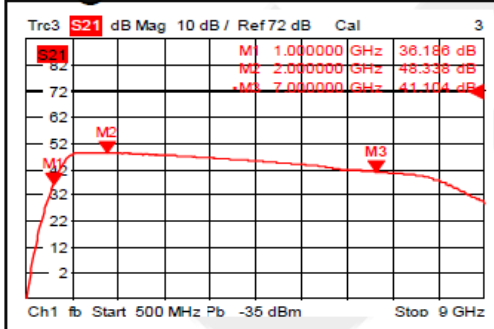
Output VSWR @+25°C



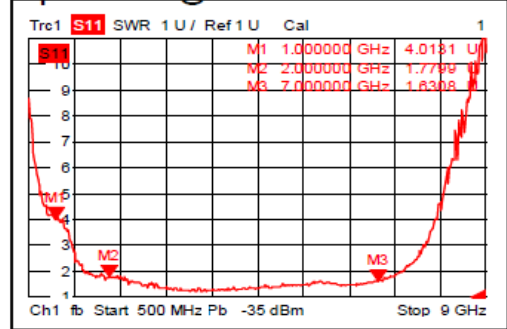
Isolation @+25°C



Gain @-45°C



Input VSWR @-45°C



Click the following link (or enter part number in "SEARCH" on website) to obtain additional part information including price, inventory and certifications: [1.5 dB NF GaN Input Protected Low Noise Amplifier, Operating from 1 GHz to 7 GHz with 42 dB Gain, 25 dBm Psat and SMA PE15A1075](#)

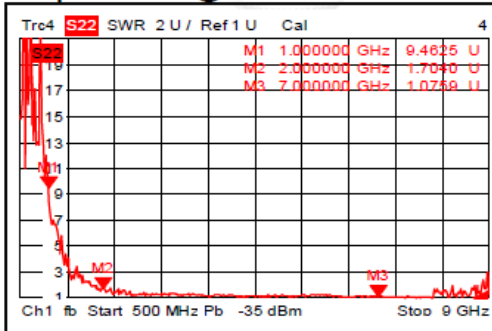


1.5 dB NF GaN Input Protected Low Noise Amplifier, Operating from 1 GHz to 7 GHz with 42 dB Gain, 25 dBm Psat and SMA

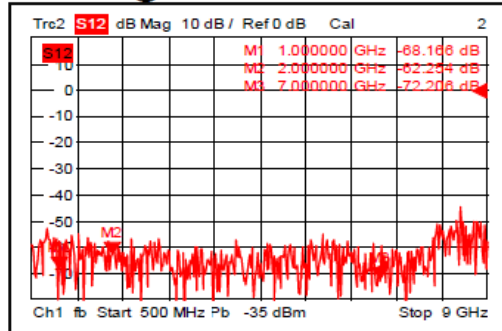
TECHNICAL DATA SHEET

PE15A1075

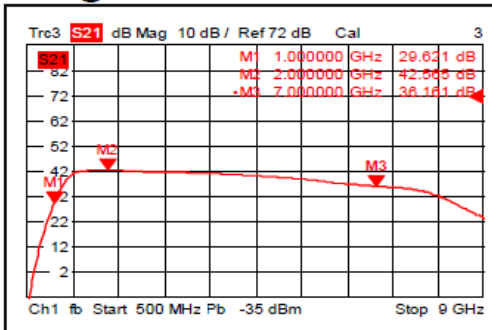
Output VSWR @-45°C



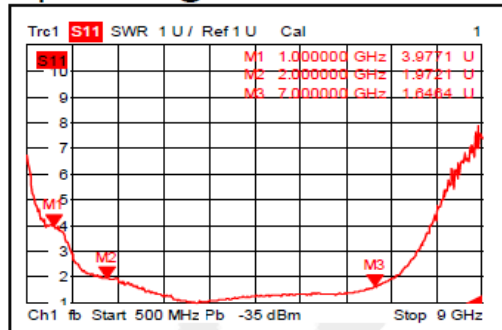
Isolation @-45°C



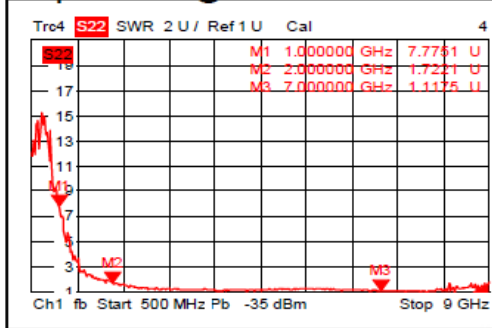
Gain @+85°C



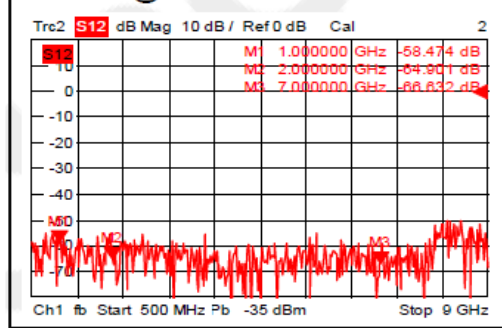
Input VSWR @+85°C



Output VSWR @+85°C



Isolation @+85°C



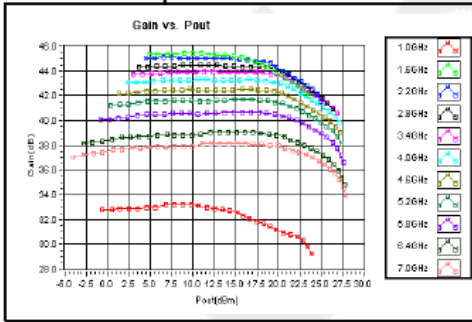
Click the following link (or enter part number in "SEARCH" on website) to obtain additional part information including price, inventory and certifications: [1.5 dB NF GaN Input Protected Low Noise Amplifier, Operating from 1 GHz to 7 GHz with 42 dB Gain, 25 dBm Psat and SMA PE15A1075](#)



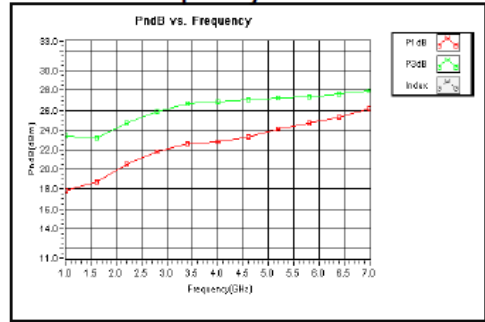
1.5 dB NF GaN Input Protected Low Noise Amplifier, Operating from 1 GHz to 7 GHz with 42 dB Gain, 25 dBm Psat and SMA

TECHNICAL DATA SHEET **PE15A1075**

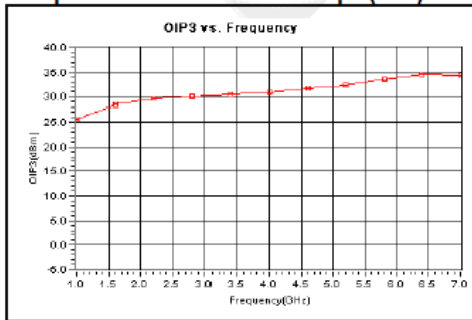
Gain vs. Output Power



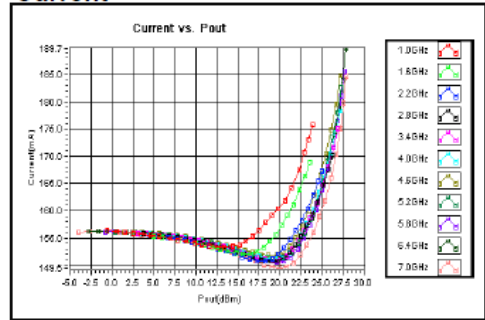
P1dB vs. Frequency



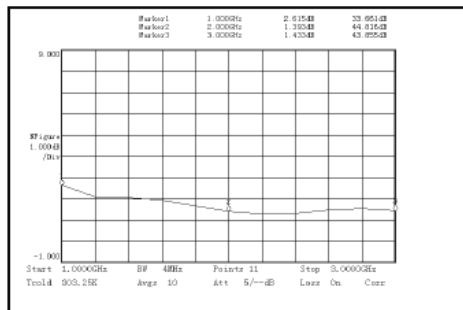
Output Third Order Intercept (IP3)



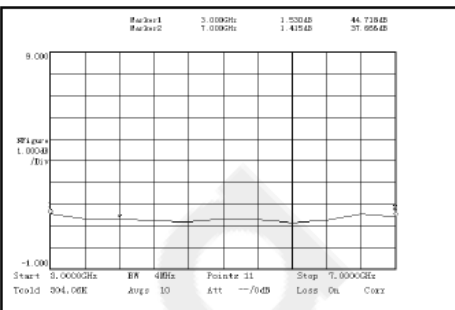
Current



Noise Figure(1-3GHz)



Noise Figure(3-7GHz)



Click the following link (or enter part number in "SEARCH" on website) to obtain additional part information including price, inventory and certifications: [1.5 dB NF GaN Input Protected Low Noise Amplifier, Operating from 1 GHz to 7 GHz with 42 dB Gain, 25 dBm Psat and SMA PE15A1075](#)

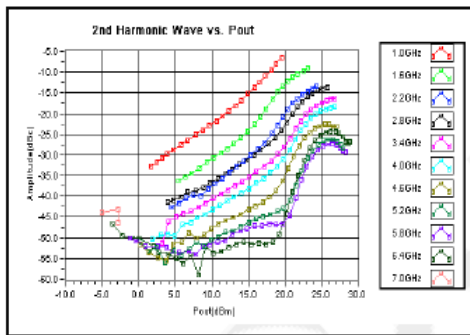


1.5 dB NF GaN Input Protected Low Noise Amplifier, Operating from 1 GHz to 7 GHz with 42 dB Gain, 25 dBm Psat and SMA

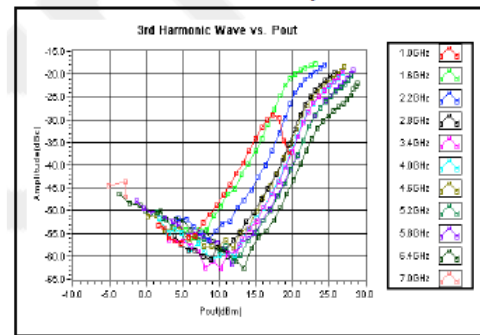
TECHNICAL DATA SHEET

PE15A1075

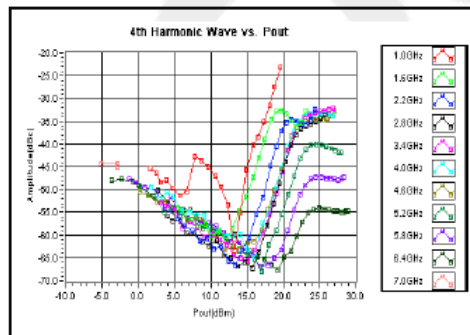
2nd Harmonic Wave Output Power



3rd Harmonic Wave Output Power



4th Harmonic Wave Output Power



Click the following link (or enter part number in "SEARCH" on website) to obtain additional part information including price, inventory and certifications: [1.5 dB NF GaN Input Protected Low Noise Amplifier, Operating from 1 GHz to 7 GHz with 42 dB Gain, 25 dBm Psat and SMA PE15A1075](#)



1.5 dB NF GaN Input Protected Low Noise Amplifier, Operating from 1 GHz to 7 GHz with 42 dB Gain, 25 dBm Psat and SMA

TECHNICAL DATA SHEET

PE15A1075

1.5 dB NF GaN Input Protected Low Noise Amplifier, Operating from 1 GHz to 7 GHz with 42 dB Gain, 25 dBm Psat and SMA from Pasternack Enterprises has same day shipment for domestic and International orders. Our RF, microwave and millimeter wave products maintain a 99.4% availability and are part of the broadest selection in the industry.

Click the following link (or enter part number in "SEARCH" on website) to obtain additional part information including price, inventory and certifications: [1.5 dB NF GaN Input Protected Low Noise Amplifier, Operating from 1 GHz to 7 GHz with 42 dB Gain, 25 dBm Psat and SMA PE15A1075](https://www.pasternack.com/42-db-gain-1.5-db-7-ghz-low-noise-amplifier-sma-pe15a1075-p.aspx)

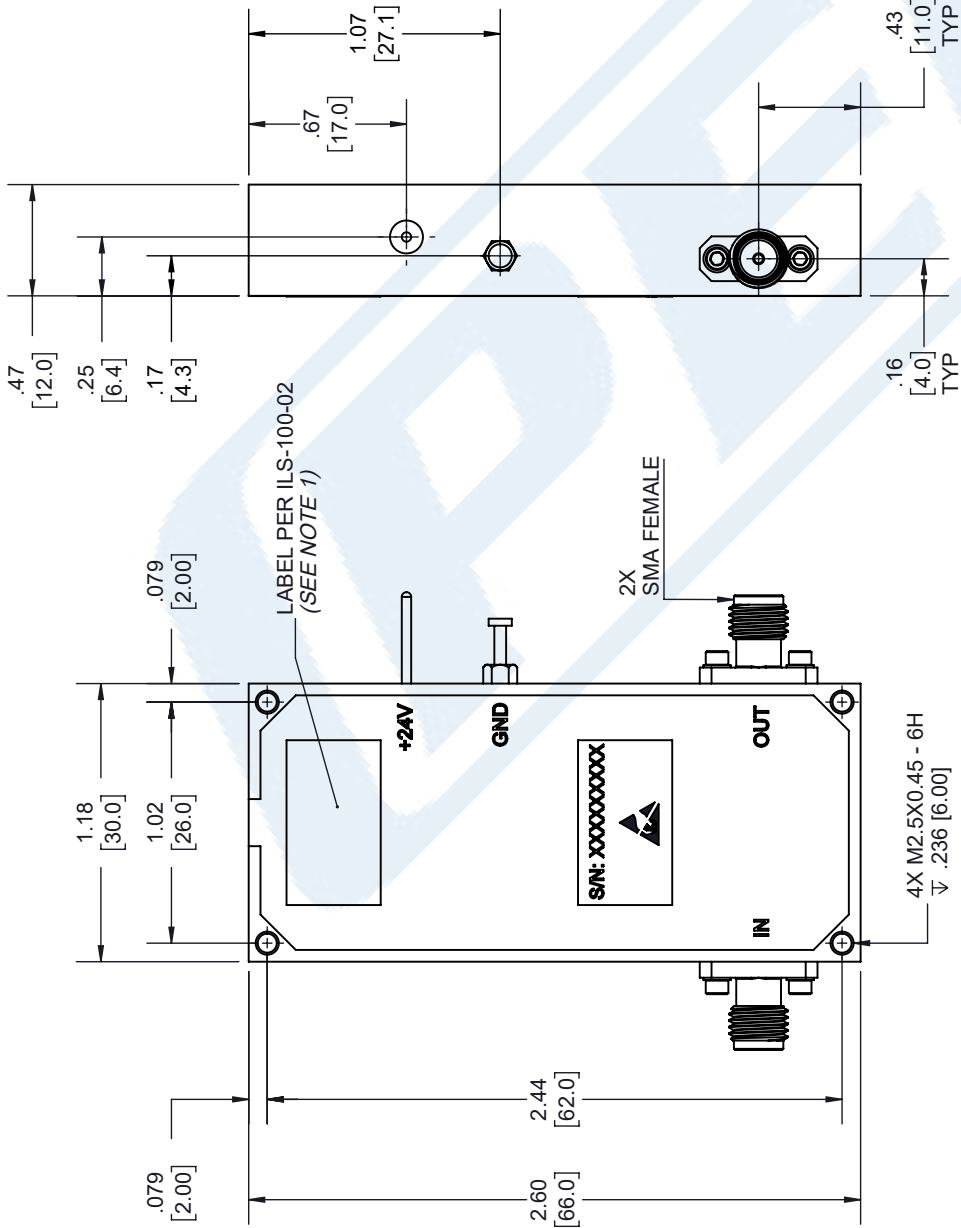
URL: <https://www.pasternack.com/42-db-gain-1.5-db-7-ghz-low-noise-amplifier-sma-pe15a1075-p.aspx>

The information contained in this document is accurate to the best of our knowledge and representative of the part described herein. It may be necessary to make modifications to the part and/or the documentation of the part, in order to implement improvements. Pasternack reserves the right to make such changes as required. Unless otherwise stated, all specifications are nominal. Pasternack does not make any representation or warranty regarding the suitability of the part described herein for any particular purpose, and Pasternack does not assume any liability arising out of the use of any part or documentation.

PE15A1075 CAD Drawing

1.5 dB NF GaN Input Protected Low Noise Amplifier, Operating from 1 GHz to 7 GHz with 42 dB Gain, 25 dBm Psat and SMA

REVISIONS			
REV.	DESCRIPTION	DATE	APPROVED
A	INITIAL RELEASE	8/17/2020	T.GALLA



LABEL PER ILS-100-02
(SEE NOTE 1)

NOTES:
1. LABEL PER ILS-100-02. FOR INTERNAL REFERENCE ONLY.
LABEL LOCATION FOR REFERENCE ONLY.

UNLESS OTHERWISE SPECIFIED
LEADING DIMENSIONS ARE INCHES
DIMENSIONS IN [] ARE MILLIMETERS

TOLERANCES:
 .X = ±.2 [5.08] FRACTIONS ± 1/32
 .XX = ±.02 [.51] ANGLES ± 1°
 .XXX = ±.005 [.13] CABLE LENGTH (L), TOLERANCES:
 L ≤ 12 [305] = +1 [25] / -0
 12 [305] < L ≤ 60 [1524] = +2 [51] / -0
 60 [1524] < L ≤ 120 [3048] = +4 [102] / -0
 120 [3048] < L ≤ 300 [7620] = +6 [152] / -0
 300 [7620] < L = +5% / -0

ALL DIMENSIONS SHOWN
ARE FOR REFERENCE ONLY.

THIRD-ANGLE PROJECTION

THE INFORMATION AND
DESIGN IN THIS DOCUMENT
IS THE PROPERTY OF
PASTERNAK CORPORATION
ALL RIGHTS RESERVED.

SHEET 1 OF 1

SCALE N/A

Pasternack Enterprises, Inc.
 P. O. Box 16759, Irvine, CA 92623.
 Phone: 1.949.261.1920 | 1.866.727.8376
 Fax: 1.949.261.7451
 Website: www.pasternack.com
 E-mail: sales@pasternack.com

SIZE	CAGE CODE	DRAWN BY	ITEM NO.
A	53919	K.DANG	PE15A1075
REV			A