



har-flexicon 2,54 female connector



General information

Design	female connector
No. of contacts	2-12 pole
Contact pitch	2,54 mm
Test voltage	2,5 kV
Rated voltage	160 V overvoltage category III / pollution degree 2
Contact resistance	max. 20mOhm
Insulation resistance	min. 10 ⁹ Ohm
Working current	7,3 A at 70°C (tested with AWG20, see derating diagram)
Temperature range	-40°C ... +125°C
Termination technology	Push-In spring cage
Reflow processing temperature	20s at 255°C
Clearance & creepage distance	Clearance: 1,5 mm Creepage: 1,6 mm
Insertion force	max. 5 N per contact
Withdrawal force	min. 1 N per contact
Mating cycles	10 cycles
Hot plugging	No
vibration	5-150Hz, 0,35mm, 5g, 2h each axis
RoHS - compliant	Yes
UL file	E 102079

Insulator material

Material	LCP (liquid crystalline polymer, glass fiber reinforcement 30%)
Color	black, white
UL classification	UL 94-V0
Material group acc. IEC 60664-1	IIIa (175 < CTI < 400)
NFF classification	-

Contact material

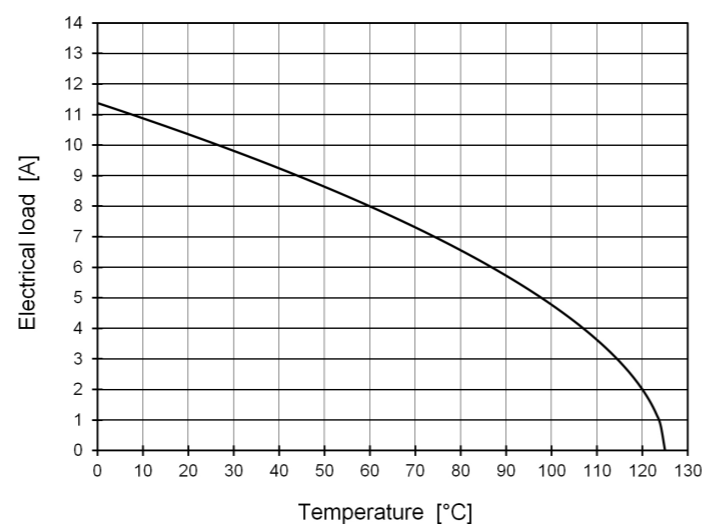
Contact material	Copper alloy
Plating termination zone	Sn
Plating contact zone	Sn

Derating diagram acc. to IEC 60512-5-2 (Current carrying capacity)

The current carrying capacity is limited by maximum temperature of materials for inserts and contacts including terminals.

The current capacity curve is valid for continuous, non interrupted current loaded contacts of connectors when simultaneous power on all contacts is given, without exceeding the maximum temperature.

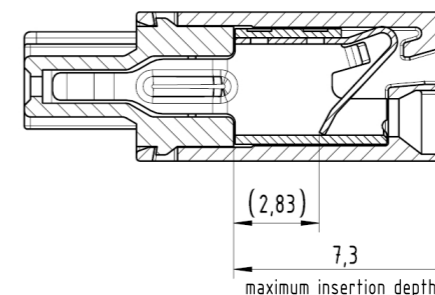
Control and test procedures according to DIN IEC 60512-5-2



tested with AWG20

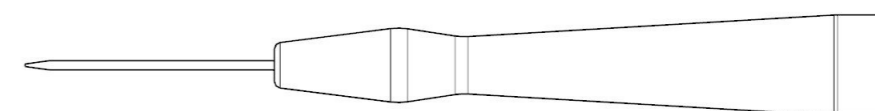
Connection data

Conductor cross section solid min./max.	0,14mm ² / 0,5mm ²
Conductor cross section stranded min./max.	0,2mm ² / 0,5mm ²
Conductor cross section stranded, with ferrule, min./max.	0,25mm ² / 0,34mm ²
Max. conductor size: solid/stranded (with a reduction of the voltage to 32V at III/2)	0,75mm ²
Max. insulation diameter	2,1 mm
Minimum AWG	26
Maximum AWG	20
Stripping length	6 mm
Reconnection	10 times (only with same or larger cross section)
Maximum cable insertion depth	7,3 max.



Recommended tools

part number	14990000001
-------------	-------------



Packaging

Packaging		MOQ	Index	
No. of poles (XX)	Quantity		black	white*
2 - 4	100	1	000	160
5 - 7	75	1	000	160
8 - 10	50	1	000	160
11 - 12	25	1	000	160

part-number	1431XX13101XXX
-------------	----------------

* only versions with 2 and 3 poles available

	All rights reserved	Created by ZHUANGJ	Inspected by LUOK	Standardisation HOFFMANN	Date 2019-10-09	State Final Release
	Department EL PD	Title har-flexicon 2,54 female connector		Doc-Key / ECM-Nr. 100550636/UGD/001/F 500000158826		
HARTING Electronics GmbH D-32339 Espelkamp		Type DS	Number 14312102001		Rev. F	Page 1/1