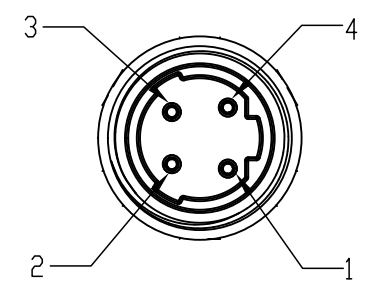
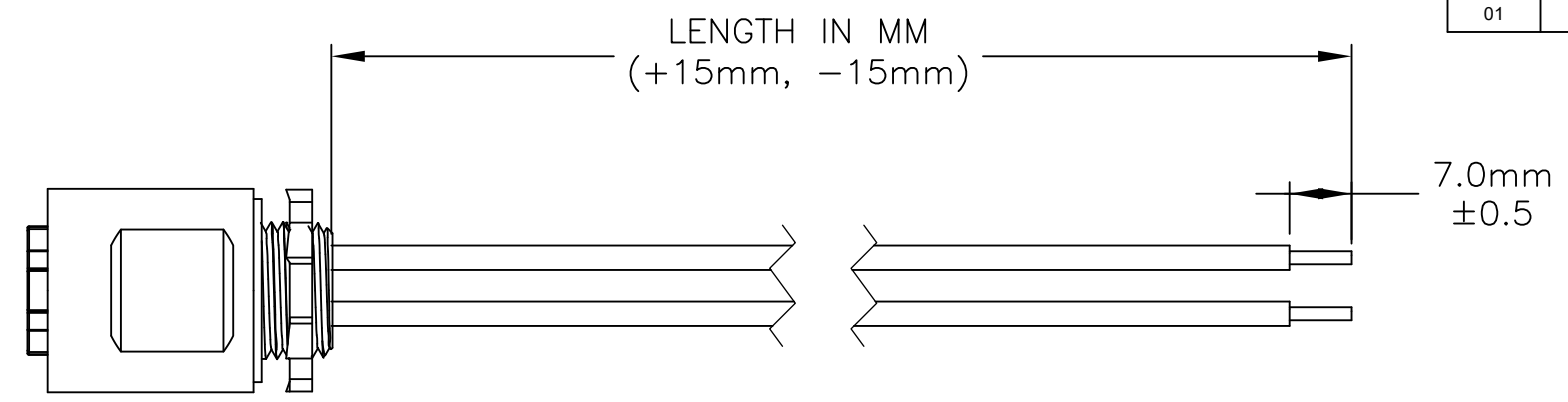
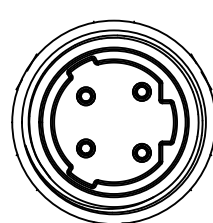


REVISIONS					
REV	ECO	DESCRIPTION	DATE	BY	APPR
01	-	TECHNICAL DATA SHEET RELEASE	27APR17	TZ	TZ



- 1 — BLACK #1
- 2 — BLACK #2
- 3 — BLACK #3
- 4 — GREEN YELLOW

TECHNICAL DATA:

1) MATERIALS:

COUPLING NUT: MACHINED STEEL, NICKEL PLATED
 INSULATION INSERT: THERMOPLASTIC, UL 94/V-0
 CONTACT: GOLD FLASH PLATING OVER COPPER ALLOY
 OVERMOLD MATERIAL: THERMOPLASTIC COLOR: BLACK
 CONDUCTOR RATING: UL 1015
 CONDUCTOR INSULATION: PVC
 NUMBER OF CONDUCTORS: (4) 12AWG

2) ELECTRICAL DATA:

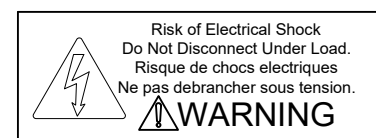
CURRENT (MAX): 25A (2237) 29A (2238)
 VOLTAGE (MAX): 600V AC/DC
 INSULATION RESISTANCE (MIN): 5000M OHMS
 DIELECTRIC TEST VOLTAGE: 2200V

3) MECHANICAL DATA:

TEMPERATURE RANGE: -40°C TO 90°C
 PROTECTION: IP67 (MATED CONDITION)
 MATING CYCLES: >500
 VIBRATION RESISTANCE PER MIL-STD-202 METHOD 204
 THERMAL SHOCK PER MIL-STD-202 METHOD 207
 48 HOUR SALT SPRAY PER MIL-STD-202 METHOD 101

4) RoHS COMPLIANT

5) UL 2237 LISTED ASSEMBLY
 UL FILE NUMBERS: E339703, 224856



QUANTITY	PART NUMBER	DESCRIPTION	ITEM
MATERIALS LIST			
UNLESS OTHERWISE SPECIFIED		SIGNATURES DATE	
1) All dimensions are in metric(mm).		DRAWN: TZ 27APR17	
2) Tolerances are as follows:		CHECKED: TZ 27APR17	
1 PL DEC ±0.30		ENGINEER: TZ	
2 PL DEC ±0.15		APPROVAL: TZ 27APR17	
3 PL DEC ±0.08		CUSTOMER:	
3) Note reference =		THIS DRAWING IS SUPPLIED FOR INFORMATION ONLY. DESIGN FEATURES, SPECIFICATIONS AND PERFORMANCE DATA SHOWN HEREON ARE THE PROPERTY OF THE AMPHENOL CORPORATION. NO RIGHTS OF REPRODUCTION ARE IMPLIED. ALL DIMENSIONS ARE SUBJECT TO NORMAL MANUFACTURING VARIATIONS.	
MATERIAL SPECIFICATIONS:		SIZE	REVISION
PROCESS SPECIFICATIONS:		TYPE	DWG NO:
NEXT ASSY:		SCALE: NONE	C-P31443
		SHEET 1	OF 1

TITLE: RECEPTACLE ASSEMBLY
 DWG No: C-P31443-M()
 REV: 01
 SH: 1
 OF: 1