


SMT Gate Drive Transformers

>1500VDC Basic and Functional Insulation



- Ⓢ >1500V_{DC} isolation (380V_{rms} continuous)
- Ⓢ Basic insulation (1.4mm creepage/clearance) and functional available
- Ⓢ Operating frequency: 50kHz and up

Electrical Specifications @ 25°C - Operating Temperature -40°C to +130°C⁵

Part Number ^{3,4}	Turns Ratio	Pri-Sec Isolation	MAX ¹ V*μsec	Primary Inductance (μH MIN)	Leakage ² Inductance (μH MAX)	DCR Primary (Ω MAX)	DCR Secondary (Ω MAX)	Package Size (L x W x H) (mm MAX)
Functional Insulation								
PE-68386NL	1:1	1500 Vdc	9.7	785	0.46	0.60	0.60	8.6 x 6.7 x 2.5
P0926NL	1:1:1	1500 Vdc	23.8	300	0.50	2.00	2.00	8.0 x 6.6 x 5.3
✓ P0544NL	1:1:1	1500 Vdc	45.1	3300	0.80	1.25	1.25	9.0 x 8.6 x 7.6
✓ PA0264NL	1:1:1	1000 Vrms	12.7	1140	0.65	0.75	0.75	8.6 x 6.7 x 3.6
PA1323NL	1:1	1500 Vrms	21.7	600	2.0	1.25	1.25	9.5 x 7.1 x 5.3
Basic Insulation (1.4mm creepage and clearance between Primary and Secondary)								
PA0173NL	1:1:1	1500 Vrms	17.2	980	0.75	0.62	0.88	11.8 x 8.8 x 4.0
PA0185NL	1:1	1500 Vrms	17.2	980	0.75	0.88	0.62	11.8 x 8.8 x 4.0
PA0184NL	1:1	1500 Vrms	27.2	1200	0.50	0.91	0.91	9.0 x 8.6 x 7.6
PA0297NL	2:1:1	1500 Vrms	27.2	1200	0.60	0.91	0.46	9.0 x 8.6 x 7.6
PA2777NL	1:1	1500 Vrms	9.3	335.2	0.36	0.70	0.70	7.1 x 6.1 x 5.5
PA0510NL	2.5:1:1	1500 Vrms	27.2	1200	0.68	0.91	0.380	9.0 x 8.6 x 7.6
PA3493NL	1.25:1	1650 Vrms	23	656	1.3	1.03	0.85	10.9 x 9.7 x 2.7

Notes:

- The Maximum volt-μsec rating limits the peak flux density to 2200 Gauss when used in a unipolar drive application. For bi-polar drive applications, a maximum volt-sec of two times this rating is acceptable (ie: 2* (volt*μsec rating) = (voltage applied to the primary) * dutycycle / Frequency = V * alpha / Freq_Hz = V * μsec
- Leakage inductance is measured at primary terminals with all secondaries shorted.
- Optional Tape & Reel packaging can be ordered by adding a "T" suffix to the part number (i.e. P0544NL becomes P0544NLT). Pulse complies to industry standard tape and reel specification EIA481.
- The "NL" suffix indicates an RoHS-compliant part number.
- The temperature of the component (ambient plus temperature rise) must be within the stated operating temperature range.
- Continuous isolation voltage confirmed by 125°C/1000hrs accelerated aging with the bias voltage applied between primary and secondary windings.

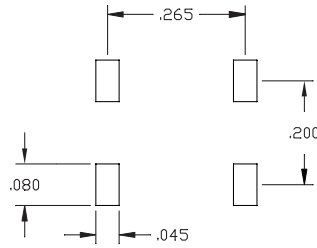
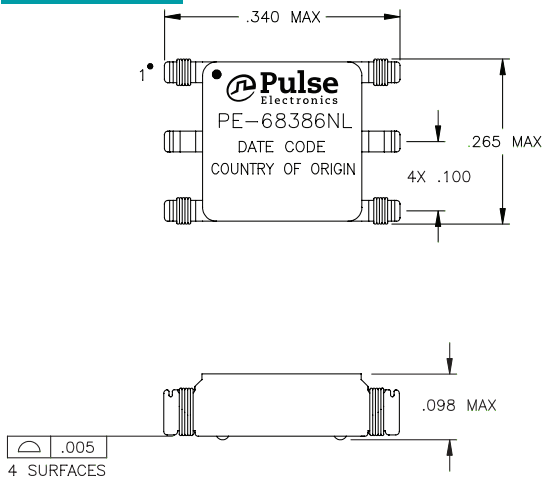
SMT Gate Drive Transformers

>1500VDC Basic and Functional Insulation

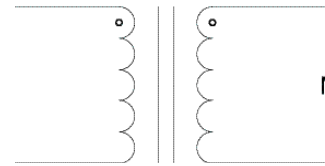
Mechanicals

Schematics

PE-68386NL



SUGGESTED PAD LAYOUT

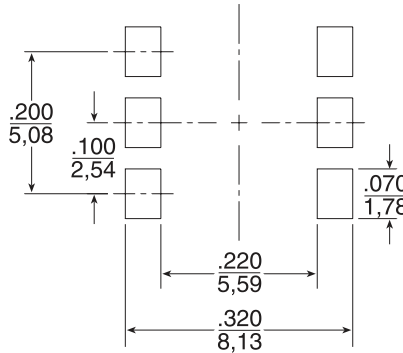
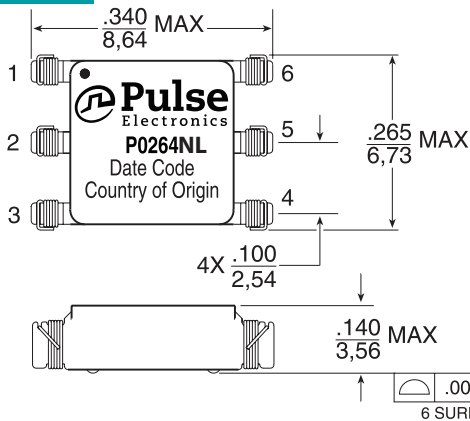


Weight0.28grams
Tape & Reel1500/reel
Tube60/tube
Dimensions: $\frac{\text{Inches}}{\text{mm}}$
Unless otherwise specified,
all tolerances are: $\pm \frac{.010}{.25}$

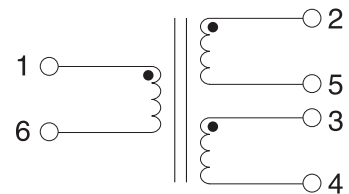
Mechanicals

Schematics

PA0264NL



SUGGESTED PAD LAYOUT

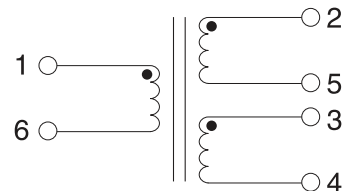
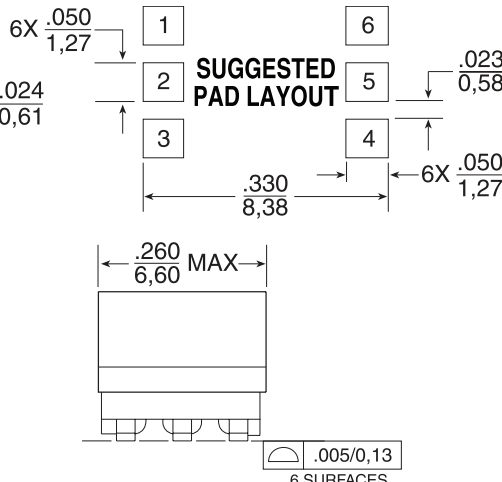
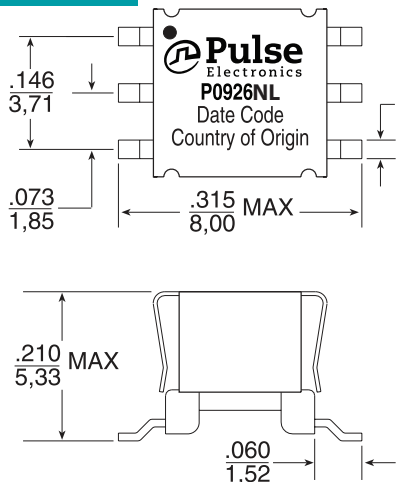


Weight0.28grams
Tape & Reel1500/reel
Tube60/tube
Dimensions: $\frac{\text{Inches}}{\text{mm}}$
Unless otherwise specified,
all tolerances are: $\pm \frac{.010}{.25}$

Mechanicals

Schematics

P0926NL



Weight0.48grams
Tape & Reel1000/reel
Tray120/tray
Dimensions: $\frac{\text{Inches}}{\text{mm}}$
Unless otherwise specified,
all tolerances are: $\pm \frac{.010}{.25}$

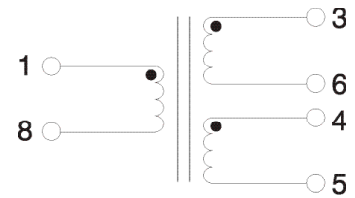
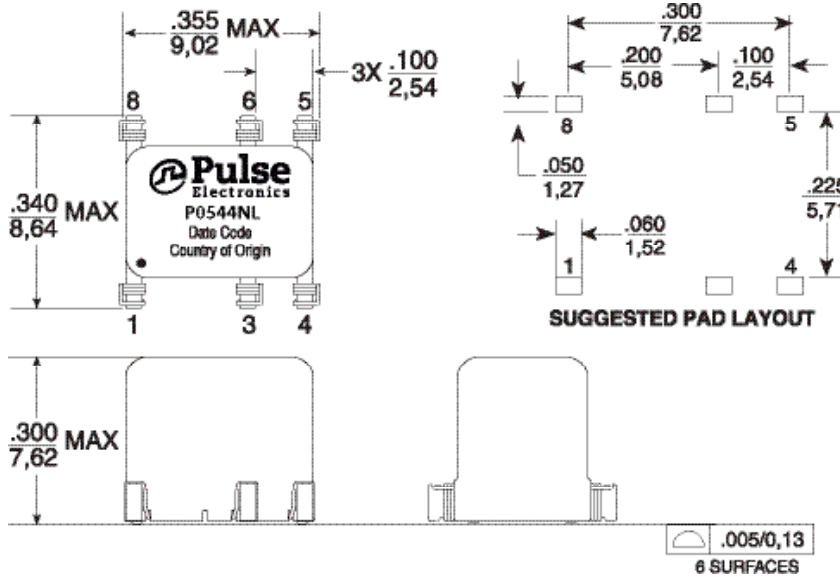
SMT Gate Drive Transformers

>1500VDC Basic and Functional Insulation

Mechanicals (continued)

Schematics

P0544NL

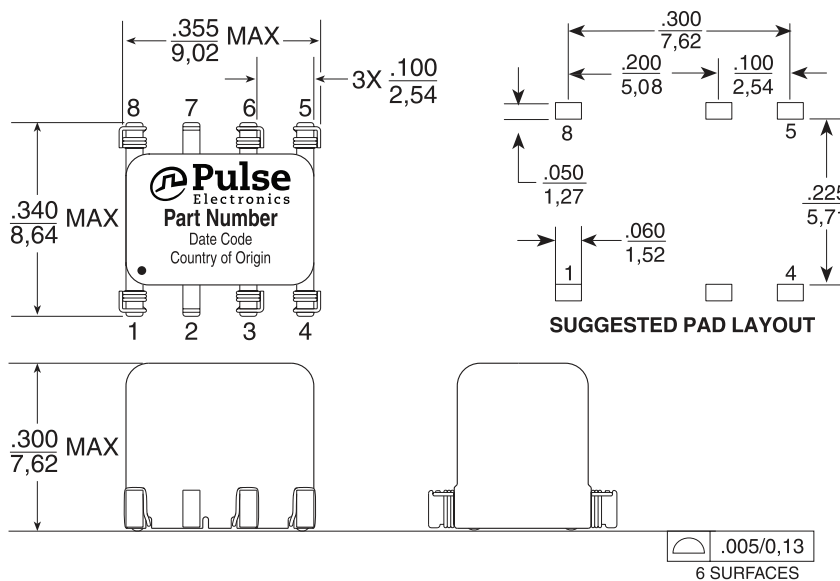


Weight0.60grams
Tape & Reel400/reel
Tube50/tube
Dimensions: $\frac{\text{Inches}}{\text{mm}}$
Unless otherwise specified,
all tolerances are: $\pm \frac{.010}{0,25}$

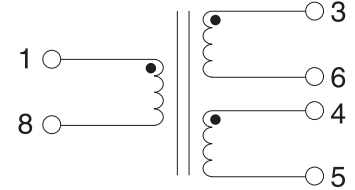
Mechanicals

Schematics


PA0297NL, PA0510NL, PA0184NL



P0544 / PA0297 / PA0510



PA0184



Weight0.60grams
Tape & Reel400/reel
Tube50/tube
Dimensions: $\frac{\text{Inches}}{\text{mm}}$
Unless otherwise specified,
all tolerances are: $\pm \frac{.010}{0,25}$

* for PA0184 the pads for pins 3 and 6 in the suggested pad layout should not be used in the layout

SMT Gate Drive Transformers

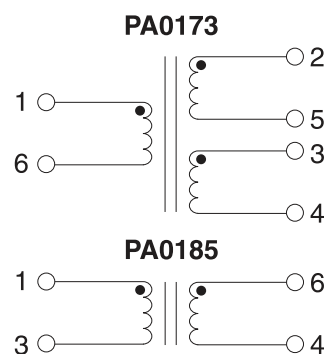
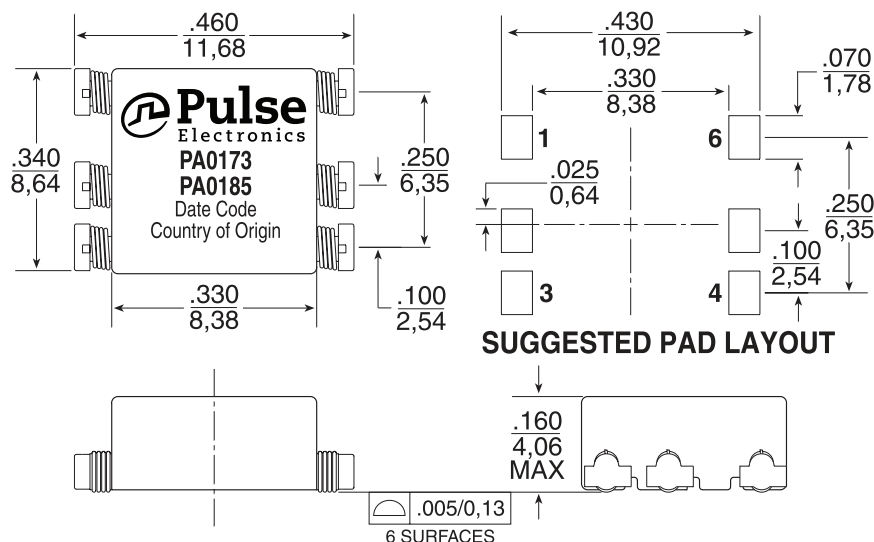
>1500VDC Basic and Functional Insulation

Mechanicals

(continued)

Schematics

PA0173NL, PA0185NL

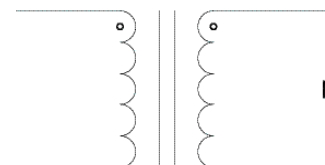
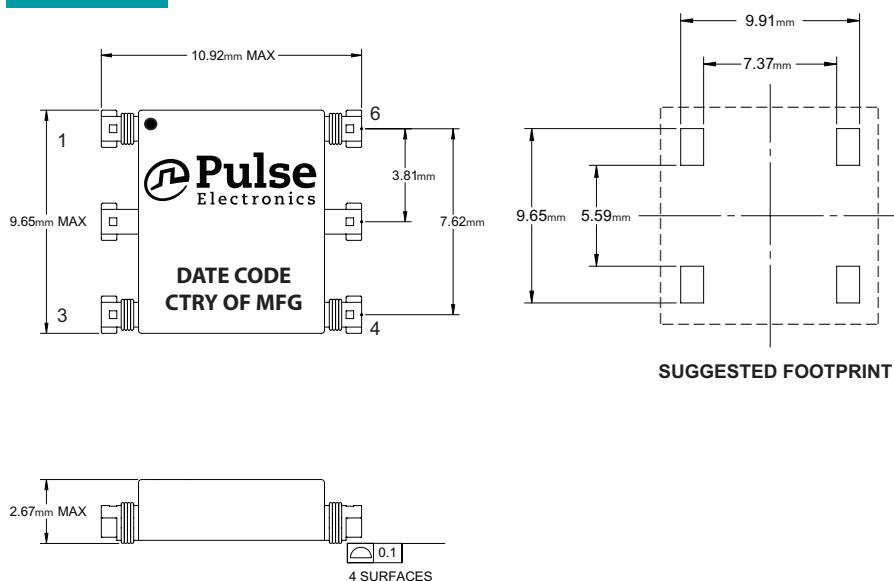


Weight0.48grams
Tape & Reel900/reel
Tube60/tube
Dimensions: $\frac{\text{Inches}}{\text{mm}}$
Unless otherwise specified,
all tolerances are: $\pm \frac{.010}{.25}$

Mechanicals

Schematics

PA3493NL



Weight0.31grams
Tape & Reel1250/reel
Tube50/tube
Dimensions: mm
Unless otherwise specified,
all tolerances are: ± 0.25

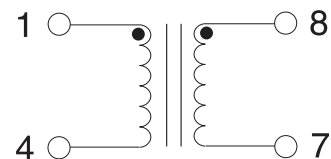
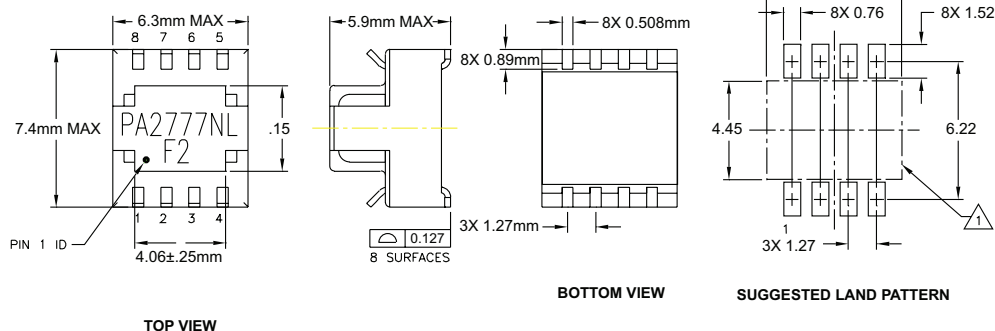
SMT Gate Drive Transformers

>1500VDC Basic and Functional Insulation

Mechanicals (continued)

Schematics

PA2777NL

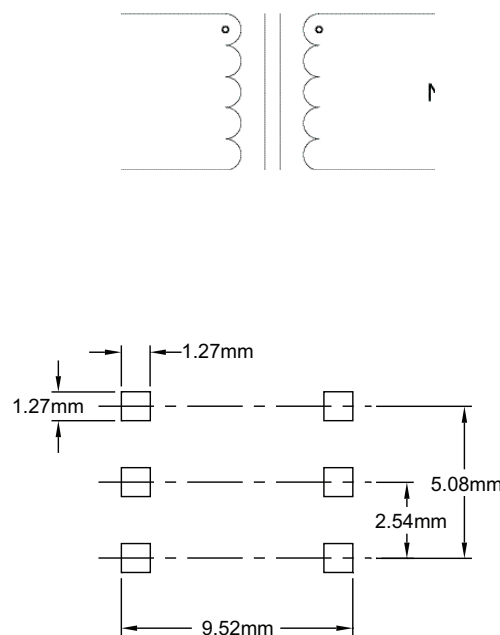
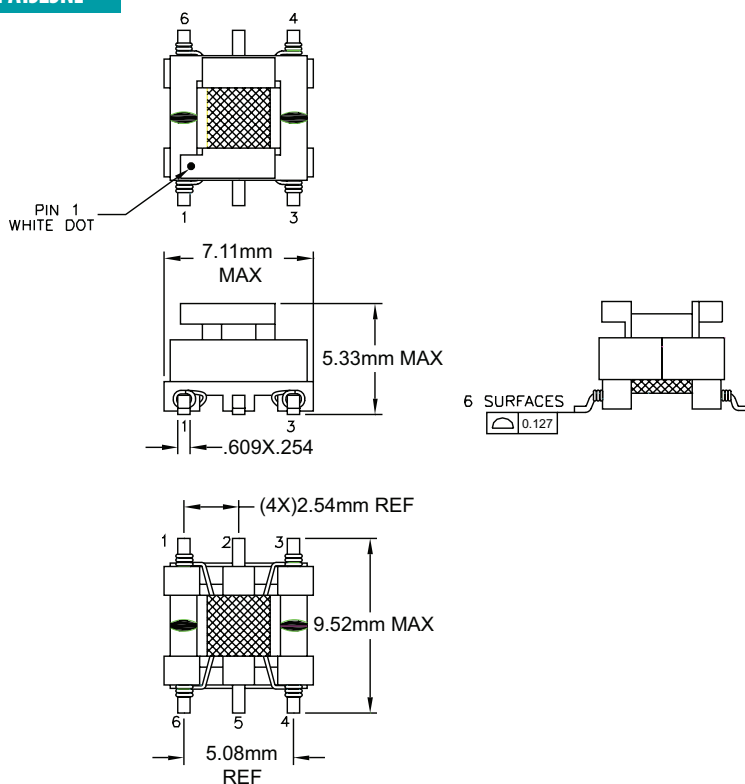


Weight0.32grams
Tape & Reel850/reel
Tube120/tube
Dimensions: mm
 Unless otherwise specified,
 all tolerances are: ±0.25

Mechanicals

Schematics

PA1323NL



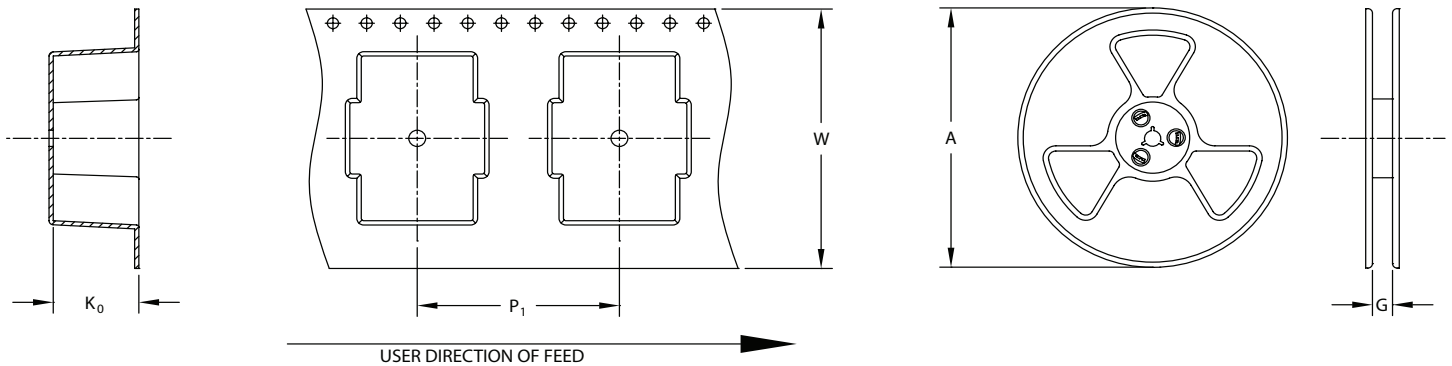
SUGGESTED PCB LAYOUT

Weight0.4grams
Tape & Reel700/reel
Tray225/tray
Dimensions: mm
 Unless otherwise specified,
 all tolerances are: ±0.25

SMT Gate Drive Transformers

>1500VDC Basic and Functional Insulation

TAPE & REEL INFO



SURFACE MOUNTING TYPE, REEL/TAPE LIST

PART NUMBER	REEL SIZE (mm)		TAPE SIZE (mm)			QTY PCS/REEL
	A	G	P_1	W	K_0	
PE-68386NLT	Ø330	16.4	12	16	3.05	1500
P0926NLT	Ø330	16.4	12	16	5.33	1000
P0544NLT	Ø330	24.4	16	24	8.13	400
PA0264NLT	Ø330	24.4	16	24	3.81	800
PA1323NLT	Ø330	16.4	12	16	5.55	870
PA0173NLT	Ø330	24.4	16	24	4.32	900
PA0185NLT	Ø330	24.4	16	24	4.32	900
PA0184NLT	Ø330	24.4	16	24	8.13	400
PA0297NLT	Ø330	24.4	16	24	8.13	400
PA2777NLT	Ø330	16.4	12	16	6.10	850
PA0510NLT	Ø330	24.4	16	24	8.13	400
PA3493NLT	Ø330	24.4	16	24	2.80	1250

For More Information:

Americas - prodinfo_power_americas@pulseelectronics.com | Europe - prodinfo_power_emea@pulseelectronics.com | Asia - prodinfo_power_asia@pulseelectronics.com

Performance warranty of products offered on this data sheet is limited to the parameters specified. Data is subject to change without notice. Other brand and product names mentioned herein may be trademarks or registered trademarks of their respective owners. © Copyright, 2023. Pulse Electronics, Inc. All rights reserved.