

OSRAM S3030 Quantum Dot Linear Modules

Power of OSRAM in standard and custom LED modules

Data Sheet

Version 1.0

Lean & Fast. Made Smarter.

High CRI efficacy - 178 lumens per watt at 90 CRI with the ability to achieve DLC certification

Flexible design - 22" length that can be seamlessly connected end-to-end

Color accurate - great color quality with $R_f > 90$, $R_g > 100$ and excellent color over angle uniformity

Easy to integrate - designed to Zhaga dimensions and screw hole specifications

Quick production - push terminals for quick and simple wiring

Primary Applications



Indoor lighting

-Office

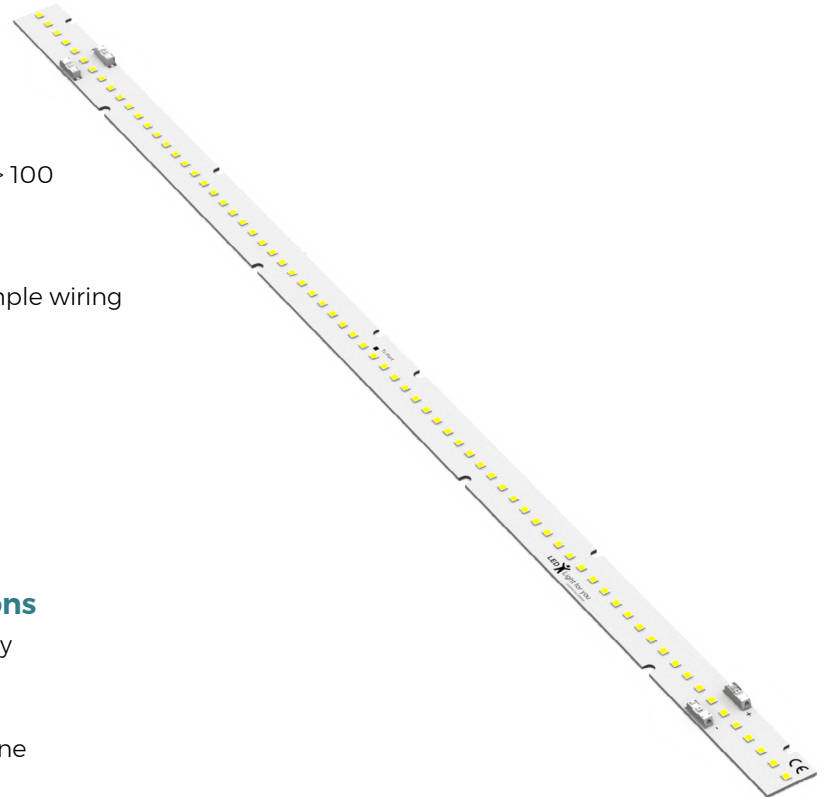
-Education

-Retail



-Hospitality

-Transportation



Superior Performance With Flexible Options

- Industry leading 90 CRI combined with high efficacy
- Private label or custom designs
- Adhesive tape can be added for rapid installation
- Pair with a standard driver for a complete light engine

Simplify Your Next Lighting Design

Introducing NewEnergy OSRAM linear LED modules for indoor office, education and retail area lighting fixtures. The modules come in a 22" configuration that is ideal for panel or linear lights. They are also flexible enough to support a range of specialty indoor applications. Designed to Zhaga standards, NewEnergy' modules are easy to integrate into existing designs and can be quickly upgraded as LED performance improves.

Custom Solutions

NewEnergy operates facilities globally with ISO certifications for the LED lighting, automotive and medical industries. Our North Carolina based office provides quick engineering & sales support with an R&D lab for prototype development and custom solutions. Our in-house global manufacturing capabilities allow for both building in the United States as well as overseas at scale.

About NewEnergy

NewEnergy accelerates the adoption of LED technology through simple, modular products and custom designs. Through 30 years of experience, state of the art manufacturing, full traceability and advanced quality controls, NewEnergy offers leading solid state lighting components, modules and custom solutions. NewEnergy customers get to market faster, with less resources, at lower costs. Visit New-EnergyLLC.com for more information.

CE
RoHS



ATTENTION
OBSERVE PRECAUTIONS
FOR HANDLING
ELECTROSTATIC
SENSITIVE DEVICES

Linear LED Modules from NewEnergy

Order Code Formatting

Series	LED Count	LED Code	Color Temperature	Color Rendering Index	Internal Code
SSB1 - Standard Linear LED PCB Assembly	72 - 72 LEDs	F16 - Osconiq S3030 LED	27 - 2700K	90 - 90 CRI	XX
			30 - 3000K		
			35 - 3500K		
			40 - 4000K		

Electrical Characteristics

Part Number	Forward Voltage (v)		Typical LED Thermal Resistance Junction to Solder Point (K/W) RTh J-HS
	Typical	Maximum	
SSB1-72F16-x	33.0	35.4	8.4

Intended for connection to a class 2 power source with a maximum operating voltage of 50 Vdc

Maximum Ratings

Part Number	DC Current (A)	Tsp Temp (°C)	Power (W)
SSB1-72F16-x	1.08	105	38.2

Board Material Properties

Property	Value	Unit
Thickness	.059	in
Construction	FR4	-
Temperature	130	°C
Flame Rating	V-0	-
Copper Thickness	1	oz

Linear LED Modules from NewEnergy

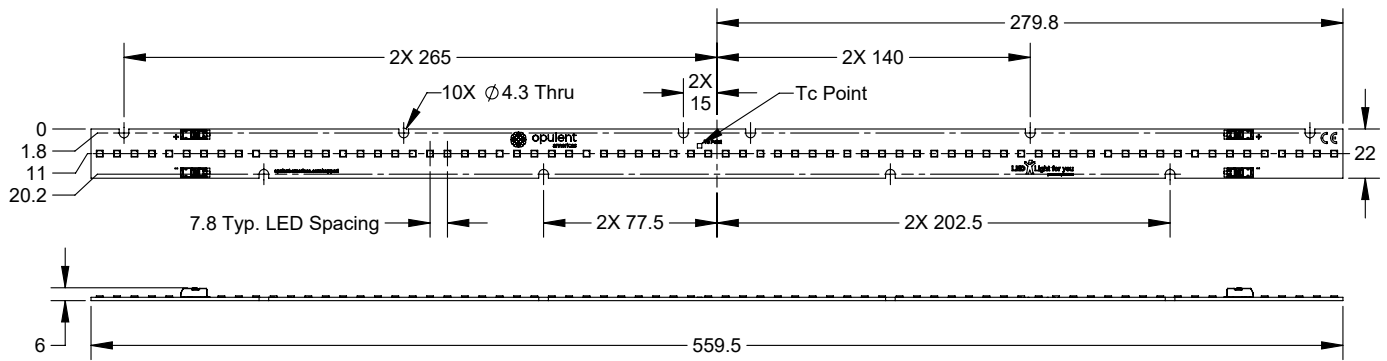
Product Selection Table - 22" Linear Module

Part Number	CCT	CRI	Luminous Flux (lm)		Watts (W)	
			Typ. 390mA	Typ Efficacy (lm/W)	Typ. 390mA	Max 1080mA
SSBI-72FI6-2790-00	2700K	90	2196	170.6	12.9	38.2
SSBI-72FI6-3090-00	3000K	90	2268	176.2	12.9	38.2
SSBI-72FI6-3590-00	3500K	90	2290	177.9	12.9	38.2
SSBI-72FI6-4090-00	4000K	90	2304	179.0	12.9	38.2

⁽¹⁾ NewEnergy may ship modules in flux bins higher than the values specified by the order code without advance notice. Shipments will always adhere to the chromaticity bin restrictions specified by the order code.

⁽²⁾ Luminous Flux Values @ Tj = 65°C

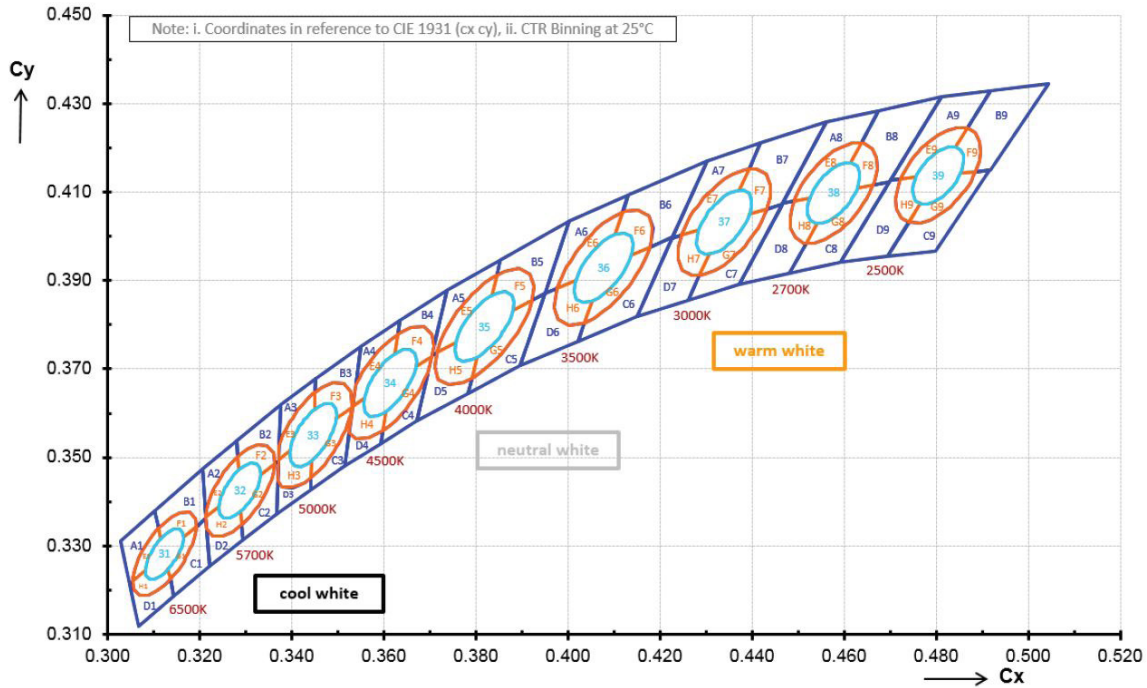
Mechanical Dimensions



1. Four Poke-In Connectors accept 18-24 AWG solid or stranded wire
2. Recommended Mounting Hardware: 10x M3-5 Socket Head Cap Screws

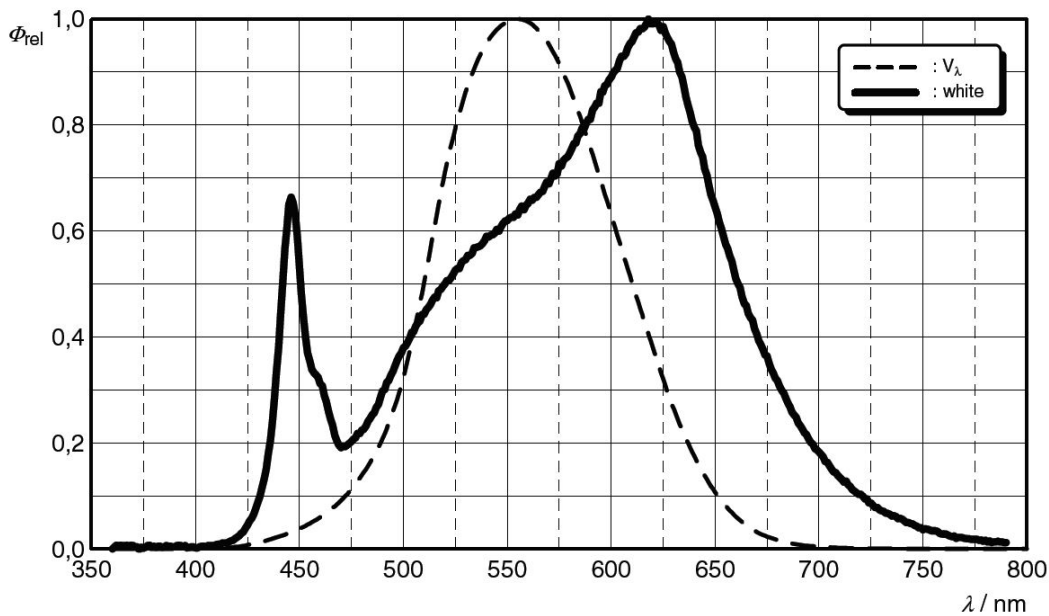
Linear LED Modules from NewEnergy

Standard White Chromaticity Regions



Relative Spectral Emission

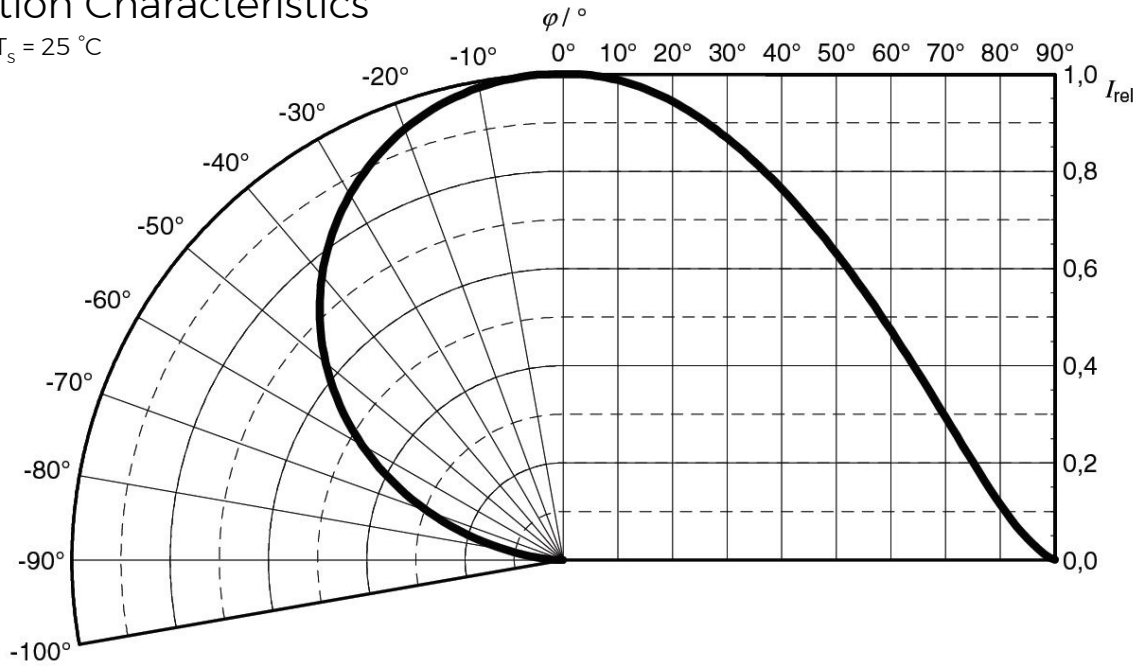
$\phi_{rel} = f(\lambda); T_s = 25^\circ\text{C}; I_F = 390\text{ mA}$



Linear LED Modules from NewEnergy

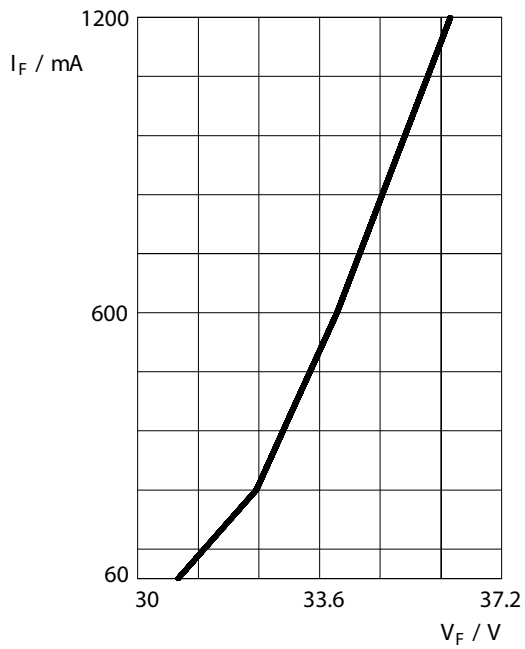
Radiation Characteristics

$I_{rel} = f(\Phi); T_s = 25\text{ }^\circ\text{C}$



Forward Current

$I_F = f(V_F); T_s = 25\text{ }^\circ\text{C}$



Relative Luminous Flux

$\Phi_V / \Phi_V(390\text{ mA}) = f(I_F); T_s = 25\text{ }^\circ\text{C}$

