


# PTFIX 18X4-G WH - Distribution block



3273978

<https://www.phoenixcontact.com/us/products/3273978>

Please be informed that the data shown in this PDF document is generated from our online catalog. Please find the complete data in the user documentation. Our general terms of use for downloads are valid.



Distribution block, bridged internally, nom. voltage: 450 V, nominal current: 32 A, number of connections: 18, connection method: Push-in connection, cross section: 0.2 mm<sup>2</sup> - 6 mm<sup>2</sup>, mounting type: adhesive, color: white

## Your advantages

- Clear arrangement thanks to marking of all terminal points
- Convenient test options, thanks to test openings at every terminal point
- Flexible use, thanks to DIN rail and direct mounting
- Space-saving, thanks to the compact design
- Space-saving potential distribution, thanks to compact micro potential distributors

## Commercial data

|                                      |                     |
|--------------------------------------|---------------------|
| Item number                          | 3273978             |
| Packing unit                         | 1 pc                |
| Minimum order quantity               | 8 pc                |
| Sales key                            | BE09                |
| Product key                          | BEA115              |
| Catalog page                         | Page 448 (C-1-2019) |
| GTIN                                 | 4055626647340       |
| Weight per piece (including packing) | 22.22 g             |
| Weight per piece (excluding packing) | 22.22 g             |
| Customs tariff number                | 85369010            |
| Country of origin                    | PL                  |

# PTFIX 18X4-G WH - Distribution block



3273978

<https://www.phoenixcontact.com/us/products/3273978>

## Technical data

### Notes

|         |  |
|---------|--|
| General | the blocks can be bridged with one another via the conductor shaft, for corresponding plug-in bridges, see accessories |
| General |  |
| Note    | The maximum load current of a single clamping unit must not be exceeded.   |

### Product properties

|                            |                            |
|----------------------------|----------------------------|
| Product type               | Distributor terminal block |
| Number of connections      | 18                         |
| Number of rows             | 1                          |
| Potentials                 | 1                          |
| Insulation characteristics |                            |
| Overvoltage category       | III                        |
| Degree of pollution        | 3                          |

### Electrical properties

|   |        |
|---|--------|
| Rated surge voltage                             | 6 kV   |
| Maximum power dissipation for nominal condition | 1.02 W |

### Connection data

|   |   |
|---|---|
| Number of connections per level   | 18  |
| Nominal cross section   | 4 mm <sup>2</sup>                         |
| Rated cross section AWG   | 12  |
| Stripping length  | 10 mm ... 12 mm                           |
| Internal cylindrical gage   | A4  |
| Connection in acc. with standard  | IEC 60998-2-2                             |
| Conductor cross section rigid   | 0.2 mm <sup>2</sup> ... 6 mm <sup>2</sup> |
| Cross section AWG   | 24 ... 10 (converted acc. to IEC)         |
| Conductor cross section flexible  | 0.2 mm <sup>2</sup> ... 4 mm <sup>2</sup> |
| Conductor cross section, flexible [AWG]   | 24 ... 12 (converted acc. to IEC)         |
| Conductor cross-section flexible (ferrule without plastic sleeve)                         | 0.2 mm <sup>2</sup> ... 4 mm <sup>2</sup> |
| Flexible conductor cross section (ferrule with plastic sleeve)                            | 0.2 mm <sup>2</sup> ... 4 mm <sup>2</sup> |
| 2 conductors with the same cross section, flexible, with TWIN ferrule with plastic sleeve | 0.5 mm <sup>2</sup> ... 1 mm <sup>2</sup> |
| Nominal current   | 32 A                                      |
| Maximum load current  | 41 A                                      |
| Maximum total current   | 63 A                                      |
| Nominal voltage   | 450 V                                     |

#### Connection cross sections directly pluggable

|                               |   |
|-------------------------------|---|
| Conductor cross section rigid | 0.5 mm <sup>2</sup> ... 6 mm <sup>2</sup> |
|-------------------------------|---|

# PTFIX 18X4-G WH - Distribution block



3273978

<https://www.phoenixcontact.com/us/products/3273978>

|   |                                   |
|---|-----------------------------------|
| Conductor cross section, rigid [AWG]                              | 20 ... 10 (converted acc. to IEC) |
| Conductor cross-section flexible (ferrule without plastic sleeve) | 0.75 mm² ... 4 mm²                |
| Flexible conductor cross section (ferrule with plastic sleeve)    | 0.5 mm² ... 4 mm²                 |

## Dimensions

|        |         |
|--------|---------|
| Width  | 55.4 mm |
| Height | 28.6 mm |
| Depth  | 22.7 mm |

## Material specifications

|   |             |
|---|-------------|
| Color   | white       |
| Flammability rating according to UL 94                                  | V0          |
| Insulating material group   | I           |
| Insulating material   | PA          |
| Static insulating material application in cold                          | -60 °C      |
| Temperature index of insulation material (DIN EN 60216-1 (VDE 0304-21)) | 130 °C      |
| Relative insulation material temperature index (Elec., UL 746 B)        | 130 °C      |
| Fire protection for rail vehicles (DIN EN 45545-2) R22                  | HL 1 - HL 3 |
| Fire protection for rail vehicles (DIN EN 45545-2) R23                  | HL 1 - HL 3 |
| Fire protection for rail vehicles (DIN EN 45545-2) R24                  | HL 1 - HL 3 |
| Fire protection for rail vehicles (DIN EN 45545-2) R26                  | HL 1 - HL 3 |
| Calorimetric heat release NFPA 130 (ASTM E 1354)                        | 28 MJ/kg    |
| Surface flammability NFPA 130 (ASTM E 162)                              | passed      |
| Specific optical density of smoke NFPA 130 (ASTM E 662)                 | passed      |
| Smoke gas toxicity NFPA 130 (SMP 800C)                                  | passed      |

## Mechanical properties

### Mechanical data

|                 |    |
|-----------------|----|
| Open side panel | No |
|-----------------|----|

## Mechanical tests

### Attachment on the carrier

|        |   |
|--------|---|
| Result | Test passed   |
| Note   | <p>When aligning several blocks, it is recommended to either place a DIN rail adapter underneath the connection point or a flange element between the blocks.</p> <p>For versions with 6 or 7 connections, it is enough to place one DIN rail adapter centrally per block and place flange elements after every other block.</p> <p>When using the DIN rail adapter PTFIX-NS35, an aligned block must not protrude by more than a half.</p> |

## Environmental and real-life conditions

### Needle-flame test

# PTFIX 18X4-G WH - Distribution block



3273978

<https://www.phoenixcontact.com/us/products/3273978>

|                  |             |
|------------------|-------------|
| Time of exposure | 30 s        |
| Result           | Test passed |

## Oscillation/broadband noise

|                        |  |
|------------------------|--|
| Specification          | DIN EN 50155 (VDE 0115-200):2018-05            |
| Spectrum               | Service life test category 2, bogie-mounted    |
| Frequency              | $f_1 = 5 \text{ Hz}$ to $f_2 = 250 \text{ Hz}$ |
| ASD level              | $6.12 \text{ (m/s}^2\text{)}^2\text{/Hz}$      |
| Acceleration           | 3.12g  |
| Test duration per axis | 5 h  |
| Test directions        | X-, Y- and Z-axis                              |
| Result                 | Test passed                                    |

## Shocks

|                                |                                     |
|--------------------------------|-------------------------------------|
| Specification                  | DIN EN 50155 (VDE 0115-200):2018-05 |
| Pulse shape                    | Half-sine                           |
| Acceleration                   | 30g                                 |
| Shock duration                 | 18 ms                               |
| Number of shocks per direction | 3                                   |
| Test directions                | X-, Y- and Z-axis (pos. and neg.)   |
| Result                         | Test passed                         |

## Ambient conditions

|  |   |
|--|---|
| Ambient temperature (storage/transport)  | -25 °C ... 60 °C (for a short time, not exceeding 24 h, -60 °C to +70 °C) |
| Ambient temperature (assembly)           | -5 °C ... 70 °C   |
| Ambient temperature (actuation)          | -5 °C ... 70 °C   |
| Permissible humidity (storage/transport) | 30 % ... 70 %   |

## Standards and regulations

|                                  |               |
|----------------------------------|---------------|
| Connection in acc. with standard | IEC 60998-2-2 |
|----------------------------------|---------------|

## Mounting

|               |          |
|---------------|----------|
| Mounting type | adhesive |
|---------------|----------|

# PTFIX 18X4-G WH - Distribution block

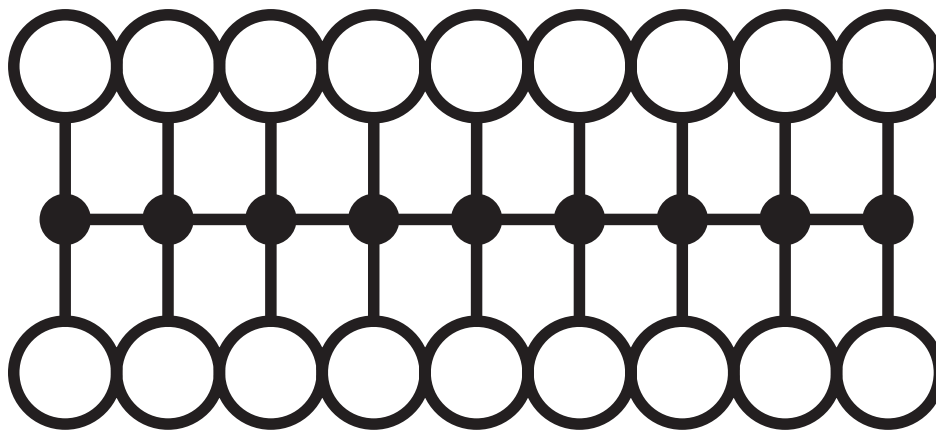
3273978

<https://www.phoenixcontact.com/us/products/3273978>



## Drawings

Circuit diagram



# PTFIX 18X4-G WH - Distribution block



3273978

<https://www.phoenixcontact.com/us/products/3273978>

## Approvals

To download certificates, visit the product detail page: <https://www.phoenixcontact.com/us/products/3273978>

| DNV<br>Approval ID: TAE00002TT-04 |                       |                       |                   |                             |
|-----------------------------------|-----------------------|-----------------------|-------------------|-----------------------------|
|                                   | Nominal voltage $U_N$ | Nominal current $I_N$ | Cross section AWG | Cross section $\text{mm}^2$ |
|                                   | 500 V                 | 24 A                  | -                 | -                           |

| CSA<br>Approval ID: 13631 |                       |                       |                   |                             |
|---------------------------|-----------------------|-----------------------|-------------------|-----------------------------|
|                           | Nominal voltage $U_N$ | Nominal current $I_N$ | Cross section AWG | Cross section $\text{mm}^2$ |
| Use group B               |                       |                       |                   |                             |
|                           | 600 V                 | 32 A                  | 24 - 10           | -                           |
| Use group C               |                       |                       |                   |                             |
|                           | 600 V                 | 32 A                  | 24 - 10           | -                           |

| CB<br>IECEE CB Scheme<br>Approval ID: DE1-63087 |                       |                       |                   |                             |
|---|-----------------------|-----------------------|-------------------|-----------------------------|
|   | Nominal voltage $U_N$ | Nominal current $I_N$ | Cross section AWG | Cross section $\text{mm}^2$ |
|   | 450 V                 | 32 A                  | -                 | - 4                         |

| EAC<br>Approval ID: RU C-DE.BL08.B.00644 |  |  |  |  |
|--|--|--|--|--|
|--|--|--|--|--|

| LR<br>Approval ID: LR2002627TA |  |  |  |  |
|--------------------------------|--|--|--|--|
|--------------------------------|--|--|--|--|

| BV<br>Approval ID: 59146/A0 BV |  |  |  |  |
|--------------------------------|--|--|--|--|
|--------------------------------|--|--|--|--|

| VDE Zeichengenehmigung<br>Approval ID: 40047798 |  |  |  |  |
|---|--|--|--|--|
|---|--|--|--|--|

| cULus Recognized<br>Approval ID: E60425 |                       |                       |                   |                             |
|---|-----------------------|-----------------------|-------------------|-----------------------------|
|   | Nominal voltage $U_N$ | Nominal current $I_N$ | Cross section AWG | Cross section $\text{mm}^2$ |
| Use group B                             |                       |                       |                   |                             |
|   | 600 V                 | 32 A                  | 24 - 10           | -                           |
| Use group C                             |                       |                       |                   |                             |

# PTFIX 18X4-G WH - Distribution block



3273978

<https://www.phoenixcontact.com/us/products/3273978>

|  |       |      |         |   |
|--|-------|------|---------|---|
|  | 600 V | 32 A | 24 - 10 | - |
|--|-------|------|---------|---|

# PTFIX 18X4-G WH - Distribution block



3273978

<https://www.phoenixcontact.com/us/products/3273978>

## Classifications

### ECLASS

|             |          |
|-------------|----------|
| ECLASS-11.0 | 27141120 |
| ECLASS-13.0 | 27250118 |

### ETIM

|          |          |
|----------|----------|
| ETIM 8.0 | EC000897 |
|----------|----------|

### UNSPSC

|             |          |
|-------------|----------|
| UNSPSC 21.0 | 39121400 |
|-------------|----------|

# PTFIX 18X4-G WH - Distribution block



3273978

<https://www.phoenixcontact.com/us/products/3273978>

## Environmental product compliance

|            |   |
|------------|---|
| China RoHS | Environmentally friendly use period: unlimited = EFUP-e |
|            | No hazardous substances above threshold values          |

# PTFIX 18X4-G WH - Distribution block



3273978

<https://www.phoenixcontact.com/us/products/3273978>

## Accessories

### FBS 2-6 - Plug-in bridge

3030336

<https://www.phoenixcontact.com/us/products/3030336>



Plug-in bridge, pitch: 6.2 mm, number of positions: 2, color: red

---

### FBS 2-6 GY - Plug-in bridge

3032237

<https://www.phoenixcontact.com/us/products/3032237>



Plug-in bridge, pitch: 6.2 mm, number of positions: 2, color: gray

## PTFIX 18X4-G WH - Distribution block

3273978

<https://www.phoenixcontact.com/us/products/3273978>



## FBS 2-6 BU - Plug-in bridge

3036932

<https://www.phoenixcontact.com/us/products/3036932>

Plug-in bridge, pitch: 6.2 mm, number of positions: 2, color: blue




## SK 6,2/3,8:FORTL.ZAHLEN - Marker card

0804374

<https://www.phoenixcontact.com/us/products/0804374>

Marker card, white, labeled, horizontal: consecutive numbers 1 ... 10, 11 ... 20, etc. up to 91 ... (99)100, mounting type: adhesive, for terminal block width: 6.2 mm, lettering field size: 6.2 x 3.8 mm



# PTFIX 18X4-G WH - Distribution block




3273978

<https://www.phoenixcontact.com/us/products/3273978>

## SK 6,2/3,8:FORTL.ZAHLEN 1-10 - Marker for terminal blocks

0804374:0001

<https://www.phoenixcontact.com/us/products/0804374:0001>




Marker card, self-adhesive, horizontally labeled with the consecutive numbers: 1 ... 10, 10-section marker strips with 12 identical decades, white, for terminal block width: 6.2 mm, mounting type: adhesive

---

## SK 6,2/3,8:FORTL.ZAHLEN 11-20 - Marker for terminal blocks

0804374:0011

<https://www.phoenixcontact.com/us/products/0804374:0011>



Marker card, self-adhesive, horizontally labeled with the consecutive numbers: 11 ... 20, 10-section marker strips with 12 identical decades, white, for terminal block width: 6.2 mm, mounting type: adhesive

# PTFIX 18X4-G WH - Distribution block

3273978


<https://www.phoenixcontact.com/us/products/3273978>



## SK 6,2/3,8:FORTL.ZAHLEN 21-30 - Marker for terminal blocks

0804374:0021

<https://www.phoenixcontact.com/us/products/0804374:0021>




Marker card, self-adhesive, horizontally labeled with the consecutive numbers: 21 ... 30, 10-section marker strips with 12 identical decades, white, for terminal block width: 6.2 mm, mounting type: adhesive

---

## SK 6,2/3,8:FORTL.ZAHLEN 31-40 - Marker for terminal blocks

0804374:0031

<https://www.phoenixcontact.com/us/products/0804374:0031>



Marker card, self-adhesive, horizontally labeled with the consecutive numbers: 31 ... 40, 10-section marker strips with 12 identical decades, white, for terminal block width: 6.2 mm, mounting type: adhesive

## PTFIX 18X4-G WH - Distribution block

3273978


<https://www.phoenixcontact.com/us/products/3273978>



## SK 6,2/3,8:FORTL.ZAHLEN 41-50 - Marker for terminal blocks

0804374:0041

<https://www.phoenixcontact.com/us/products/0804374:0041>



Marker card, self-adhesive, horizontally labeled with the consecutive numbers: 41 ... 50, 10-section marker strips with 12 identical decades, white, for terminal block width: 6.2 mm, mounting type: adhesive

---

## US-TML (104X3,8) - Marker for terminal blocks

0830768

<https://www.phoenixcontact.com/us/products/0830768>



Marker for terminal blocks, Card, white, unlabeled, can be labeled with: BLUEMARK ID COLOR, BLUEMARK ID, THERMOMARK PRIME, THERMOMARK CARD 2.0, THERMOMARK CARD, mounting type: adhesive, lettering field size: 104 x 3.8 mm, Number of individual labels: 22

## PTFIX 18X4-G WH - Distribution block

3273978

<https://www.phoenixcontact.com/us/products/3273978>



## US-TML (104X2,8) - Marker for terminal blocks

0830767

<https://www.phoenixcontact.com/us/products/0830767>



Marker for terminal blocks, Card, white, unlabeled, can be labeled with: BLUEMARK ID COLOR, BLUEMARK ID, THERMOMARK PRIME, THERMOMARK CARD 2.0, THERMOMARK CARD, mounting type: adhesive, lettering field size: 104 x 2.8 mm, Number of individual labels: 26

---

## SK U/3,8 WH:UNBEDRUCKT - Marker card

0803906

<https://www.phoenixcontact.com/us/products/0803906>



Marker card, Din A4, white, unlabeled, can be labeled with: PLOTMARK, CMS-P1-PLOTTER, Office printing systems, mounting type: adhesive, for terminal block width: 210 mm, lettering field size: 186 x 3.8 mm, Number of individual labels: 1440

## PTFIX 18X4-G WH - Distribution block

3273978

<https://www.phoenixcontact.com/us/products/3273978>



## SK U/2,8 WH:UNBEDRUCKT - Marker card

0803883

<https://www.phoenixcontact.com/us/products/0803883>



Marker card, Din A4, white, unlabeled, can be labeled with: PLOTMARK, CMS-P1-PLOTTER, Office printing systems, mounting type: adhesive, for terminal block width: 210 mm, lettering field size: 186 x 2.8 mm, Number of individual labels: 3600

---

## TML (EX3,8)R - Marker strip

0801837

<https://www.phoenixcontact.com/us/products/0801837>



Marker strip, Roll, white, unlabeled, can be labeled with: THERMOMARK E.300 (D)/600 (D), THERMOMARK ROLL 2.0, THERMOMARK ROLL, THERMOMARK ROLL X1, THERMOMARK ROLLMASTER 300/600, THERMOMARK X1.2, mounting type: adhesive, lettering field size: continuous x 3.8 mm

# PTFIX 18X4-G WH - Distribution block



3273978

<https://www.phoenixcontact.com/us/products/3273978>

## TML (104X3,8)R - Marker strip

0801833

<https://www.phoenixcontact.com/us/products/0801833>



Marker strip, Roll, white, unlabeled, can be labeled with: THERMOMARK E.300 (D)/600 (D), THERMOMARK ROLL 2.0, THERMOMARK ROLL, THERMOMARK ROLL X1, THERMOMARK ROLLMASTER 300/600, THERMOMARK X1.2, mounting type: adhesive, for terminal block width: 104 mm, lettering field size: 104 x 3.8 mm, Number of individual labels: 2500

---

## TML (104X2,8)R - Marker strip

0801832

<https://www.phoenixcontact.com/us/products/0801832>



Marker strip, Roll, white, unlabeled, can be labeled with: THERMOMARK E.300 (D)/600 (D), THERMOMARK ROLL 2.0, THERMOMARK ROLL, THERMOMARK ROLL X1, THERMOMARK ROLLMASTER 300/600, THERMOMARK X1.2, mounting type: adhesive, for terminal block width: 104 mm, lettering field size: 104 x 2.8 mm, Number of individual labels: 2500

# PTFIX 18X4-G WH - Distribution block

3273978

<https://www.phoenixcontact.com/us/products/3273978>



## TML (EX2,8)R - Marker strip

0801836

<https://www.phoenixcontact.com/us/products/0801836>



Marker strip, Roll, white, unlabeled, can be labeled with: THERMOMARK E.300 (D)/600 (D), THERMOMARK ROLL 2.0, THERMOMARK ROLL, THERMOMARK ROLL X1, THERMOMARK ROLLMASTER 300/600, THERMOMARK X1.2, mounting type: adhesive, for terminal block width: 30000 mm, lettering field size: continuous x 2.8 mm

---

## MM-TML (EX3,8)R C1 WH/BK - Label

1092026

<https://www.phoenixcontact.com/us/products/1092026>



Label, Roll, white/black, unlabeled, can be labeled with: THERMOFOX, THERMOMARK GO, THERMOMARK GO.K, mounting type: adhesive, lettering field size: continuous x 2.8 mm

---

Phoenix Contact 2023 © - all rights reserved  
<https://www.phoenixcontact.com>

Phoenix Contact USA  
586 Fulling Mill Road  
Middletown, PA 17057, United States  
(+717) 944-1300  
[info@phoenixcon.com](mailto:info@phoenixcon.com)