


# PTFIX 6/18X2,5-NS35 YE - Distribution block



3273116

<https://www.phoenixcontact.com/us/products/3273116>

Please be informed that the data shown in this PDF document is generated from our online catalog. Please find the complete data in the user documentation. Our general terms of use for downloads are valid.



Distribution block, Block with vertical alignment and integrated supply, nom. voltage: 690 V, nominal current: 24 A, number of connections: 19, connection method: Push-in connection, Load contact, cross section: 0.14 mm<sup>2</sup> - 4 mm<sup>2</sup>, Push-in connection, Line contact, Rated cross section: 6 mm<sup>2</sup>, cross section: 0.5 mm<sup>2</sup> - 10 mm<sup>2</sup>, mounting type: NS 35/7,5, NS 35/15, color: yellow

## Your advantages

- Space savings of up to 50 % on the DIN rail, thanks to transverse mounting
- Flexible use, thanks to DIN rail mounting, direct mounting or adhesive mounting
- Time-saving conductor connection, thanks to tool-free Push-in direct connection technology
- Time savings of up to 80 %, thanks to ready-to-mount blocks without manual bridging
- Clear wiring, thanks to eleven different color variants

## Commercial data

Item number	3273116
Packing unit	1 pc
Minimum order quantity	8 pc
Sales key	BE09
Product key	BEA124
Catalog page	Page 445 (C-1-2019)
GTIN	4055626391168
Weight per piece (including packing)	44.975 g
Weight per piece (excluding packing)	44.97 g
Customs tariff number	85369010
Country of origin	PL

# PTFIX 6/18X2,5-NS35 YE - Distribution block



3273116

<https://www.phoenixcontact.com/us/products/3273116>

## Technical data

### Notes

General	the blocks can be bridged with one another via the conductor shaft, for corresponding plug-in bridges, see accessories
General	
Note	The maximum load current of a single clamping unit must not be exceeded.  For power distribution applications, IEC 60364-4-43:2008; modified + corrigendum Okt. 2008 (DIN VDE 0100-430:2010-10) section 433.2 ff must be observed!

### Product properties

Product type	Distributor terminal block
Number of connections	19
Number of rows	1
Potentials	1

### Insulation characteristics

Overvoltage category	III
Degree of pollution	3

### Electrical properties

Rated surge voltage	8 kV
Maximum power dissipation for nominal condition	0.77 W

### Connection data

Service Entrance	yes
Number of connections per level	19
Nominal cross section	2.5 mm <sup>2</sup>
Rated cross section AWG	14

### Load contact

Stripping length	8 mm ... 10 mm
Internal cylindrical gage	A3
Connection in acc. with standard	IEC 60947-7-1
Conductor cross section rigid	0.14 mm <sup>2</sup> ... 4 mm <sup>2</sup>
Cross section AWG	26 ... 12 (converted acc. to IEC)
Conductor cross section flexible	0.14 mm <sup>2</sup> ... 2.5 mm <sup>2</sup>
Conductor cross section, flexible [AWG]	26 ... 14 (converted acc. to IEC)
Conductor cross-section flexible (ferrule without plastic sleeve)	0.14 mm <sup>2</sup> ... 2.5 mm <sup>2</sup>
Flexible conductor cross section (ferrule with plastic sleeve)	0.14 mm <sup>2</sup> ... 2.5 mm <sup>2</sup>
Nominal current	24 A
Maximum load current	32 A (with 4 mm <sup>2</sup> conductor cross section)
Maximum total current	57 A (with 10 mm <sup>2</sup> conductor cross section)

# PTFIX 6/18X2,5-NS35 YE - Distribution block



3273116

<https://www.phoenixcontact.com/us/products/3273116>

Nominal voltage	690 V
-----------------	-------

## Line contact

Stripping length	10 mm ... 12 mm
Connection in acc. with standard	IEC 60947-7-1
Conductor cross section rigid	0.5 mm <sup>2</sup> ... 10 mm <sup>2</sup>
Cross section AWG	20 ... 8 (converted acc. to IEC)
Conductor cross section flexible	0.5 mm <sup>2</sup> ... 10 mm <sup>2</sup>
Conductor cross section, flexible [AWG]	20 ... 10 (converted acc. to IEC)
Conductor cross-section flexible (ferrule without plastic sleeve)	0.5 mm <sup>2</sup> ... 6 mm <sup>2</sup>
Flexible conductor cross section (ferrule with plastic sleeve)	0.5 mm <sup>2</sup> ... 6 mm <sup>2</sup>
Conductor cross-section flexible (2 conductors with the same cross-section, with TWIN ferrule and plastic sleeve)	0.5 mm <sup>2</sup> ... 1.5 mm <sup>2</sup>
2 conductors with the same cross section, flexible, with TWIN ferrule with plastic sleeve	0.5 mm <sup>2</sup> ... 1.5 mm <sup>2</sup>
Nominal current	41 A (with 6 mm <sup>2</sup> conductor cross section)
Maximum load current	57 A (with 10 mm <sup>2</sup> conductor cross section)
Nominal cross section	6 mm <sup>2</sup>

## Load contact Connection cross sections directly pluggable

Conductor cross section rigid	0.34 mm <sup>2</sup> ... 4 mm <sup>2</sup>
Conductor cross section, rigid [AWG]	24 ... 12 (converted acc. to IEC)
Conductor cross-section flexible (ferrule without plastic sleeve)	0.34 mm <sup>2</sup> ... 2.5 mm <sup>2</sup>
Flexible conductor cross section (ferrule with plastic sleeve)	0.34 mm <sup>2</sup> ... 2.5 mm <sup>2</sup>

## Line contact Connection cross sections directly pluggable

Conductor cross section rigid	1 mm <sup>2</sup> ... 10 mm <sup>2</sup>
Conductor cross-section flexible (ferrule without plastic sleeve)	1 mm <sup>2</sup> ... 6 mm <sup>2</sup>
Flexible conductor cross section (ferrule with plastic sleeve)	1 mm <sup>2</sup> ... 6 mm <sup>2</sup>

## Dimensions

Width	28.6 mm
Height	58.1 mm
Depth on NS 15	30.4 mm
Depth on NS 35/7,5	32.4 mm

## Material specifications

Color	yellow
Flammability rating according to UL 94	V0
Insulating material group	I
Insulating material	PA
Static insulating material application in cold	-60 °C
Temperature index of insulation material (DIN EN 60216-1 (VDE 0304-21))	130 °C
Relative insulation material temperature index (Elec., UL 746 B)	130 °C
Fire protection for rail vehicles (DIN EN 45545-2) R22	HL 1 - HL 3

# PTFIX 6/18X2,5-NS35 YE - Distribution block



3273116

<https://www.phoenixcontact.com/us/products/3273116>

Fire protection for rail vehicles (DIN EN 45545-2) R23	HL 1 - HL 3
Fire protection for rail vehicles (DIN EN 45545-2) R24	HL 1 - HL 3
Fire protection for rail vehicles (DIN EN 45545-2) R26	HL 1 - HL 3
Calorimetric heat release NFPA 130 (ASTM E 1354)	28 MJ/kg
Surface flammability NFPA 130 (ASTM E 162)	passed
Specific optical density of smoke NFPA 130 (ASTM E 662)	passed
Smoke gas toxicity NFPA 130 (SMP 800C)	passed

## Electrical tests

### Surge voltage test

Test voltage setpoint	9.8 kV
Result	Test passed

### Temperature-rise test

Requirement temperature-rise test	Increase in temperature $\leq 45$ K
Result	Test passed
Short-time withstand current 6 mm <sup>2</sup>	0.72 kA
Short-time withstand current 10 mm <sup>2</sup>	1.2 kA
Result	Test passed

### Power-frequency withstand voltage

Test voltage setpoint	1.89 kV
Result	Test passed

## Mechanical properties

### Mechanical data

Open side panel	No
-----------------	----

## Mechanical tests

### Mechanical strength

Result	Test passed
--------	-------------

### Attachment on the carrier

DIN rail/fixing support	NS 35
Test force setpoint	5 N
Result	Test passed
Note	<p>When aligning several blocks, it is recommended to either place a DIN rail adapter underneath the connection point or a flange element between the blocks.</p> <p>For versions with 6 or 7 connections, it is enough to place one DIN rail adapter centrally per block and place flange elements after every other block.</p> <p>When using the DIN rail adapter PTFIX-NS35, an aligned block must not protrude by more than a half.</p>

### Test for conductor damage and slackening

# PTFIX 6/18X2,5-NS35 YE - Distribution block



3273116

<https://www.phoenixcontact.com/us/products/3273116>

Rotation speed	10 rpm
Revolutions	135
Conductor cross section/weight	0.5 mm <sup>2</sup> / 0.3 kg
	6 mm <sup>2</sup> / 1.4 kg
	10 mm <sup>2</sup> / 2 kg
Result	Test passed

## Test for conductor damage and slackening

Rotation speed	10 rpm
Revolutions	135
Conductor cross section/weight	0.14 mm <sup>2</sup> / 0.2 kg
	2.5 mm <sup>2</sup> / 0.7 kg
	4 mm <sup>2</sup> / 0.9 kg
Result	Test passed

## Environmental and real-life conditions

### Aging

Temperature cycles	192
Result	Test passed

### Needle-flame test

Time of exposure	30 s
Result	Test passed

### Oscillation/broadband noise

Specification	DIN EN 50155 (VDE 0115-200):2008-03
Spectrum	Service life test category 2, bogie-mounted
Frequency	$f_1 = 5 \text{ Hz}$ to $f_2 = 250 \text{ Hz}$
ASD level	6.12 (m/s <sup>2</sup> ) <sup>2</sup> /Hz
Acceleration	3.12g
Test duration per axis	5 h
Test directions	X-, Y- and Z-axis
Result	Test passed

### Shocks

Specification	DIN EN 50155 (VDE 0115-200):2008-03
Pulse shape	Half-sine
Acceleration	30g
Shock duration	18 ms
Number of shocks per direction	3
Test directions	X-, Y- and Z-axis (pos. and neg.)
Result	Test passed

### Ambient conditions

Ambient temperature (storage/transport)	-25 °C ... 60 °C (for a short time, not exceeding 24 h, -60 °C to +70 °C)
---	---

# PTFIX 6/18X2,5-NS35 YE - Distribution block



3273116

<https://www.phoenixcontact.com/us/products/3273116>

Ambient temperature (assembly)	-5 °C ... 70 °C
Ambient temperature (actuation)	-5 °C ... 70 °C
Permissible humidity (storage/transport)	30 % ... 70 %

## Standards and regulations

Connection in acc. with standard	IEC 60947-7-1
	IEC 60947-7-1

## Mounting

Mounting type	NS 35/7,5
	NS 35/15

# PTFIX 6/18X2,5-NS35 YE - Distribution block



3273116

<https://www.phoenixcontact.com/us/products/3273116>

## Approvals

To download certificates, visit the product detail page: <https://www.phoenixcontact.com/us/products/3273116>

<b>DNV</b> Approval ID: TAE00002TT-04				
	Nominal voltage $U_N$	Nominal current $I_N$	Cross section AWG	Cross section $\text{mm}^2$
	500 V	24 A	-	-

<b>CSA</b> Approval ID: 13631				
	Nominal voltage $U_N$	Nominal current $I_N$	Cross section AWG	Cross section $\text{mm}^2$
Use group B				
Output	300 V	20 A	26 - 12	-
Input	300 V	50 A	20 - 8	-
Use group C				
Output	300 V	20 A	26 - 12	-
Input	300 V	50 A	20 - 8	-
Use group D				
Input	600 V	5 A	20 - 8	-

<b>CB</b> IECEx CB Scheme Approval ID: DE1-62701				
	Nominal voltage $U_N$	Nominal current $I_N$	Cross section AWG	Cross section $\text{mm}^2$
	690 V	41 A	-	-

<b>EAC</b> EAC Approval ID: RU C-DE.BL08.B.00644				
--	--	--	--	--

<b>cULus</b> cULus Recognized Approval ID: E60425				
	Nominal voltage $U_N$	Nominal current $I_N$	Cross section AWG	Cross section $\text{mm}^2$
Use group B				
Output	300 V	20 A	26 - 12	-
Input	300 V	50 A	20 - 8	-
Use group C				
Output	300 V	20 A	26 - 12	-
Input	300 V	50 A	20 - 8	-
Use group D				
Output	600 V	5 A	26 - 12	-
Input	600 V	5 A	20 - 8	-

# PTFIX 6/18X2,5-NS35 YE - Distribution block




3273116


<https://www.phoenixcontact.com/us/products/3273116>



**LR**  
Approval ID: LR2002627TA



**BV**  
Approval ID: 59146/A0 BV

	<b>VDE Zeichengenehmigung</b> Approval ID: 40047797			
	Nominal voltage $U_N$	Nominal current $I_N$	Cross section AWG	Cross section $\text{mm}^2$
	690 V	41 A	-	-



# PTFIX 6/18X2,5-NS35 YE - Distribution block



3273116

<https://www.phoenixcontact.com/us/products/3273116>

## Classifications

### ECLASS

ECLASS-11.0	27141120
ECLASS-13.0	27250118

### ETIM

ETIM 8.0	EC000897
----------	----------

### UNSPSC

UNSPSC 21.0	39121400
-------------	----------

# PTFIX 6/18X2,5-NS35 YE - Distribution block



3273116  
<https://www.phoenixcontact.com/us/products/3273116>

## Environmental product compliance

China RoHS	Environmentally friendly use period: unlimited = EFUP-e
	No hazardous substances above threshold values

Phoenix Contact 2023 © - all rights reserved  
<https://www.phoenixcontact.com>

Phoenix Contact USA  
586 Fulling Mill Road  
Middletown, PA 17057, United States  
(+717) 944-1300  
[info@phoenixcon.com](mailto:info@phoenixcon.com)