

# RBO 10-FE-HC - Bolt connection terminal block



3247978

<https://www.phoenixcontact.com/us/products/3247978>

Please be informed that the data shown in this PDF document is generated from our online catalog. Please find the complete data in the user documentation. Our general terms of use for downloads are valid.



Bolt connection terminal block, nom. voltage: 1500 V, nominal current: 309 A, number of connections: 2, number of positions: 1, connection method: Bolt connection, 1 level, Rated cross section: 150 mm<sup>2</sup>, mounting type: NS 35/7,5, NS 35/15, direct screw connection, color: black/yellow

## Your advantages

- Tested for railway applications

## Commercial data

Item number	3247978
Packing unit	1 pc
Minimum order quantity	5 pc
Sales key	BE44
Product key	BE4412
Catalog page	Page 393 (C-1-2019)
GTIN	4046356725125
Weight per piece (including packing)	334.2 g
Weight per piece (excluding packing)	334.2 g
Customs tariff number	85369010
Country of origin	CN

# RBO 10-FE-HC - Bolt connection terminal block



3247978

<https://www.phoenixcontact.com/us/products/3247978>

## Technical data

### Product properties

Product type	Bolt connection terminal block
Number of positions	1
Pitch	41 mm
Area of application	Railway industry
	Machine building
	Plant engineering
Number of connections	2
Number of rows	1
Potentials	1

### Insulation characteristics

Overvoltage category	III
Degree of pollution	3

### Electrical properties

Rated surge voltage	8 kV
Maximum power dissipation for nominal condition	9.55 W

### Connection data

Number of connections per level	2
Nominal cross section	150 mm <sup>2</sup>

#### 1 level

Screw thread	M10
Stripping length	The stripping length depends on the specification provided by the cable lug manufacturer.
Connection in acc. with standard	IEC 60947-7-1
Nominal current	309 A
Maximum load current	309 A (with 150 mm <sup>2</sup> conductor cross section)
Nominal voltage	1500 V
Nominal cross section	150 mm <sup>2</sup>

#### Cable lug connection DIN 46234:1980-03

Connection in acc. with standard	DIN 46234:1980-03
Cross section	6 mm <sup>2</sup> ... 150 mm <sup>2</sup>
Cross section range AWG	(converted acc. to IEC)
Hole diameter	10.5 mm
Width	30 mm
Bolt diameter	10 mm
Screw thread	M10
Tightening torque	10 ... 20 Nm
Connection in acc. with standard	DIN 46235:1983-07

# RBO 10-FE-HC - Bolt connection terminal block



3247978

<https://www.phoenixcontact.com/us/products/3247978>

Cross section	16 mm² ... 150 mm²
Cross section range AWG	(converted acc. to IEC)
Hole diameter	10.5 mm
Width	34 mm
Bolt diameter	10 mm
Screw thread	M10
Tightening torque	10 ... 20 Nm
Connection in acc. with standard	DIN 46237:1970-07
Cross section	6 mm² ... 6 mm²
Cross section range AWG	(converted acc. to IEC)
Hole diameter	10.5 mm
Width	18 mm
Bolt diameter	10 mm
Screw thread	M10
Tightening torque	10 ... 20 Nm
Identification color of ring cable lugs : yellow	6 mm²

## Ex data

### Rated data (ATEX/IECEx)

Identification	Ⓔ II 2 GD Ex eb IIC Gb
Operating temperature range	-60 °C ... 110 °C
Ex-certified accessories	0800886 E/NS 35 N
List of bridges	/ RBO 10-VS 2 / 3244643 / RBO 10-VS 3 / 3244656
Bridge data	309 A / 150 mm²
Ex temperature increase	40 K (309 A / 150 mm²)
Rated voltage	1100 V
for bridging with bridge	1100 V
Rated insulation voltage	1000 V
output	(Permanent)

### Ex level General

Rated current	309 A
Maximum load current	309 A
Contact resistance	0.05 mΩ

### Ex connection data General

Torque range	10 Nm ... 20 Nm
Nominal cross section	150 mm²
Rated cross section AWG	300 kcmil
Connection capacity rigid	6 mm² ... 150 mm²
Connection capacity AWG	10 ... 300 kcmil
Connection capacity flexible	6 mm² ... 150 mm²
Connection capacity AWG	10 ... 300 kcmil

# RBO 10-FE-HC - Bolt connection terminal block



3247978

<https://www.phoenixcontact.com/us/products/3247978>

2 conductors with same cross section, solid	6 mm <sup>2</sup> ... 150 mm <sup>2</sup>
2 conductors with the same cross-section AWG rigid	10 ... 300 kcmil
2 conductors with same cross section, stranded	6 mm <sup>2</sup> ... 70 mm <sup>2</sup>
2 conductors with the same cross-section AWG flexible	10 ... 300 kcmil

## Dimensions

Dimensional drawing	
Width	41 mm
Height	235 mm
Depth on NS 35/7,5	77 mm
Depth on NS 35/15	84.5 mm
Pitch	41 mm

## Material specifications

Color	black/yellow
Flammability rating according to UL 94	V0
Insulating material group	I
Insulating material	PA
Static insulating material application in cold	-60 °C
Temperature index of insulation material (DIN EN 60216-1 (VDE 0304-21))	130 °C
Relative insulation material temperature index (Elec., UL 746 B)	130 °C
Fire protection for rail vehicles (DIN EN 45545-2) R22	HL 1 - HL 3
Fire protection for rail vehicles (DIN EN 45545-2) R23	HL 1 - HL 3
Fire protection for rail vehicles (DIN EN 45545-2) R24	HL 1 - HL 3
Fire protection for rail vehicles (DIN EN 45545-2) R26	HL 1 - HL 3
Calorimetric heat release NFPA 130 (ASTM E 1354)	28 MJ/kg
Surface flammability NFPA 130 (ASTM E 162)	passed
Specific optical density of smoke NFPA 130 (ASTM E 662)	passed
Smoke gas toxicity NFPA 130 (SMP 800C)	passed

## Electrical tests

Surge voltage test	
Test voltage setpoint	12 kV
Result	Test passed

Temperature-rise test	
Requirement temperature-rise test	Increase in temperature ≤ 45 K

# RBO 10-FE-HC - Bolt connection terminal block



3247978

<https://www.phoenixcontact.com/us/products/3247978>

Result	Test passed
Short-time withstand current 150 mm <sup>2</sup>	18 kA
Result	Test passed

## Power-frequency withstand voltage

Test voltage setpoint	2.7 kV
Result	Test passed

## Mechanical properties

### Mechanical data

Open side panel	No
-----------------	----

## Mechanical tests

### Mechanical strength

Result	Test passed
--------	-------------

### Attachment on the carrier

DIN rail/fixing support	NS 35
Test force setpoint	15 N
Result	Test passed

## Environmental and real-life conditions

### Needle-flame test

Time of exposure	30 s
Result	Test passed

### Oscillation/broadband noise

Specification	DIN EN 50155 (VDE 0115-200):2008-03
Spectrum	Service life test category 1, class B, body mounted
Frequency	$f_1 = 5 \text{ Hz}$ to $f_2 = 150 \text{ Hz}$
ASD level	$1.857 \text{ (m/s}^2\text{)}^2\text{/Hz}$
Acceleration	0.8g
Test duration per axis	5 h
Test directions	X-, Y- and Z-axis
Result	Test passed

### Shocks

Specification	DIN EN 50155 (VDE 0115-200):2008-03
Pulse shape	Half-sine
Acceleration	5g
Shock duration	30 ms
Number of shocks per direction	3
Test directions	X-, Y- and Z-axis (pos. and neg.)
Result	Test passed

# RBO 10-FE-HC - Bolt connection terminal block



3247978

<https://www.phoenixcontact.com/us/products/3247978>

## Ambient conditions

Ambient temperature (storage/transport)	-25 °C ... 60 °C (for a short time, not exceeding 24 h, -60 °C to +70 °C)
Ambient temperature (assembly)	-5 °C ... 70 °C
Ambient temperature (actuation)	-5 °C ... 70 °C
Permissible humidity (storage/transport)	30 % ... 70 %

## Standards and regulations

Connection in acc. with standard	IEC 60947-7-1
----------------------------------	---------------

## Mounting

Mounting type	NS 35/7,5
	NS 35/15
	direct screw connection

# RBO 10-FE-HC - Bolt connection terminal block





3247978

<https://www.phoenixcontact.com/us/products/3247978>

## Approvals


To download certificates, visit the product detail page: <https://www.phoenixcontact.com/us/products/3247978>


 <b>CSA</b> Approval ID: 13631				
	Nominal voltage $U_N$	Nominal current $I_N$	Cross section AWG	Cross section $\text{mm}^2$
Use group B	600 V	310 A	10 - 350	-
Use group C	1000 V	310 A	10 - 350	-
Use group E	600 V	310 A	10 - 350	-

 <b>UL Recognized</b> Approval ID: E60425				
	Nominal voltage $U_N$	Nominal current $I_N$	Cross section AWG	Cross section $\text{mm}^2$
Use group B	600 V	310 A	10 - 350	-
Use group C	600 V	310 A	10 - 350	-
Use group E	1000 V	310 A	10 - 350	-

 <b>EAC</b> Approval ID: RU C-DE.BL08.B.00540				
---	--	--	--	--

<b>DNV</b> Approval ID: TAE00004G1				
---------------------------------------	--	--	--	--

 <b>IECEx</b> Approval ID: IECExSEV13.0003U				
	Nominal voltage $U_N$	Nominal current $I_N$	Cross section AWG	Cross section $\text{mm}^2$
	1100 V	309 A	-	6 - 150

 <b>ATEX</b> Approval ID: SEV13ATEX0132U				
	Nominal voltage $U_N$	Nominal current $I_N$	Cross section AWG	Cross section $\text{mm}^2$
	1100 V	309 A	-	6 - 150

# RBO 10-FE-HC - Bolt connection terminal block



3247978

<https://www.phoenixcontact.com/us/products/3247978>



**CCC**

Approval ID: 2020322313000627



**UKCA-EX**

Approval ID: CML 22UKEX1230U



# RBO 10-FE-HC - Bolt connection terminal block



3247978

<https://www.phoenixcontact.com/us/products/3247978>

## Classifications

### ECLASS

ECLASS-11.0	27141120
ECLASS-13.0	27250101

### ETIM

ETIM 8.0	EC000897
----------	----------

### UNSPSC

UNSPSC 21.0	39121400
-------------	----------

# RBO 10-FE-HC - Bolt connection terminal block



3247978

<https://www.phoenixcontact.com/us/products/3247978>

## Environmental product compliance

China RoHS	Environmentally friendly use period: unlimited = EFUP-e
	No hazardous substances above threshold values

Phoenix Contact 2023 © - all rights reserved  
<https://www.phoenixcontact.com>

Phoenix Contact USA  
586 Fulling Mill Road  
Middletown, PA 17057, United States  
(+717) 944-1300  
[info@phoenixcon.com](mailto:info@phoenixcon.com)