

# UK 35-PE/N - Installation ground terminal block



3008054

<https://www.phoenixcontact.com/us/products/3008054>

Please be informed that the data shown in this PDF document is generated from our online catalog. Please find the complete data in the user documentation. Our general terms of use for downloads are valid.



Installation ground terminal block, The NS 32... or NS 35... Cu DIN rail should be used for a connection cross section of  $35 \text{ mm}^2/2 \text{ AWG}$ . When aligned with a feed-through terminal block of the same shape, a cover must be used at insulation voltages  $> 630 \text{ V}$ ., PE/N block, consisting of a green-yellow ground terminal and a blue terminal block with screw bridge, nom. voltage:  $630 \text{ V}$ , nominal current:  $125 \text{ A}$ , Screw connection, cross section:  $0.75 \text{ mm}^2 - 35 \text{ mm}^2$ , mounting type: NS 35/7,5, NS 35/15, NS 32, color: green-yellow-blue

## Commercial data

Item number	3008054
Packing unit	1 pc
Minimum order quantity	10 pc
Sales key	BE12
Product key	BE1221
Catalog page	Page 230 (CL-2005)
GTIN	4017918091576
Weight per piece (including packing)	164.88 g
Weight per piece (excluding packing)	157.633 g
Customs tariff number	85369010
Country of origin	DE

# UK 35-PE/N - Installation ground terminal block



3008054

<https://www.phoenixcontact.com/us/products/3008054>

## Technical data

### Notes

General	The NS 32... or NS 35... Cu DIN rail should be used for a connection cross section of 35 mm <sup>2</sup> /2 AWG. When aligned with a feed-through terminal block of the same shape, a cover must be used at insulation voltages > 630 V.
---------	--

### Product properties

Product type	Ground terminal block
Number of connections	4
Number of rows	1
Potentials	3

### Insulation characteristics

Overvoltage category	III
Degree of pollution	3

### Electrical properties

Rated surge voltage	8 kV
Maximum power dissipation for nominal condition	4.06 W

### Connection data

PEN function	yes
Grounding foot	Yes
Number of connections per level	2
Nominal cross section	35 mm <sup>2</sup>
Rated cross section AWG	2

### Level 1 above 1 below 1

Screw thread	M6
Note	Please observe the current carrying capacity of the DIN rails.
Tightening torque	3.2 ... 3.7 Nm
Stripping length	16 mm
Connection in acc. with standard	IEC 60947-7-1/IEC 60947-7-2
Conductor cross section rigid	0.75 mm <sup>2</sup> ... 35 mm <sup>2</sup>
Cross section AWG	18 ... 2 (converted acc. to IEC)
Conductor cross section flexible	0.75 mm <sup>2</sup> ... 35 mm <sup>2</sup>
Conductor cross section, flexible [AWG]	18 ... 2 (converted acc. to IEC)
Conductor cross-section flexible (ferrule without plastic sleeve)	0.75 mm <sup>2</sup> ... 35 mm <sup>2</sup>
Flexible conductor cross section (ferrule with plastic sleeve)	0.75 mm <sup>2</sup> ... 35 mm <sup>2</sup>
Nominal current	125 A
Maximum load current	125 A (with 35 mm <sup>2</sup> conductor cross section)
Nominal voltage	630 V (When aligned with a modular terminal block of the same shape, a separating disk must be used at voltages > 630 V.)
Nominal current	125 A

# UK 35-PE/N - Installation ground terminal block



3008054

<https://www.phoenixcontact.com/us/products/3008054>

Maximum load current	125 A (with 35 mm <sup>2</sup> conductor cross section)
Nominal voltage	630 V (When aligned with a modular terminal block of the same shape, a separating disk must be used at voltages > 630 V.)

## Dimensions

Width	30.1 mm
Height	50 mm
Depth on NS 32	67 mm
Depth on NS 35/7,5	62 mm
Depth on NS 35/15	69.5 mm

## Material specifications

Color	green-yellow-blue
Flammability rating according to UL 94	V0
Insulating material group	I
Insulating material	PA
Static insulating material application in cold	-60 °C
Temperature index of insulation material (DIN EN 60216-1 (VDE 0304-21))	125 °C
Relative insulation material temperature index (Elec., UL 746 B)	130 °C
Fire protection for rail vehicles (DIN EN 45545-2) R22	HL 1 - HL 3
Fire protection for rail vehicles (DIN EN 45545-2) R23	HL 1 - HL 3
Fire protection for rail vehicles (DIN EN 45545-2) R24	HL 1 - HL 3
Fire protection for rail vehicles (DIN EN 45545-2) R26	HL 1 - HL 3
Calorimetric heat release NFPA 130 (ASTM E 1354)	27,5 MJ/kg
Surface flammability NFPA 130 (ASTM E 162)	passed
Specific optical density of smoke NFPA 130 (ASTM E 662)	passed
Smoke gas toxicity NFPA 130 (SMP 800C)	passed

## Mechanical properties

### General

Terminal block mounting	2.5 Nm ... 3 Nm (PE foot with mounting screw, M5)
-------------------------	---

### Mechanical data

Open side panel	No
-----------------	----

## Environmental and real-life conditions

### Ambient conditions

Ambient temperature (operation)	-60 °C ... 105 °C (max. short-term operating temperature RTI Elec.)
Ambient temperature (storage/transport)	-25 °C ... 60 °C (for a short time, not exceeding 24 h, -60 °C to +70 °C)
Ambient temperature (assembly)	-5 °C ... 70 °C
Permissible humidity (storage/transport)	30 % ... 70 %

# UK 35-PE/N - Installation ground terminal block



3008054

<https://www.phoenixcontact.com/us/products/3008054>

## Standards and regulations

Connection in acc. with standard	IEC 60947-7-1/IEC 60947-7-2
----------------------------------	-----------------------------

## Mounting

Mounting type	NS 35/7,5
	NS 35/15
	NS 32
Terminal block mounting	2.5 Nm ... 3 Nm (PE foot with mounting screw, M5)

# UK 35-PE/N - Installation ground terminal block




3008054


<https://www.phoenixcontact.com/us/products/3008054>


## Approvals


To download certificates, visit the product detail page: <https://www.phoenixcontact.com/us/products/3008054>

 <b>CSA</b> Approval ID: 13631				
	Nominal voltage U <sub>N</sub>	Nominal current I <sub>N</sub>	Cross section AWG	Cross section mm <sup>2</sup>
	-	-	18 - 2	-

 <b>EAC</b> Approval ID: RU C-DE.AI30.B.01102				
---	--	--	--	--

 <b>RS</b> Approval ID: 22.44.01.00083.250				
--	--	--	--	--

 <b>cULus Recognized</b> Approval ID: E60425				
	Nominal voltage U <sub>N</sub>	Nominal current I <sub>N</sub>	Cross section AWG	Cross section mm <sup>2</sup>
Use group B				
	-	-	18 - 1/0	-
Use group C				
	-	-	18 - 1/0	-

 <b>EAC</b> Approval ID: RU C-DE.BL08.B.00534				
---	--	--	--	--

# UK 35-PE/N - Installation ground terminal block



3008054

<https://www.phoenixcontact.com/us/products/3008054>

## Classifications

### ECLASS

ECLASS-11.0	27141125
ECLASS-12.0	27141125
ECLASS-13.0	27250110

### ETIM

ETIM 8.0	EC001329
----------	----------

### UNSPSC

UNSPSC 21.0	39121400
-------------	----------

# UK 35-PE/N - Installation ground terminal block



3008054  
<https://www.phoenixcontact.com/us/products/3008054>

## Environmental product compliance

China RoHS	Environmentally friendly use period: unlimited = EFUP-e
	No hazardous substances above threshold values

Phoenix Contact 2023 © - all rights reserved  
<https://www.phoenixcontact.com>

Phoenix Contact USA  
586 Fulling Mill Road  
Middletown, PA 17057, United States  
(+717) 944-1300  
[info@phoenixcon.com](mailto:info@phoenixcon.com)