

# UP 4/ 1 GNYE - Plug



3045295

<https://www.phoenixcontact.com/us/products/3045295>

Please be informed that the data shown in this PDF document is generated from our online catalog. Please find the complete data in the user documentation. Our general terms of use for downloads are valid.



Plug, nom. voltage: 800 V, nominal current: 32 A, number of positions: 1, connection method: Screw connection, Rated cross section: 4 mm<sup>2</sup>, cross section: 0.2 mm<sup>2</sup>- 6 mm<sup>2</sup>, color: green-yellow

## Your advantages

- Screw actuation from the side
- Conductor connection from above
- The plug design enables space-saving potential distribution by using four-conductor terminal blocks with two slots

## Commercial data

Item number	3045295
Packing unit	1 pc
Minimum order quantity	50 pc
Sales key	BE01
Product key	BE1144
Catalog page	Page 336 (C-1-2019)
GTIN	4046356113441
Weight per piece (including packing)	5.112 g
Weight per piece (excluding packing)	5.112 g
Customs tariff number	85366990
Country of origin	TR

# UP 4/ 1 GNYE - Plug

3045295

<https://www.phoenixcontact.com/us/products/3045295>



## Technical data

### Product properties

Product type	Terminal plug
Number of positions	1
Pitch	6.2 mm
Potentials	1

### Insulation characteristics

Overvoltage category	III
Degree of pollution	3

### Electrical properties

Rated surge voltage	8 kV
---------------------	------

### Connection data

Nominal cross section	4 mm <sup>2</sup>
Screw thread	M3
Tightening torque	0.6 ... 0.8 Nm
Stripping length	9 mm
Internal cylindrical gage	A4
Connection in acc. with standard	IEC 61984
Conductor cross section rigid	0.2 mm <sup>2</sup> ... 6 mm <sup>2</sup>
Cross section AWG	24 ... 10 (converted acc. to IEC)
Conductor cross section flexible	0.2 mm <sup>2</sup> ... 6 mm <sup>2</sup>
Conductor cross section, flexible [AWG]	24 ... 10 (converted acc. to IEC)
Conductor cross-section flexible (ferrule without plastic sleeve)	0.25 mm <sup>2</sup> ... 4 mm <sup>2</sup>
Flexible conductor cross section (ferrule with plastic sleeve)	0.25 mm <sup>2</sup> ... 4 mm <sup>2</sup>
2 conductors with same cross section, solid	0.2 mm <sup>2</sup> ... 1.5 mm <sup>2</sup>
2 conductors with same cross section, flexible	0.2 mm <sup>2</sup> ... 1.5 mm <sup>2</sup>
2 conductors with same cross section, flexible, with ferrule without plastic sleeve	0.25 mm <sup>2</sup> ... 1.5 mm <sup>2</sup>
2 conductors with the same cross section, flexible, with TWIN ferrule with plastic sleeve	0.5 mm <sup>2</sup> ... 1.5 mm <sup>2</sup>
Nominal current	32 A
Maximum load current	32 A (with 6 mm <sup>2</sup> conductor cross section)
Nominal voltage	800 V
Nominal cross section	4 mm <sup>2</sup>

### Dimensions

Width	6.2 mm
Height	21 mm
Depth	41.2 mm
Length	21 mm
Pitch	6.2 mm

# UP 4/ 1 GNYE - Plug



3045295

<https://www.phoenixcontact.com/us/products/3045295>

## Material specifications

Color	green-yellow
Flammability rating according to UL 94	V0
Insulating material group	I
Insulating material	PA
Static insulating material application in cold	-60 °C
Temperature index of insulation material (DIN EN 60216-1 (VDE 0304-21))	130 °C
Relative insulation material temperature index (Elec., UL 746 B)	130 °C
Fire protection for rail vehicles (DIN EN 45545-2) R22	HL 1 - HL 3
Fire protection for rail vehicles (DIN EN 45545-2) R23	HL 1 - HL 3
Fire protection for rail vehicles (DIN EN 45545-2) R24	HL 1 - HL 3
Fire protection for rail vehicles (DIN EN 45545-2) R26	HL 1 - HL 3
Calorimetric heat release NFPA 130 (ASTM E 1354)	28 MJ/kg
Surface flammability NFPA 130 (ASTM E 162)	passed
Specific optical density of smoke NFPA 130 (ASTM E 662)	passed
Smoke gas toxicity NFPA 130 (SMP 800C)	passed

## Environmental and real-life conditions

### Ambient conditions

Ambient temperature (operation)	-60 °C ... 105 °C (max. short-term operating temperature RTI Elec.)
Ambient temperature (storage/transport)	-25 °C ... 60 °C (for a short time, not exceeding 24 h, -60 °C to +70 °C)
Ambient temperature (assembly)	-5 °C ... 70 °C
Ambient temperature (actuation)	-5 °C ... 70 °C
Permissible humidity (storage/transport)	30 % ... 70 %

## Standards and regulations

Connection in acc. with standard	IEC 61984
----------------------------------	-----------

# UP 4/ 1 GNYE - Plug


3045295

<https://www.phoenixcontact.com/us/products/3045295>





## Approvals


To download certificates, visit the product detail page: <https://www.phoenixcontact.com/us/products/3045295>

 <b>CSA</b> Approval ID: 13631				
	Nominal voltage $U_N$	Nominal current $I_N$	Cross section AWG	Cross section $\text{mm}^2$
Use group B	600 V	30 A	26 - 10	-
Use group C	600 V	30 A	26 - 10	-

 <b>IECEE CB Scheme</b> Approval ID: NL-34722_A1				
	Nominal voltage $U_N$	Nominal current $I_N$	Cross section AWG	Cross section $\text{mm}^2$
	800 V	32 A	-	-

 <b>EAC</b> Approval ID: RU C-DE.BL08.B.00511				
---	--	--	--	--

 <b>cULus Recognized</b> Approval ID: E60425				
	Nominal voltage $U_N$	Nominal current $I_N$	Cross section AWG	Cross section $\text{mm}^2$
Use group B	600 V	30 A	26 - 10	-
Multi-conductor connection	600 V	30 A	26 - 14	-
Use group C	600 V	30 A	26 - 10	-
Multi-conductor connection	600 V	30 A	26 - 14	-

 <b>KEMA-KEUR</b> Approval ID: 71-114072 REV.1				
	Nominal voltage $U_N$	Nominal current $I_N$	Cross section AWG	Cross section $\text{mm}^2$
	800 V	32 A	-	-

# UP 4/ 1 GNYE - Plug

3045295

<https://www.phoenixcontact.com/us/products/3045295>



## Classifications

### ECLASS

ECLASS-11.0	27141151
ECLASS-12.0	27141151
ECLASS-13.0	27250306

### ETIM

ETIM 8.0	EC002021
----------	----------

### UNSPSC

UNSPSC 21.0	39121400
-------------	----------

# UP 4/ 1 GNYE - Plug



3045295  
<https://www.phoenixcontact.com/us/products/3045295>

## Environmental product compliance

China RoHS	Environmentally friendly use period: unlimited = EFUP-e
	No hazardous substances above threshold values

Phoenix Contact 2023 © - all rights reserved  
<https://www.phoenixcontact.com>

Phoenix Contact USA  
586 Fulling Mill Road  
Middletown, PA 17057, United States  
(+717) 944-1300  
[info@phoenixcon.com](mailto:info@phoenixcon.com)