

REL-SR- 24DC/2X21/FG - Safety relays



2908777

<https://www.phoenixcontact.com/us/products/2908777>

Please be informed that the data shown in this PDF document is generated from our online catalog. Please find the complete data in the user documentation. Our general terms of use for downloads are valid.



Safety relay with force-guided contacts in accordance with DIN EN 61810-3, contact switching type: 2 changeover contacts. The requirements for type A in accordance with DIN EN 61810-3 are satisfied if the circuit is designed as 1 N/O contact / 1 N/C contact.

Commercial data

Item number	2908777
Packing unit	1 pc
Minimum order quantity	20 pc
Sales key	C460
Product key	CK6194
Catalog page	Page 339 (C-5-2019)
GTIN	4055626338651
Weight per piece (including packing)	19.45 g
Weight per piece (excluding packing)	19.45 g
Customs tariff number	85364900
Country of origin	CZ

Technical data

Product properties

Product type	Single relay
Application	Forcibly guided contacts
Operating mode	100% operating factor
Mechanical service life	approx. 10 ⁷ cycles
B _{10d}	600000 Cycles (AC1; 250 V / 6 A; 1 NO)
	900000 Cycles (AC1; 250 V / 3 A; 1 NO)
	1800000 Cycles (AC1; 250 V / 1,5 A; 1 NO)
	180000 Cycles (AC15; 250 V / 3 A; 1 NO)
	560000 Cycles (AC15; 250 V / 2 A; 1 NO)
	4600000 Cycles (AC15; 250 V / 0,75 A; 1 NO)
	360000 Cycles (DC13; 24 V / 3 A; 1 NO)
	740000 Cycles (DC13; 24 V / 1,5 A; 1 NO)
	4200000 Cycles (DC13; 24 V / 0,75 A; 1 NO)

Insulation characteristics

Insulation	Safe isolation, reinforced insulation
------------	---------------------------------------

Insulation characteristics: Air clearances and creepage distances between the power circuits

Insulation	Safe isolation, reinforced insulation
Overvoltage category	III
Pollution degree	2

Electrical properties

Maximum power dissipation for nominal condition	0.7 W
---	-------

Air clearances and creepage distances between the power circuits

Rated insulation voltage	250 V AC
Rated surge voltage	6 kV

Input data

Coil side

Nominal input voltage U _N	24 V DC
Input voltage range	19.2 V DC ... 26.4 V DC
Input voltage range in reference to U _N	see diagram
Drive and function	monostable
Drive (polarity)	non-polarized
Typical input current at U _N	29 mA
Typical response time	10 ms
Typical release time	4 ms

Output data

REL-SR- 24DC/2X21/FG - Safety relays



2908777

<https://www.phoenixcontact.com/us/products/2908777>

Switching

Contact switching type	2 changeover contacts, forcibly actuated
Type of switch contact	Single contact
Contact material	AgNi
Maximum switching voltage	250 V AC/DC
Minimum switching voltage	15 V
Limiting continuous current	6 A
Maximum inrush current	6 A
Min. switching current	10 mA (5 V)
Interrupting rating (ohmic load) max.	144 W (24 V DC)
	288 W (48 V DC)
	88 W (110 V DC)
	110 W (220 V DC)
	1500 VA (250 V AC)
Switching capacity min.	0.24 W
Switching capacity	2 A (24 V (DC13))
	3 A (230 V (AC15))
Motor load according to UL 508	10 LRA / 0,5 FLA

Connection data

Connection method	Plug / solder connection
-------------------	--------------------------

Dimensions

Width	12.6 mm
Height	29 mm
Depth	25.5 mm

Environmental and real-life conditions

Ambient conditions

Degree of protection	IP20
Ambient temperature (operation)	-25 °C ... 70 °C
Ambient temperature (storage/transport)	-25 °C ... 70 °C

Approvals

Corrosive gas test

Identification	ISA-S71.04. G3 Harsh Group
	EN 60068-2-60

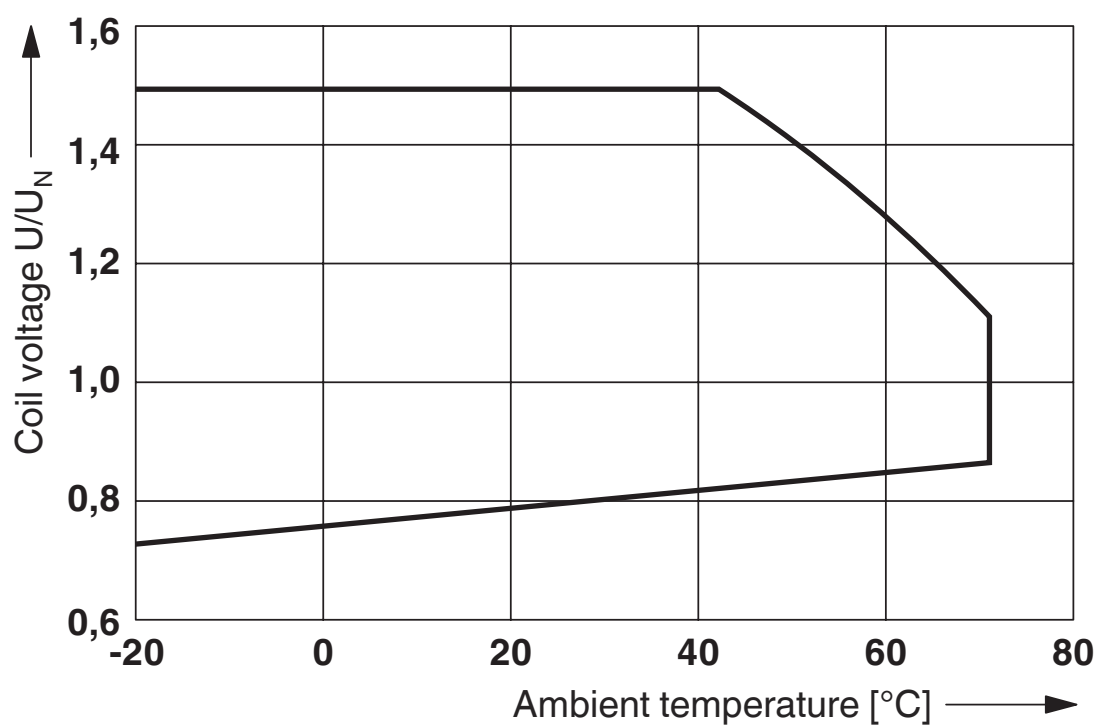
Standards and regulations

Air clearances and creepage distances between the power circuits

Standards/regulations	DIN EN 50178
	DIN EN 61810-3
	IEC 60664-1

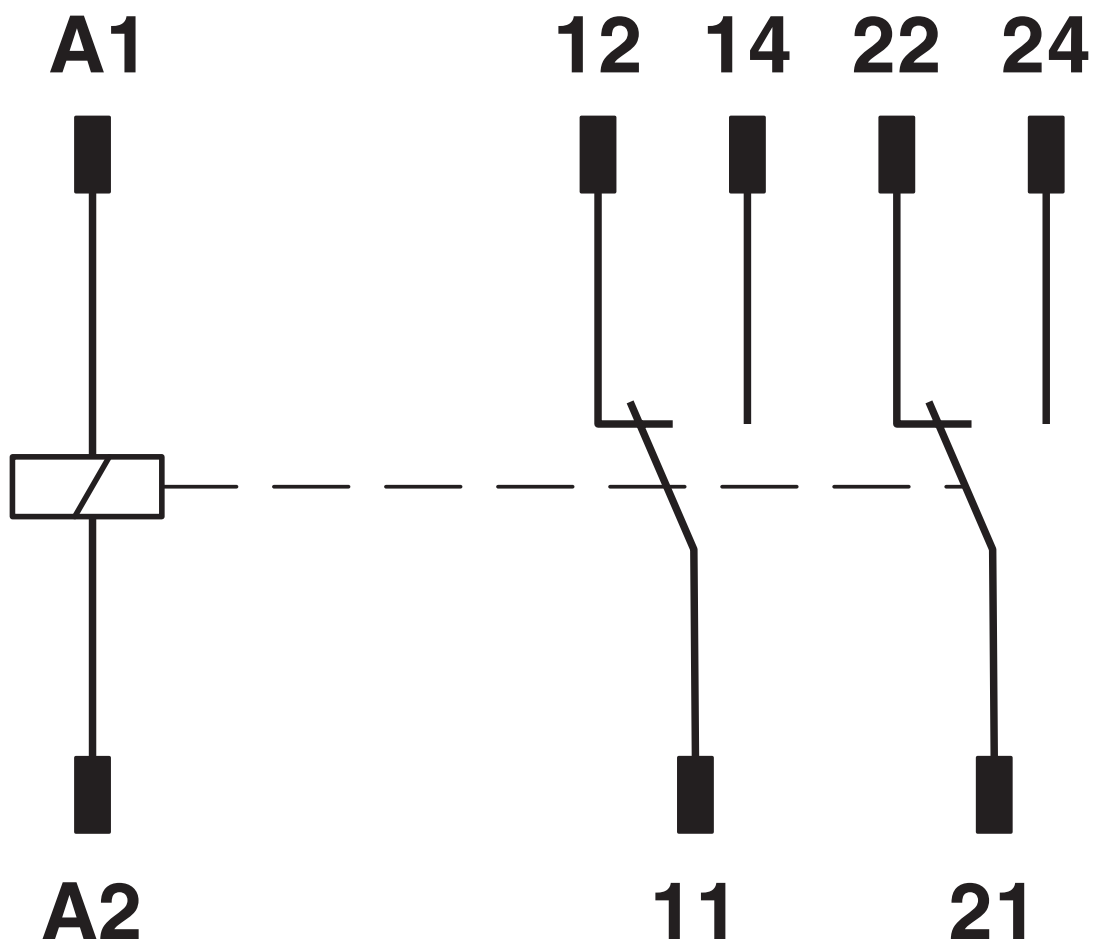
Drawings

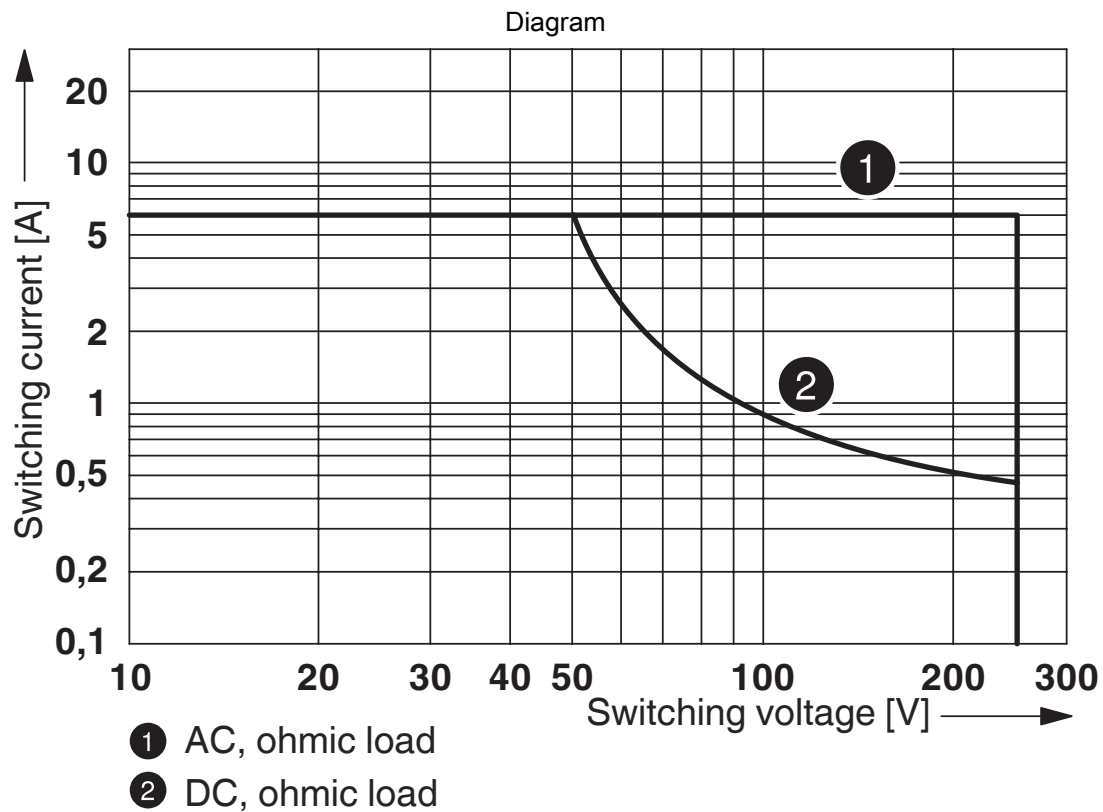
Diagram



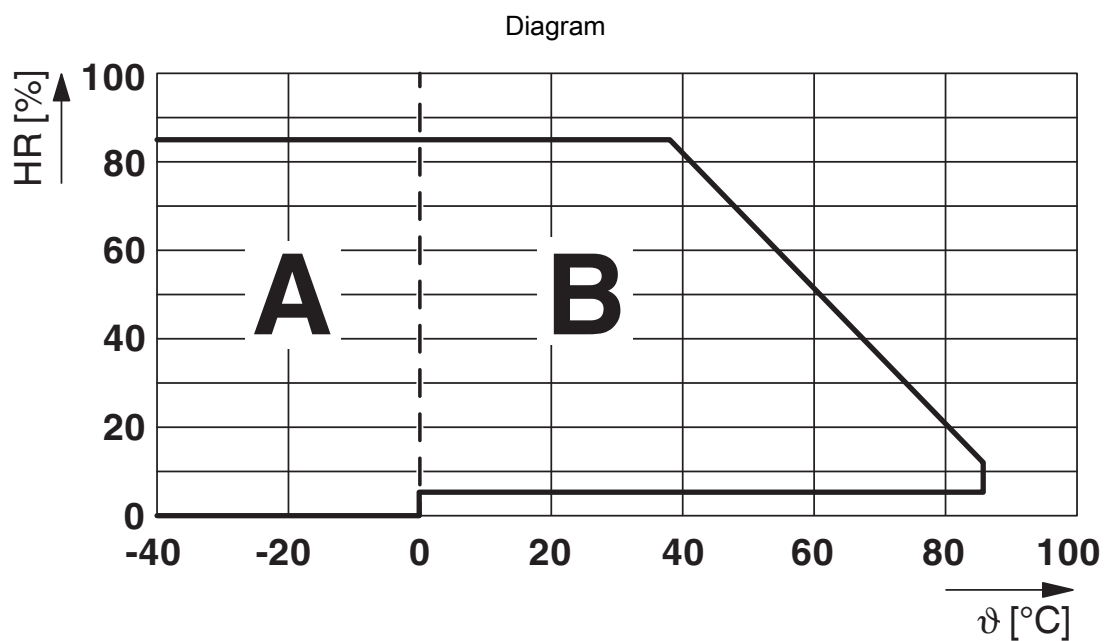
Operating voltage range

Circuit diagram





Interrupting rating



Permissible humidity for operation and storage.

The maximum permissible ambient temperature as specified in the data sheet must be observed.

Area A: Ice buildup at ambient temperatures $\leq 0^{\circ}\text{C}$ must be prevented

Area B: Condensation at ambient temperatures $> 0^{\circ}\text{C}$ must be prevented

On 30 full days that are naturally distributed across an entire year, a humidity level of 95% is permissible at an ambient temperature $\leq 25^{\circ}\text{C}$.

REL-SR- 24DC/2X21/FG - Safety relays




2908777


<https://www.phoenixcontact.com/us/products/2908777>

Approvals


To download certificates, visit the product detail page: <https://www.phoenixcontact.com/us/products/2908777>




cUL Recognized
Approval ID: FILE E 228652



UL Recognized
Approval ID: FILE E 228652



EAC
Approval ID: TR_TS_D_00573_c



EAC
Approval ID: RU*C-DE.*08.B.00010

cULus Recognized

REL-SR- 24DC/2X21/FG - Safety relays



2908777

<https://www.phoenixcontact.com/us/products/2908777>

Classifications

ECLASS

ECLASS-11.0	27371601
ECLASS-12.0	27371601
ECLASS-13.0	27371601

ETIM

ETIM 8.0	EC001437
----------	----------

UNSPSC

UNSPSC 21.0	39122300
-------------	----------

REL-SR- 24DC/2X21/FG - Safety relays



2908777

<https://www.phoenixcontact.com/us/products/2908777>

Environmental product compliance

China RoHS	Environmentally friendly use period: unlimited = EFUP-e
	No hazardous substances above threshold values

Phoenix Contact 2023 © - all rights reserved
<https://www.phoenixcontact.com>

Phoenix Contact USA
586 Fulling Mill Road
Middletown, PA 17057, United States
(+717) 944-1300
info@phoenixcon.com