

MINI MCR-SL-U-U - Signal conditioner



2864684

<https://www.phoenixcontact.com/us/products/2864684>

Please be informed that the data shown in this PDF document is generated from our online catalog. Please find the complete data in the user documentation. Our general terms of use for downloads are valid.



MCR 3-way isolating amplifier, for electrical isolation of analog signals, with screw connection, input signal: 0 ... 10 V/±10 V, output signal: 0 ... 10 V/±10 V

Product description

The 6.2 mm wide standard signal 3-way isolating amplifier MINI MCR-SL-U-U(-SP) is used for electrical isolation, amplification and filtering of standard signals.

On the input and output side, the analog standard signals 0...10 V or ±10 V are available, electrically isolated.

Power (19.2 V DC to 30 V DC) can be supplied through connection terminal blocks on the modules or in conjunction with the DIN rail connector.

Your advantages

- Power supply possible via the foot element (TBUS)
- Low power consumption
- Entry-level alternative to configurable signal conditioners
- Fixed signal combinations
- Highly-compact isolating amplifier for electrical isolation, conversion, amplification, and filtering of standard analog signals
- 3-way isolation

Commercial data

Item number	2864684
Packing unit	1 pc
Minimum order quantity	1 pc
Sales key	C403
Product key	CK1211
Catalog page	Page 97 (C-7-2015)
GTIN	4017918956387
Weight per piece (including packing)	86 g
Weight per piece (excluding packing)	70.7 g
Customs tariff number	85437090
Country of origin	DE

MINI MCR-SL-U-U - Signal conditioner



2864684

<https://www.phoenixcontact.com/us/products/2864684>

Technical data

Notes

Utilization restriction

EMC note	EMC: class A product, see manufacturer's declaration in the download area
----------	---

Product properties

Product type	Signal conditioner
Product family	MINI Analog
No. of channels	1

Insulation characteristics

Overvoltage category	II
Pollution degree	2

Electrical properties

No. of channels	1
Electrical isolation	Basic insulation in accordance with EN 61010
Electrical isolation between input and output	yes
Limit frequency (3 dB)	approx. 100 Hz
Maximum power dissipation for nominal condition	224 mW
Protective circuit	Transient protection
Signal transmission behavior	In = Out
Step response (10-90%)	approx. 3.2 ms
Maximum temperature coefficient	< 0.01 %/K
Temperature coefficient, typical	< 0.002 %/K
Maximum transmission error	≤ 0.1 % (of final value)

Electrical isolation Input/output/power supply

Rated insulation voltage	50 V AC/DC
Test voltage	1.5 kV AC (50 Hz, 60 s)

Supply

Nominal supply voltage	24 V DC
Supply voltage range	19.2 V DC ... 30 V DC (The DIN rail connector (ME 6,2 TBUS-2 1,5/5-ST-3,81 GN, item no. 2869728) can be used to bridge the supply voltage. It can be snapped onto a 35 mm DIN rail in accordance with EN 60715)
Max. current consumption	< 9 mA
Power consumption	< 200 mW (at 24 V DC)

Input data

Signal: Voltage

Number of inputs	1
------------------	---

MINI MCR-SL-U-U - Signal conditioner



2864684

<https://www.phoenixcontact.com/us/products/2864684>

Configurable/programmable	no
Voltage input signal	0 V ... 10 V
	-10 V ... 10 V
Max. voltage input signal	30 V
Input resistance of voltage input	approx. 100 k Ω

Output data

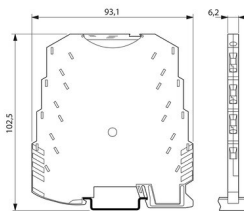
Signal: Voltage

Number of outputs	1
Configurable/programmable	no
Voltage output signal	0 V ... 10 V
	-10 V ... 10 V
Max. voltage output signal	12.5 V
Short-circuit current	approx. 2 mA
Load/output load voltage output	≥ 10 k Ω
Ripple	< 20 mV _{PP} (at 10 k Ω)

Connection data

Connection method	Screw connection
Stripping length	12 mm
Screw thread	M3
Conductor cross section rigid	0.2 mm ² ... 2.5 mm ²
Conductor cross section flexible	0.2 mm ² ... 2.5 mm ²
Conductor cross section AWG	26 ... 12

Dimensions

Dimensional drawing	
Width	6.2 mm
Height	93.1 mm
Depth	101.2 mm

Material specifications

Fire protection for rail vehicles (DIN EN 45545-2) R22	HL 1 - HL 2
Fire protection for rail vehicles (DIN EN 45545-2) R23	HL 1 - HL 2
Fire protection for rail vehicles (DIN EN 45545-2) R24	HL 1 - HL 2
Housing material	PBT

Environmental and real-life conditions

MINI MCR-SL-U-U - Signal conditioner



2864684

<https://www.phoenixcontact.com/us/products/2864684>

Ambient conditions

Degree of protection	IP20
Ambient temperature (operation)	-20 °C ... 65 °C
Ambient temperature (storage/transport)	-40 °C ... 85 °C
Altitude	≤ 2000 m
Permissible humidity (operation)	5 % ... 95 % (non-condensing)

Approvals

CE

Certificate	CE-compliant
-------------	--------------

UKCA

Certificate	UKCA-compliant
-------------	----------------

UL, USA/Canada

Identification	UL 508 Recognized
	Class I, Div. 2, Groups A, B, C, D T5

Shipbuilding approval

Certificate	DNV GL TAA000020N
-------------	-------------------

DNV GL data

Temperature	B
Humidity	B
Vibration	B
EMC	A
Enclosure	Required protection according to the Rules shall be provided upon installation on board

EMC data

Noise immunity	EN 61000-6-2
Note	When being exposed to interference, there may be minimal deviations.
Electromagnetic compatibility	Conformance with EMC directive
Noise emission	EN 61000-6-4

Electrostatic discharge

Standards/regulations	EN 61000-4-2
-----------------------	--------------

Electrostatic discharge

Comments	Safety measures must be taken to prevent electrostatic discharge.
----------	---

Electromagnetic HF field

Designation	Electromagnetic RF field
Standards/regulations	EN 61000-4-3
Typical deviation from the measuring range final value	15 %

MINI MCR-SL-U-U - Signal conditioner



2864684

<https://www.phoenixcontact.com/us/products/2864684>

Fast transients (burst)

Designation	Fast transients (burst)
Standards/regulations	EN 61000-4-4
Typical deviation from the measuring range final value	15 %

Surge current load (surge)

Standards/regulations	EN 61000-4-5
-----------------------	--------------

Surge current load (surge)

Comments	Criterion B
----------	-------------

Conducted interference

Designation	Conducted interferences
Standards/regulations	EN 61000-4-6
Typical deviation from the measuring range final value	15 %

Standards and regulations

Electrical isolation	Basic insulation in accordance with EN 61010
----------------------	--

Mounting

Mounting type	DIN rail mounting
Assembly instructions	The DIN rail connector can be used for bridging the supply voltage. It can be snapped onto a 35 mm EN 60715 DIN rail.
Mounting position	any

MINI MCR-SL-U-U - Signal conditioner

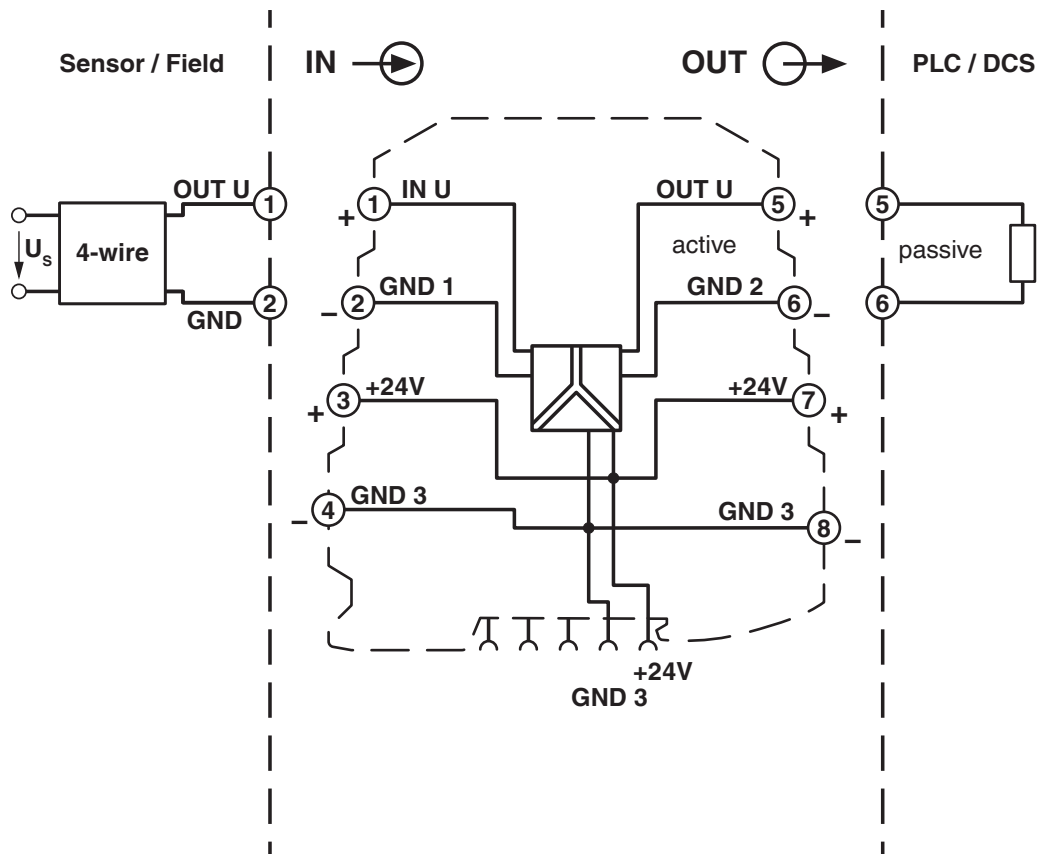
2864684

<https://www.phoenixcontact.com/us/products/2864684>



Drawings

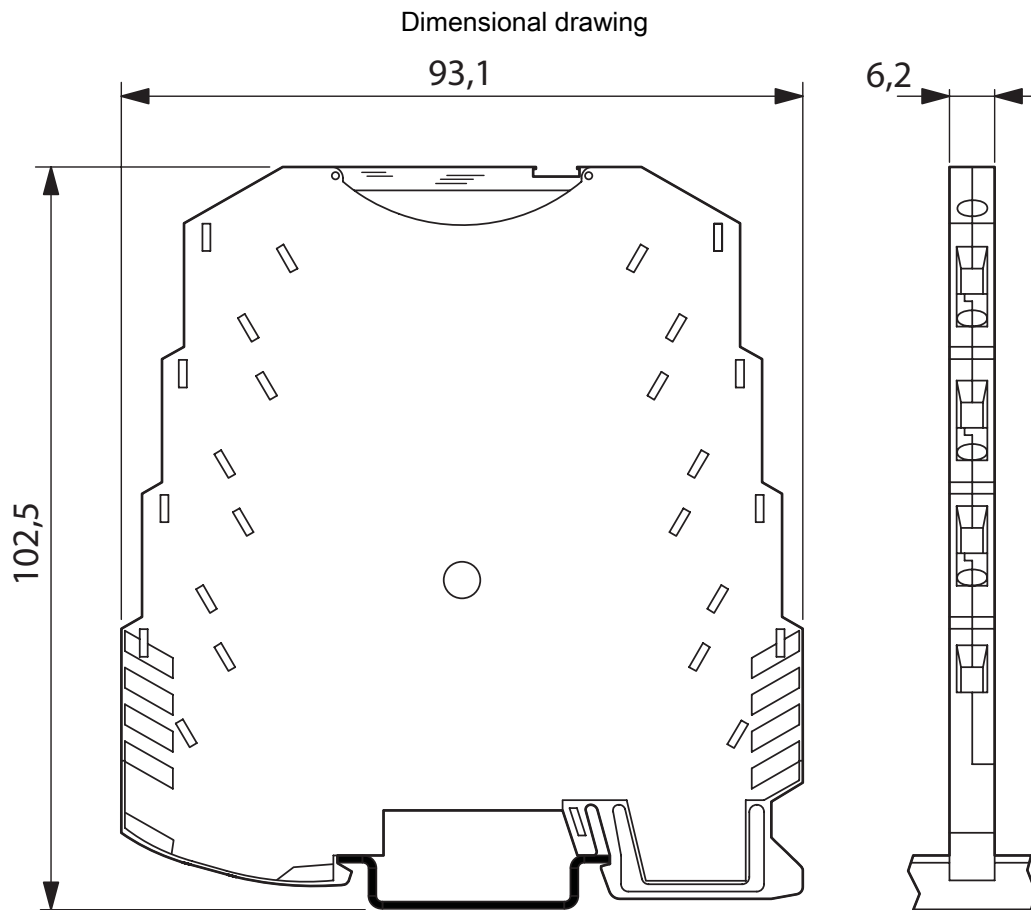
Block diagram



MINI MCR-SL-U-U - Signal conditioner

2864684

<https://www.phoenixcontact.com/us/products/2864684>



MINI MCR-SL-U-U - Signal conditioner



2864684


<https://www.phoenixcontact.com/us/products/2864684>

Approvals


To download certificates, visit the product detail page: <https://www.phoenixcontact.com/us/products/2864684>




cUL Recognized
Approval ID: FILE E 238705




UL Recognized
Approval ID: FILE E 238705



DNV GL
Approval ID: TAA000020N



cUL Listed
Approval ID: FILE E 199827



UL Listed
Approval ID: FILE E 199827

cULus Recognized

cULus Listed

MINI MCR-SL-U-U - Signal conditioner

2864684

<https://www.phoenixcontact.com/us/products/2864684>



Classifications

ECLASS

ECLASS-11.0	27210120
ECLASS-12.0	27210120
ECLASS-13.0	27210120

ETIM

ETIM 8.0	EC002653
----------	----------

UNSPSC

UNSPSC 21.0	39121000
-------------	----------

MINI MCR-SL-U-U - Signal conditioner

2864684

<https://www.phoenixcontact.com/us/products/2864684>



Environmental product compliance

REACH SVHC	Lead 7439-92-1
China RoHS	Environmentally Friendly Use Period = 50 years
	For information on hazardous substances, refer to the manufacturer's declaration available under "Downloads"

MINI MCR-SL-U-U - Signal conditioner

2864684

<https://www.phoenixcontact.com/us/products/2864684>




Accessories

ME 6,2 TBUS-2 1,5/5-ST-3,81 GN - DIN rail bus connectors

2869728

<https://www.phoenixcontact.com/us/products/2869728>

DIN rail connector for DIN rail mounting. Universal for TBUS housing. Gold-plated contacts, 5-pos.



TC-D37SUB-AIO16-M-PS-UNI - Module carrier

2902934

<https://www.phoenixcontact.com/us/products/2902934>

Universal termination carrier for connecting 16 MINI Analog signal conditioners to digital or analog I/O cards, via D-SUB connector, 37-pos. (1:1 connection), with HART multiplexer connection



MINI MCR-SL-U-U - Signal conditioner

2864684

<https://www.phoenixcontact.com/us/products/2864684>



TC-D37SUB-ADIO16-M-P-UNI - Module carrier

2902933

<https://www.phoenixcontact.com/us/products/2902933>



Universal termination carrier for connecting 16 MINI Analog signal conditioners to digital or analog I/O cards, via D-SUB connector, 37-pos. (1:1 connection)

MINI MCR DKL - Transparent cover

2308111

<https://www.phoenixcontact.com/us/products/2308111>



Fold up transparent cover for MINI MCR modules with additional labeling option using insert strips and flat Zack marker strip 6.2 mm

MINI MCR-SL-U-U - Signal conditioner

2864684

<https://www.phoenixcontact.com/us/products/2864684>



MINI MCR-DKL-LABEL - Marking label

2810272

<https://www.phoenixcontact.com/us/products/2810272>

Label for extended marking of MINI MCR modules in connection with the MINI MCR-DKL



MINI MCR-SL-PTB - Power terminal block

2864134

<https://www.phoenixcontact.com/us/products/2864134>

MCR power terminal block for supplying several MINI Analog modules via the DIN rail connector, with screw connection, maximum current consumption of up to 2 A



MINI MCR-SL-U-U - Signal conditioner

2864684

<https://www.phoenixcontact.com/us/products/2864684>



QUINT4-SYS-PS/1AC/24DC/2.5/SC - Power supply unit

2904614

<https://www.phoenixcontact.com/us/products/2904614>



Primary-switched power supply, QUINT POWER, screw connection, DIN rail mounting, supply of devices possible via the TBUS DIN rail connector, protective coating, input: single-phase, output: 24 V DC/2.5 A

SZS 0,6X3,5 - Screwdriver

1205053

<https://www.phoenixcontact.com/us/products/1205053>



Actuation tool, for ST terminal blocks, insulated, also suitable for use as a bladed screwdriver, size: 0.6 x 3.5 x 100 mm, 2-component grip, with non-slip grip

Phoenix Contact 2023 © - all rights reserved
<https://www.phoenixcontact.com>

Phoenix Contact USA
586 Fulling Mill Road
Middletown, PA 17057, United States
(+717) 944-1300
info@phoenixcon.com