

ME 22,5 UT/FE BUS/10 BK - Mounting base housing



2854254

<https://www.phoenixcontact.com/us/products/2854254>

Please be informed that the data shown in this PDF document is generated from our online catalog. Please find the complete data in the user documentation. Our general terms of use for downloads are valid.



DIN rail housing, Lower housing part with metal foot catch, with FE contact, tall design, with vents, width: 22.6 mm, height: 99 mm, depth: 107.3 mm, color: black (9005), cross connection: integrated bus connector, number of positions cross connector: 10, Bus connector: 10 parallel contacts

Your advantages

- Tool-free mounting
- Available in overall widths from 12.5 mm to 90 mm, modular extension possible
- Flammability rating V0 in accordance with UL 94
- Variety of connection technology
- Can be mounted on the DIN rail
- With integrated or DIN-rail-mountable bus connector as an option

Commercial data

Item number	2854254
Packing unit	1 pc
Minimum order quantity	10 pc
Sales key	AC08
Product key	ACHAAB
GTIN	4017918461362
Weight per piece (including packing)	55.64 g
Weight per piece (excluding packing)	56.25 g
Customs tariff number	85369010
Country of origin	DE

ME 22,5 UT/FE BUS/10 BK - Mounting base housing



2854254

<https://www.phoenixcontact.com/us/products/2854254>

Technical data

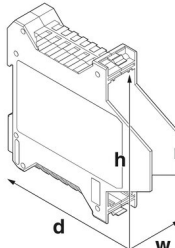
Notes

General	Refer to the data sheet for the range in the download area.
General	Material of contact pads for bus connector, galvanic gold (hard gold)

Product properties

Type	Lower housing parts with vents, housing cover necessary to complete the module
Product type	Enclosure bottom part
Product family	ME UT FE BUS
Number of positions	16
	4
	24
Type	Lower housing part with metal foot catch, with FE contact, tall design
Housing type	DIN rail housing
Ventilation openings present	yes
Housing series	ME

Dimensions

Dimensional drawing	
Width	22.6 mm
Height	99 mm
Depth	107.3 mm
Depth from top edge of DIN rail	100.7 mm
Depth from top edge of DIN rail to support point on upper part	68.5 mm

PCB design

PCB thickness	1.4 mm ... 1.8 mm
---------------	-------------------

Material specifications

Color	black (9005)
Flammability rating according to UL 94	V0
CTI according to IEC 60112	600
Surface characteristics	untreated
Housing material	Polyamide

Environmental and real-life conditions

Power dissipation single housing for 20 °C

Ambient temperature	20 °C
Reduction factor	1
Mounting position	vertical
Power dissipation	6.1 W

Power dissipation single housing for 30 °C

Ambient temperature	30 °C
Reduction factor	0.91
Mounting position	vertical
Power dissipation	5.5 W

Power dissipation single housing for 40 °C

Ambient temperature	40 °C
Reduction factor	0.81
Mounting position	vertical
Power dissipation	4.9 W

Power dissipation single housing for 50 °C

Ambient temperature	50 °C
Reduction factor	0.7
Mounting position	vertical
Power dissipation	4.3 W

Power dissipation single housing for 60 °C

Ambient temperature	60 °C
Reduction factor	0.57
Mounting position	vertical
Power dissipation	3.5 W

Power dissipation single housing for 70 °C

Ambient temperature	70 °C
Reduction factor	0.49
Mounting position	vertical
Power dissipation	3.1 W

Vibration test

Specification	IEC 60068-2-6:2007-12
Frequency	10 - 150 - 10 Hz
Sweep speed	1 octave/min
Amplitude	0.15 mm (10 Hz ... 58.1 Hz)
Acceleration	2g (58.1 Hz ... 150 Hz)
Test duration per axis	2.5 h
Test directions	X-, Y- and Z-axis

ME 22,5 UT/FE BUS/10 BK - Mounting base housing



2854254

<https://www.phoenixcontact.com/us/products/2854254>

Glow-wire test

Specification	IEC 60695-2-11:2014-02
Temperature	850 °C
Time of exposure	30 s

Thermal stability / ball thrust test

Specification	IEC 60695-10-2:2014-02
Temperature	125 °C
Test duration	1 h
Force	20 N

Mechanical strength / tumbling barrel

Specification	IEC 60998-1:2002-12
Height of fall	50 cm
Frequency	10

Shocks

Specification	IEC 60068-2-27:2008-02
Pulse shape	Half-sine
Acceleration	15g
Shock duration	11 ms
Number of shocks per direction	3
Test directions	X-, Y- and Z-axis (pos. and neg.)

Degree of protection (IP code)

Specification	IEC 60529:1989-11 + AMD 1:1999-11 + AMD 2:2013-08
---------------	---

Ambient conditions

Max. IP code to attain	IP20
Ambient temperature (operation)	-40 °C ... 105 °C (depending on power dissipation)
Ambient temperature (storage/transport)	-40 °C ... 55 °C
Ambient temperature (assembly)	-5 °C ... 100 °C
Relative humidity (storage/transport)	80 %

PCB data

Number of PCB holders	1
Type of PCB mount	Insertion (optional latching by PCB stop)
Thickness of the PCB	1.4 mm ... 1.8 mm

Mounting

Mounting type	DIN rail mounting
Mounting position	Vertical (horizontal DIN rail)

Packaging specifications

Type of packaging	packed in cardboard
Outer packaging type	Carton

ME 22,5 UT/FE BUS/10 BK - Mounting base housing





2854254

<https://www.phoenixcontact.com/us/products/2854254>

Approvals

To download certificates, visit the product detail page: <https://www.phoenixcontact.com/us/products/2854254>

 cUL Recognized Approval ID: FILE E 60425				
	Nominal voltage U_N	Nominal current I_N	Cross section AWG	Cross section mm^2
Use group B				
	300 V	8 A	-	-
Use group D				
	300 V	8 A	-	-

 UL Recognized Approval ID: FILE E 60425				
	Nominal voltage U_N	Nominal current I_N	Cross section AWG	Cross section mm^2
Use group B				
	300 V	8 A	-	-
Use group D				
	300 V	8 A	-	-

cULus Recognized				
-------------------------	--	--	--	--

ME 22,5 UT/FE BUS/10 BK - Mounting base housing



2854254

<https://www.phoenixcontact.com/us/products/2854254>

Classifications

ECLASS

ECLASS-11.0	27182702
ECLASS-13.0	27190601

ETIM

ETIM 8.0	EC001031
----------	----------

UNSPSC

UNSPSC 21.0	31261500
-------------	----------

2854254
<https://www.phoenixcontact.com/us/products/2854254>

Environmental product compliance

China RoHS	Environmentally friendly use period: unlimited = EFUP-e
	No hazardous substances above threshold values

Phoenix Contact 2023 © - all rights reserved
<https://www.phoenixcontact.com>

Phoenix Contact USA
586 Fulling Mill Road
Middletown, PA 17057, United States
(+717) 944-1300
info@phoenixcon.com