

TRK 10 GY - Transformer terminal block



2703017

<https://www.phoenixcontact.com/us/products/2703017>

Please be informed that the data shown in this PDF document is generated from our online catalog. Please find the complete data in the user documentation. Our general terms of use for downloads are valid.



Transformer terminal block, connection method: Screw connection, length: 36.7 mm, width: 18.6 mm, height: 35.1 mm, color: gray

Commercial data

Item number	2703017
Packing unit	1 pc
Minimum order quantity	50 pc
Sales key	AA18
Product key	AARAAG
GTIN	4017918061067
Weight per piece (including packing)	25.913 g
Weight per piece (excluding packing)	25.913 g
Customs tariff number	85369010
Country of origin	GR

TRK 10 GY - Transformer terminal block



2703017

<https://www.phoenixcontact.com/us/products/2703017>

Technical data

Notes

General	For transformers on ships, saltwater-proof DIN rails must be used according to the regulations of Germanic Lloyd. This requirement is fulfilled by all rail designs.
General	When selecting the type of connection on safety transformers in acc. with IEC 742/EN 60742/DIN VDE 0551-1, please observe: - When safety transformers are used as self-contained devices, only screw connections are permitted for the external connections. - When installing safety transformers, the specifications of the respective devices must be observed.

Product properties

Product type	Distributor terminal block
Number of positions	1
Number of connections	2
Number of rows	1

Insulation characteristics

Overvoltage category	III
Degree of pollution	3

Electrical properties

Maximum load current	57 A (with 10 mm ² cross section)
Rated insulation voltage	800 V
Rated surge voltage	8 kV

Connection data

Maximum load current	57 A (with 10 mm ² cross section)
Screw thread	M5
Tightening torque	4 ... 4.5 Nm
Stripping length	16 mm
	16 mm
Internal cylindrical gage	A4
Connection in acc. with standard	IEC / EN
Conductor cross section rigid	2.5 mm ² ... 10 mm ²
Cross section AWG	14 ... 8 (converted acc. to IEC)
Conductor cross section flexible	4 mm ² ... 10 mm ²
Conductor cross-section flexible (ferrule without plastic sleeve)	2.5 mm ² ... 6 mm ²
Flexible conductor cross section (ferrule with plastic sleeve)	2.5 mm ² ... 6 mm ²
2 conductors with same cross section, solid	2.5 mm ² ... 10 mm ²
2 conductors with same cross section, flexible	4 mm ² ... 10 mm ²
2 conductors with same cross section, flexible, with ferrule without plastic sleeve	2.5 mm ² ... 6 mm ²
2 conductors with the same cross section, flexible, with TWIN	1.5 mm ² ... 4 mm ²

TRK 10 GY - Transformer terminal block

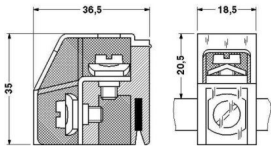


2703017

<https://www.phoenixcontact.com/us/products/2703017>

ferrule with plastic sleeve	
Nominal current	32 A
Maximum load current	57 A
Nominal voltage	voltage data only possible in conjunction with transformer

Dimensions

Dimensional drawing	
Width	18.6 mm
Height	35.1 mm
Length	36.7 mm

Material specifications

Color	gray
Flammability rating according to UL 94	V0
Insulating material group	I
Insulating material	PA
Temperature index of insulation material (DIN EN 60216-1 (VDE 0304-21))	125 °C
Relative insulation material temperature index (Elec., UL 746 B)	130 °C

Electrical tests

Surge voltage test

Test voltage setpoint	9.8 kV
Result	Test passed

Temperature-rise test

Requirement temperature-rise test	Increase in temperature ≤ 45 K
Result	Test passed
Short-time withstand current 10 mm ²	1.2 kA
Result	Test passed

Power-frequency withstand voltage

Test voltage setpoint	2 kV
Result	Test passed

Mechanical tests

Mechanical strength

TRK 10 GY - Transformer terminal block



2703017

<https://www.phoenixcontact.com/us/products/2703017>

Result	Test passed
Test for conductor damage and slackening	
Rotation speed	10 rpm
Revolutions	135
Conductor cross section/weight	2.5 mm ² / 0.7 kg
	4 mm ² / 0.9 kg
	10 mm ² / 2 kg
Result	Test passed

Environmental and real-life conditions

Needle-flame test

Time of exposure	30 s
Result	Test passed

Oscillation/broadband noise

Specification	DIN EN 50155 (VDE 0115-200):2008-03
Spectrum	Service life test category 1, class B, body mounted
Frequency	$f_1 = 5 \text{ Hz}$ to $f_2 = 150 \text{ Hz}$
ASD level	0.02g ² /Hz
Acceleration	0.8g
Test duration per axis	5 h
Test directions	X-, Y- and Z-axis
Result	Test passed

Shocks

Specification	DIN EN 50155 (VDE 0115-200):2008-03
Pulse shape	Half-sine
Acceleration	5g
Shock duration	30 ms
Number of shocks per direction	3
Test directions	X-, Y- and Z-axis (pos. and neg.)
Result	Test passed

Standards and regulations

Connection in acc. with standard	IEC / EN
----------------------------------	----------

Mounting

Mounting type	DIN rail
---------------	----------

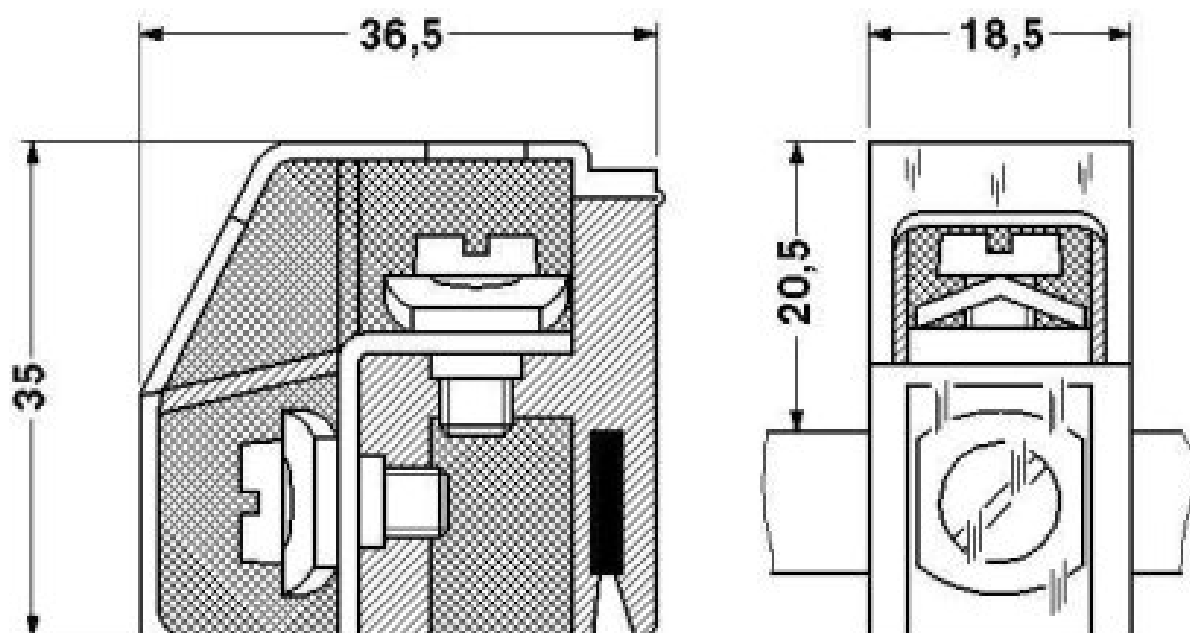
TRK 10 GY - Transformer terminal block

2703017

<https://www.phoenixcontact.com/us/products/2703017>

Drawings

Dimensional drawing



TRK 10 GY - Transformer terminal block





2703017


<https://www.phoenixcontact.com/us/products/2703017>


Approvals

To download certificates, visit the product detail page: <https://www.phoenixcontact.com/us/products/2703017>

 CSA Approval ID: 13631				
	Nominal voltage U_N	Nominal current I_N	Cross section AWG	Cross section mm^2
Use group B				
	600 V	35 A	14 - 8	-
Use group C				
	600 V	35 A	14 - 8	-

 cUL Recognized Approval ID: FILE E 60425				
	Nominal voltage U_N	Nominal current I_N	Cross section AWG	Cross section mm^2
Use group B				
	600 V	55 A	10 - 6	-
Use group C				
	600 V	55 A	10 - 6	-

 UL Recognized Approval ID: FILE E 60425				
	Nominal voltage U_N	Nominal current I_N	Cross section AWG	Cross section mm^2
Use group B				
	600 V	55 A	10 - 6	-
Use group C				
	600 V	55 A	10 - 6	-

 EAC Approval ID: B.01687				
--	--	--	--	--

cULus Recognized

TRK 10 GY - Transformer terminal block



2703017

<https://www.phoenixcontact.com/us/products/2703017>

Classifications

ECLASS

ECLASS-11.0	27141110
ECLASS-13.0	27141110
ECLASS-12.0	27141110

ETIM

ETIM 7.0	EC000398
----------	----------

UNSPSC

UNSPSC 21.0	39121410
-------------	----------

TRK 10 GY - Transformer terminal block



2703017
<https://www.phoenixcontact.com/us/products/2703017>

Environmental product compliance

China RoHS	Environmentally friendly use period: unlimited = EFUP-e
	No hazardous substances above threshold values

Phoenix Contact 2023 © - all rights reserved
<https://www.phoenixcontact.com>

Phoenix Contact USA
586 Fulling Mill Road
Middletown, PA 17057, United States
(+717) 944-1300
info@phoenixcon.com