

TRK 4-FS GY - Transformer terminal block



2702021

<https://www.phoenixcontact.com/us/products/2702021>

Please be informed that the data shown in this PDF document is generated from our online catalog. Please find the complete data in the user documentation. Our general terms of use for downloads are valid.



Transformer terminal block, connection method: Screw/Slip-on connection, length: 27.6 mm, width: 13 mm, height: 19 mm, color: gray

Commercial data

Item number	2702021
Packing unit	1 pc
Minimum order quantity	50 pc
Sales key	AA18
Product key	AARAAF
GTIN	4017918060527
Weight per piece (including packing)	6.69 g
Weight per piece (excluding packing)	6.65 g
Customs tariff number	85369010
Country of origin	GR

Technical data

Notes

General	For transformers on ships, saltwater-proof DIN rails must be used according to the regulations of Germanic Lloyd. This requirement is fulfilled by all rail designs.
General	When selecting the type of connection on safety transformers in acc. with IEC 742/EN 60742/DIN VDE 0551-1, please observe: - When safety transformers are used as self-contained devices, only screw connections are permitted for the external connections. - When installing safety transformers, the specifications of the respective devices must be observed.

Product properties

Product type	Distributor terminal block
Number of positions	1
Number of connections	2
Number of rows	1

Insulation characteristics

Overvoltage category	III
Degree of pollution	3

Electrical properties

Maximum load current	16 A (with 4 mm ² cross section)
Rated insulation voltage	800 V
Rated surge voltage	8 kV

Connection data

Maximum load current	16 A (with 4 mm ² cross section)
Screw thread	M4
Tightening torque	1.5 ... 1.8 Nm
Stripping length	11 mm
	11 mm
Internal cylindrical gage	A3
Spade connection	6.3/2.8 x 0.8 mm
Connection in acc. with standard	IEC / EN
Conductor cross section rigid	0.75 mm ² ... 4 mm ²
Cross section AWG	18 ... 12 (converted acc. to IEC)
Conductor cross section flexible	1 mm ² ... 4 mm ²
Conductor cross-section flexible (ferrule without plastic sleeve)	0.75 mm ² ... 2.5 mm ²
Flexible conductor cross section (ferrule with plastic sleeve)	0.75 mm ² ... 2.5 mm ²
2 conductors with same cross section, solid	0.75 mm ² ... 4 mm ²
2 conductors with same cross section, flexible	1 mm ² ... 4 mm ²
2 conductors with same cross section, flexible, with ferrule without plastic sleeve	0.75 mm ² ... 2.5 mm ²

TRK 4-FS GY - Transformer terminal block

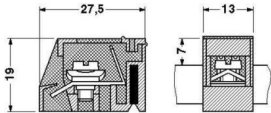


2702021

<https://www.phoenixcontact.com/us/products/2702021>

2 conductors with the same cross section, flexible, with TWIN ferrule with plastic sleeve	0.5 mm² ... 1.5 mm²
Nominal current	16 A
Maximum load current	16 A
Nominal voltage	voltage data only possible in conjunction with transformer

Dimensions

Dimensional drawing	
Width	13 mm
Height	19 mm
Length	27.6 mm

Material specifications

Color	gray
Flammability rating according to UL 94	V2
Insulating material group	I
Insulating material	PA

Standards and regulations

Connection in acc. with standard	IEC / EN
----------------------------------	----------

Mounting

Mounting type	DIN rail
---------------	----------

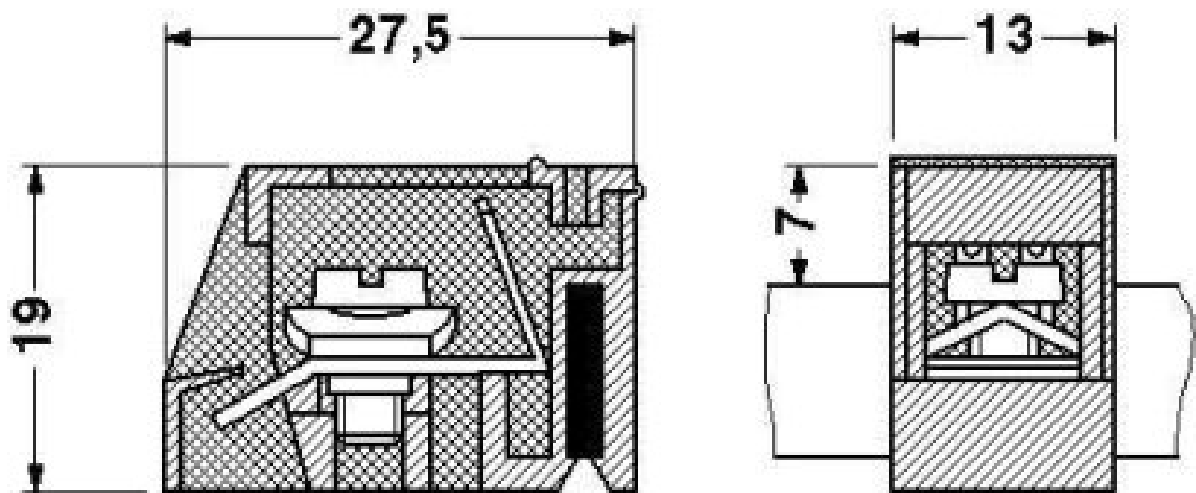
TRK 4-FS GY - Transformer terminal block

2702021

<https://www.phoenixcontact.com/us/products/2702021>

Drawings

Dimensional drawing



TRK 4-FS GY - Transformer terminal block





2702021


<https://www.phoenixcontact.com/us/products/2702021>


Approvals

To download certificates, visit the product detail page: <https://www.phoenixcontact.com/us/products/2702021>

 CSA Approval ID: 13631				
	Nominal voltage U_N	Nominal current I_N	Cross section AWG	Cross section mm^2
Use group B				
	300 V	30 A	18 - 12	-
Use group C				
	300 V	30 A	18 - 12	-

 cUL Recognized Approval ID: FILE E 60425				
	Nominal voltage U_N	Nominal current I_N	Cross section AWG	Cross section mm^2
Use group B				
	600 V	30 A	16 - 10	-
Use group C				
	600 V	30 A	16 - 10	-

 UL Recognized Approval ID: FILE E 60425				
	Nominal voltage U_N	Nominal current I_N	Cross section AWG	Cross section mm^2
Use group B				
	600 V	30 A	16 - 10	-
Use group C				
	600 V	30 A	16 - 10	-

 EAC Approval ID: B.01687				
--	--	--	--	--

cULus Recognized

TRK 4-FS GY - Transformer terminal block



2702021

<https://www.phoenixcontact.com/us/products/2702021>

Classifications

ECLASS

ECLASS-11.0	27141110
ECLASS-13.0	27141110
ECLASS-12.0	27141110

ETIM

ETIM 7.0	EC000398
----------	----------

UNSPSC

UNSPSC 21.0	39121410
-------------	----------

TRK 4-FS GY - Transformer terminal block



2702021
<https://www.phoenixcontact.com/us/products/2702021>

Environmental product compliance

China RoHS	Environmentally friendly use period: unlimited = EFUP-e
	No hazardous substances above threshold values

Phoenix Contact 2023 © - all rights reserved
<https://www.phoenixcontact.com>

Phoenix Contact USA
586 Fulling Mill Road
Middletown, PA 17057, United States
(+717) 944-1300
info@phoenixcon.com