

# ANT-DIR-2459-01 - Antenna



2701186

<https://www.phoenixcontact.com/us/products/2701186>

Please be informed that the data shown in this PDF document is generated from our online catalog. Please find the complete data in the user documentation. Our general terms of use for downloads are valid.

Directional antenna for wall or mast mounting, 2.4 GHz / 5 GHz, gain: 9 dBi, degree of protection: IP67, shockproof: IK06, saltwater-resistant, connection: N (female), incl. mounting bracket and mast clamps, ATEX and IECEx approval



## Your advantages

- Ideally suited for stationary or linear mobile applications with 2.4 GHz or 5 GHz
- For use in potentially explosive areas
- Salt water resistant
- Impact-resistant housing (IK08)

## Commercial data

Item number	2701186
Packing unit	1 pc
Minimum order quantity	1 pc
Sales key	DN23
Product key	DNN2Z1
Catalog page	Page 389 (C-6-2019)
GTIN	4046356717182
Weight per piece (including packing)	433 g
Weight per piece (excluding packing)	210 g
Customs tariff number	85177100
Country of origin	PL

## Technical data

### Notes

#### Utilization restriction

CCCex note	Use in potentially explosive areas is not permitted in China.
------------	---

### Product properties

Product type	Antenna
Radiation characteristics	Directional
Gain	9 dBi
Vertical beamwidth	55 ° (2.4 GHz ... 2.5 GHz)
	55 ° (5.1 GHz ... 5.9 GHz)
Horizontal beamwidth	75 ° (2.4 GHz ... 2.5 GHz)
	55 ° (5.1 GHz ... 5.9 GHz)
Polarization	Linear vertical

### Electrical properties

Frequency band	2.4 GHz
	5 GHz
Frequency range	2.4 GHz ... 2.5 GHz
	5.15 GHz ... 5.83 GHz
Impedance	50 Ω
Maximum capacity	10.00 W

### Connection data

#### Connection technology

Connection method	N (female)
Outside diameter	25 mm ... 85 mm (Mast)

### Ex data

#### Safety data

Input voltage $U_i$	30 V
Input current $I_i$	600 mA
Input power $P_i$	≤ 1 W (30 dB)
Max. internal inductance $L_i$	negligible
Capacitance $C_i$	negligible

### Dimensions

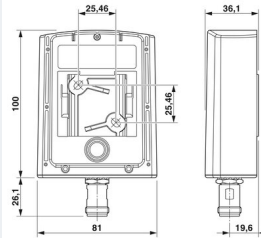
# ANT-DIR-2459-01 - Antenna

2701186

<https://www.phoenixcontact.com/us/products/2701186>



## Dimensional drawing



Width	80 mm
Height	100 mm
Length	35 mm

## External dimensions

Outside diameter	25 mm ... 85 mm (Mast)
------------------	------------------------

## Material specifications

Material	Lexan EXL 9330
	V2A
	V2A

## Cable/line

Connecting cable	No
Other resistance	salt water resistant

## Environmental and real-life conditions

### Ambient conditions

Degree of protection	IP67
Ambient temperature (operation)	-40 °C ... 75 °C
Ambient temperature (storage/transport)	-40 °C ... 85 °C
Wind velocity	220 km/h

## Approvals

### Electronic devices in rail vehicles

Shock (operation)	In accordance with EN 50125-3, positioning profile: "away from the rails"
Vibration (operation)	In accordance with EN 50125-3, positioning profile: "away from the rails"

## Standards and regulations

Other resistance	salt water resistant
Standards/specifications	EN 60079-0
	EN 60079-11
	EN 60079-26
Standards/specifications	EN 50155
Note	Railway application

# ANT-DIR-2459-01 - Antenna



2701186

<https://www.phoenixcontact.com/us/products/2701186>

Standards/specifications	EN 45545-2
	NFPA 130
	BS 6853
Note	Fire protection on railway vehicles

## Mounting

Mounting type	Wall mounting
	Mast mounting
Assembly instructions	Outdoors and indoors
Connection method	N (female)

# ANT-DIR-2459-01 - Antenna

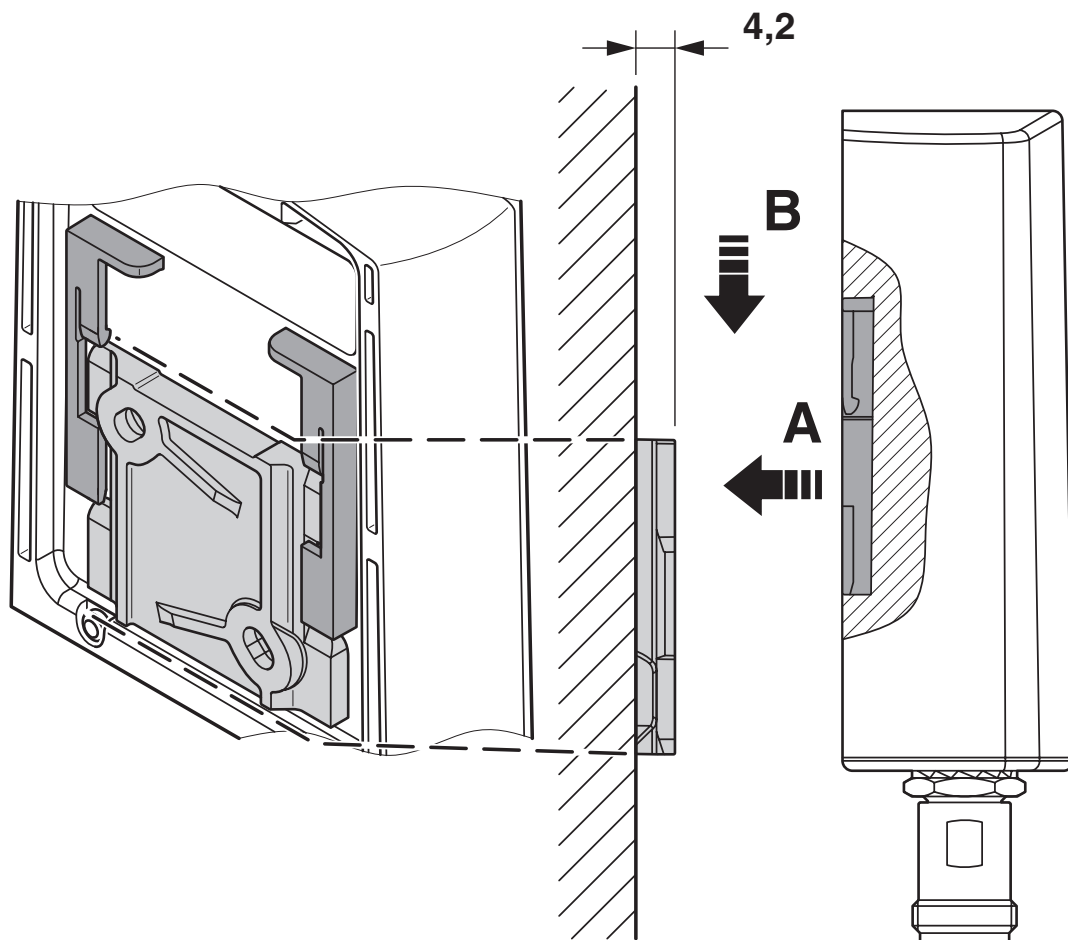
2701186

<https://www.phoenixcontact.com/us/products/2701186>



## Drawings

Schematic diagram



Wall mounting

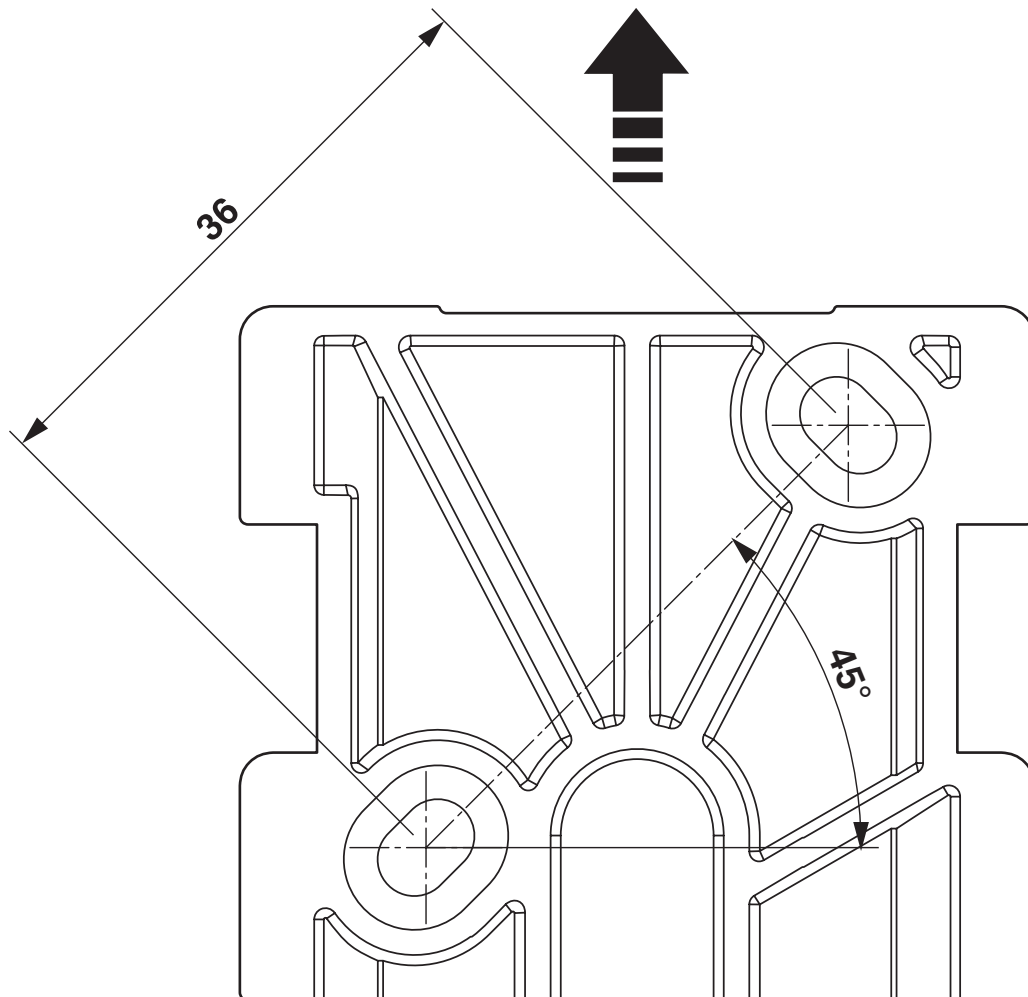
# ANT-DIR-2459-01 - Antenna

2701186

<https://www.phoenixcontact.com/us/products/2701186>



Dimensional drawing



Mounting panel

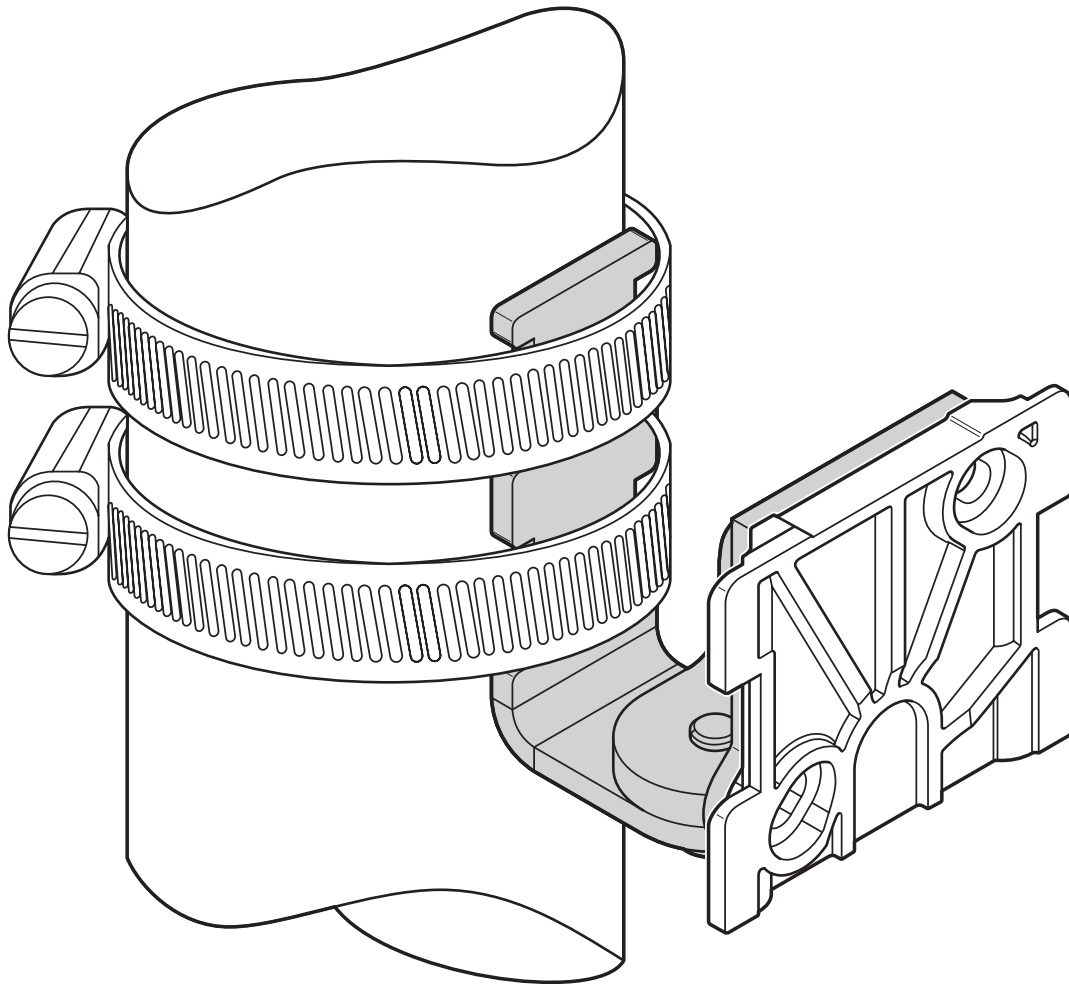
# ANT-DIR-2459-01 - Antenna

2701186

<https://www.phoenixcontact.com/us/products/2701186>



Schematic diagram



Mast mounting

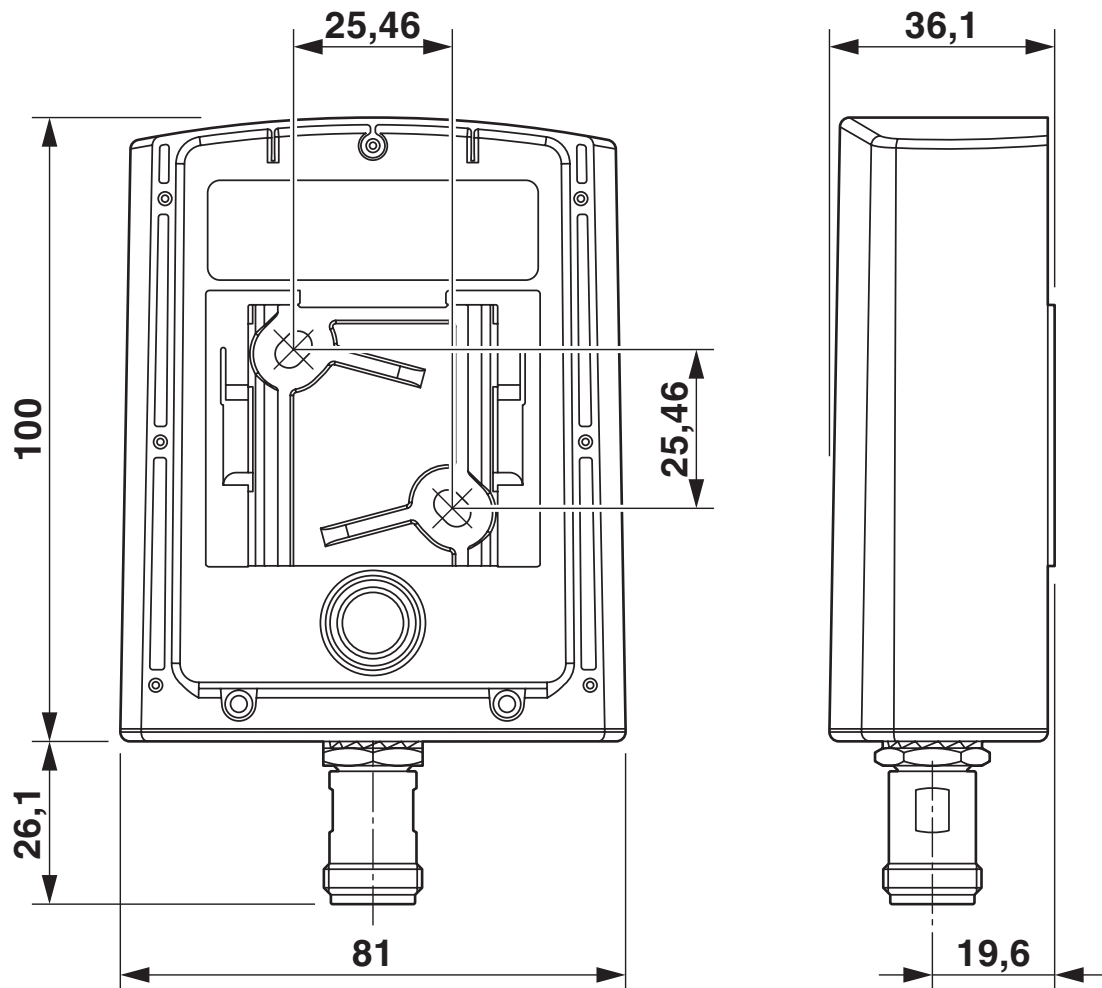
# ANT-DIR-2459-01 - Antenna

2701186

<https://www.phoenixcontact.com/us/products/2701186>



Dimensional drawing





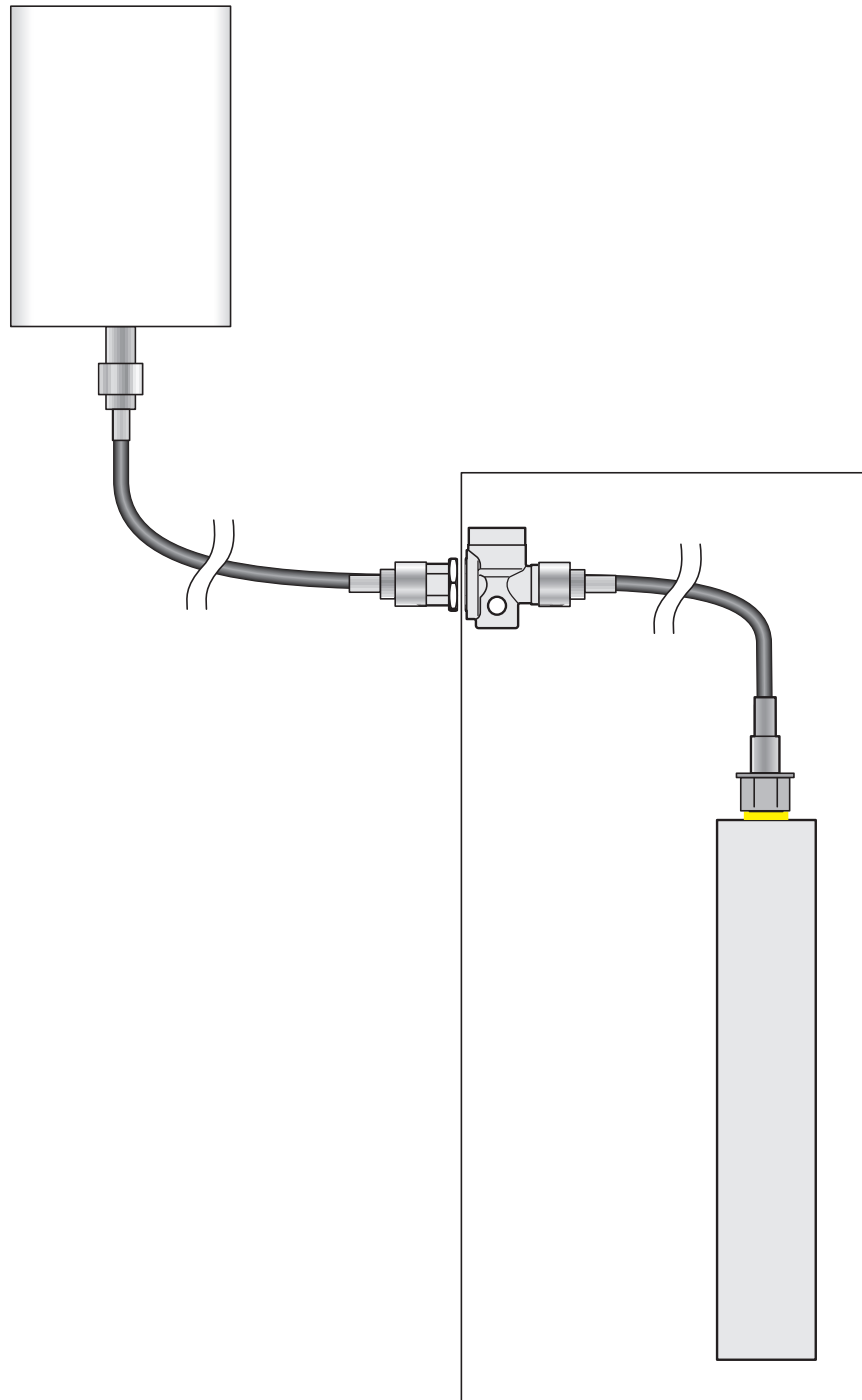
# ANT-DIR-2459-01 - Antenna

2701186

<https://www.phoenixcontact.com/us/products/2701186>



Schematic diagram



Installation example

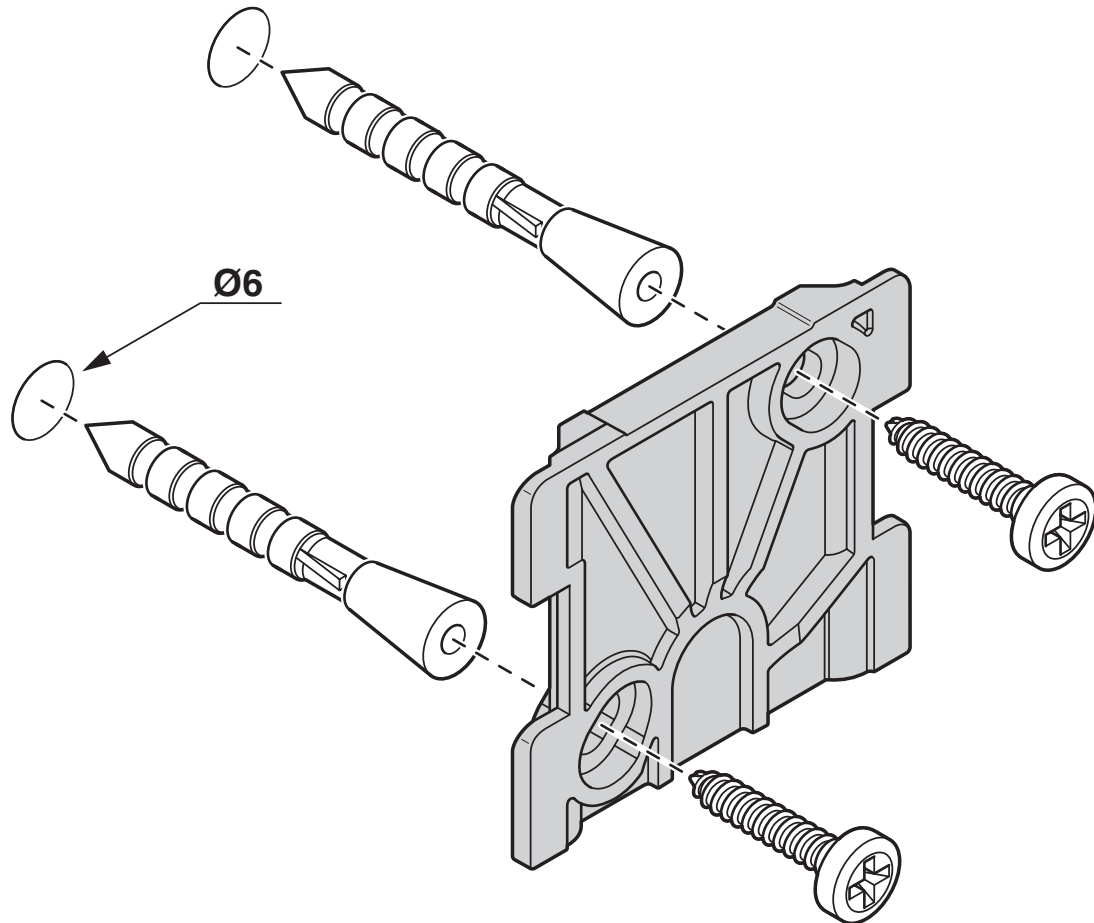
# ANT-DIR-2459-01 - Antenna

2701186

<https://www.phoenixcontact.com/us/products/2701186>



Schematic diagram



Mounting panel

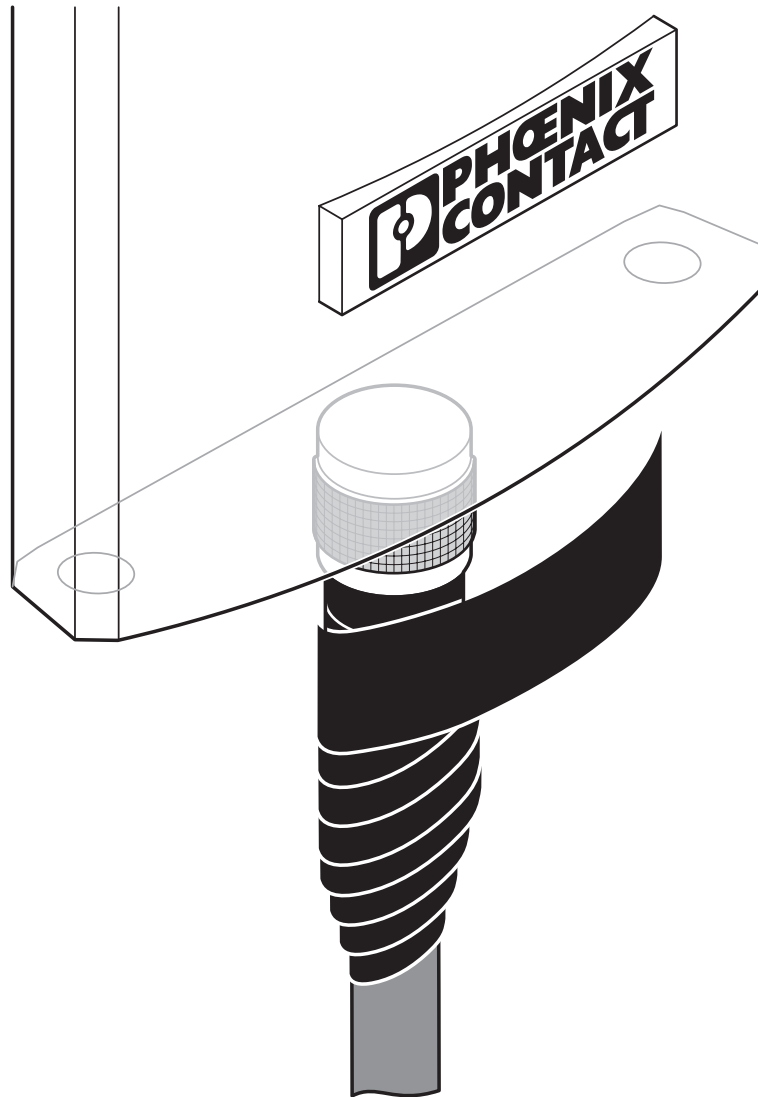
# ANT-DIR-2459-01 - Antenna

2701186

<https://www.phoenixcontact.com/us/products/2701186>



Schematic diagram



Sealing tape available as an accessory

# ANT-DIR-2459-01 - Antenna

2701186

<https://www.phoenixcontact.com/us/products/2701186>



## Approvals

To download certificates, visit the product detail page: <https://www.phoenixcontact.com/us/products/2701186>



**IECEx**

Approval ID: IECEx IBE 14.0039X



**ATEX**

Approval ID: IBExU 14 ATEX 1116 X

Classifications

ECLASS

ECLASS-11.0	19070105
ECLASS-12.0	19070105
ECLASS-13.0	19070105

ETIM

ETIM 8.0	EC001698
----------	----------

UNSPSC

UNSPSC 21.0	43223100
-------------	----------

Environmental product compliance

REACH SVHC	Lead 7439-92-1
China RoHS	Environmentally Friendly Use Period = 25;
	For information on hazardous substances, refer to the manufacturer's declaration available under "Downloads"

Phoenix Contact 2023 © - all rights reserved  
<https://www.phoenixcontact.com>

Phoenix Contact USA  
586 Fulling Mill Road  
Middletown, PA 17057, United States  
(+717) 944-1300  
[info@phoenixcon.com](mailto:info@phoenixcon.com)