

# HSCP-SP 1,5-1U6-7035 - Printed-circuit board connector



2202234

<https://www.phoenixcontact.com/us/products/2202234>

Please be informed that the data shown in this PDF document is generated from our online catalog. Please find the complete data in the user documentation. Our general terms of use for downloads are valid.



PCB connector, nominal cross section: 1.5 mm<sup>2</sup>, color: light grey, nominal current: 8 A, rated voltage (III/2): 160 V, contact surface: Tin, contact connection type: Socket, number of potentials: 6, number of rows: 2, number of positions: 6, number of connections: 6, product range: HSCP-SP 1,5-..., pitch: 3.45 mm, connection method: Push-in spring connection, conductor/PCB connection direction: 0 °, locking clip: - Locking clip, plug-in system: HSC 1,5, locking: without, mounting: without, type of packaging: packed in cardboard, Color of the spring lever: orange

## Your advantages

- Time saving push-in connection, tools not required
- Defined contact force ensures that contact remains stable over the long term
- Intuitive use through colour coded actuation lever
- Operation and conductor connection from one direction enable integration into front of device
- Quick and convenient testing using integrated test option
- User-friendly front connection plug for high contact densities

## Commercial data

Item number	2202234
Packing unit	1 pc
Minimum order quantity	50 pc
Sales key	AC15
Product key	ACHECB
GTIN	4055626023090
Weight per piece (including packing)	3.82 g
Weight per piece (excluding packing)	3.82 g
Customs tariff number	85366990
Country of origin	PL

# HSCP-SP 1,5-1U6-7035 - Printed-circuit board connector



2202234

<https://www.phoenixcontact.com/us/products/2202234>

## Technical data

### Product properties

Product type	PCB connector
Product family	HSCP-SP 1,5-..
Number of positions	6
Pitch	3.45 mm
Number of connections	6
Number of rows	2
Number of potentials	6

### Electrical properties

Nominal current $I_N$	8 A
Nominal voltage $U_N$	160 V
Degree of pollution	3
Rated voltage (III/3)	63 V
Rated surge voltage (III/3)	2.5 kV
Rated voltage (III/2)	160 V
Rated surge voltage (III/2)	2.5 kV
Rated voltage (II/2)	160 V
Rated surge voltage (II/2)	2.5 kV

### Connection data

#### Connection technology

Connector system	HSC 1,5
Nominal cross section	1.5 mm <sup>2</sup>
Contact connection type	Socket

#### Interlock

Locking type	without
Mounting flange	without

#### Conductor connection

Connection method	Push-in spring connection
Conductor/PCB connection direction	0 °
Conductor cross section rigid	0.2 mm <sup>2</sup> ... 1.5 mm <sup>2</sup>
Conductor cross section flexible	0.2 mm <sup>2</sup> ... 1.5 mm <sup>2</sup>
Conductor cross section AWG	24 ... 16
Conductor cross section flexible, with ferrule without plastic sleeve	0.25 mm <sup>2</sup> ... 1.5 mm <sup>2</sup>
Conductor cross section, flexible, with ferrule, with plastic sleeve	0.25 mm <sup>2</sup> ... 1 mm <sup>2</sup>
Cylindrical gauge a x b / diameter	2.4 mm x 1.5 mm / -
Stripping length	8 mm

Specifications for ferrules without insulating collar

# HSCP-SP 1,5-1U6-7035 - Printed-circuit board connector



2202234

<https://www.phoenixcontact.com/us/products/2202234>

recommended crimping tool	1212034 CRIMPFOX 6
ferrules without insulating collar, according to DIN 46228-1	Cross section: 0.25 mm <sup>2</sup> ; Length: 8 mm ... 10 mm
	Cross section: 0.34 mm <sup>2</sup> ; Length: 8 mm ... 10 mm
	Cross section: 0.5 mm <sup>2</sup> ; Length: 8 mm ... 10 mm
	Cross section: 0.75 mm <sup>2</sup> ; Length: 8 mm ... 10 mm
	Cross section: 1 mm <sup>2</sup> ; Length: 8 mm ... 10 mm
	Cross section: 1.5 mm <sup>2</sup> ; Length: 10 mm

## Specifications for ferrules with insulating collar

recommended crimping tool	1212034 CRIMPFOX 6
ferrules with insulating collar, according to DIN 46228-4	Cross section: 0.25 mm <sup>2</sup> ; Length: 8 mm ... 10 mm
	Cross section: 0.34 mm <sup>2</sup> ; Length: 8 mm ... 10 mm
	Cross section: 0.5 mm <sup>2</sup> ; Length: 10 mm
	Cross section: 0.75 mm <sup>2</sup> ; Length: 10 mm
	Cross section: 1 mm <sup>2</sup> ; Length: 10 mm

## Material specifications

### Material data - contact

Note	WEEE/RoHS-compliant, free of whiskers according to IEC 60068-2-82/JEDEC JESD 201
Contact material	Cu alloy
Surface characteristics	Tin-plated

### Material data - housing

Color (Housing)	light grey (7035)
Insulating material	PA
Insulating material group	I
CTI according to IEC 60112	600
Flammability rating according to UL 94	V0
Glow wire flammability index GWFI according to EN 60695-2-12	850
Glow wire ignition temperature GWIT according to EN 60695-2-13	775
Temperature for the ball pressure test according to EN 60695-10-2	125 °C

### Material data – actuating element

Color (Actuating element)	deep orange (2011)
Insulating material	PBT
Insulating material group	IIIa
CTI according to IEC 60112	275
Flammability rating according to UL 94	V0

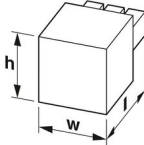
## Dimensions

# HSCP-SP 1,5-1U6-7035 - Printed-circuit board connector



2202234

<https://www.phoenixcontact.com/us/products/2202234>

Dimensional drawing	
Pitch	3.45 mm
Width [w]	18.8 mm
Height [h]	10.9 mm
Length [l]	21.6 mm

## Mounting

Connection method	Push-in technology
-------------------	--------------------

## Processing notes

Moisture Sensitive Level	MSL 1
Classification temperature $T_c$	260 °C
Solder cycles in the reflow	3

## Notes

Assembly instruction:	Refer to the data sheet for the range in the download area.
-----------------------	---

## Safety note

Safety note	<p>WARNING: The connectors may not be plugged in or disconnected under load. Ignoring the warning or improper use may damage persons and/or property.</p> <ul style="list-style-type: none"><li>• WARNING: Commission properly functioning products only. The products must be regularly inspected for damage. Decommission defective products immediately. Replace damaged products. Repairs are not possible.</li><li>• WARNING: Only electrically qualified personnel may install and operate the product. They must observe the following safety notes. The qualified personnel must be familiar with the basics of electrical engineering. They must be able to recognize and prevent danger. The relevant symbol on the packaging indicates that only personnel familiar with electrical engineering are allowed to install and operate the product.</li><li>• The item is intended to be an unencapsulated plug for installation in a housing.</li><li>• Operate the connector only when it is fully plugged in.</li></ul>
-------------	---

## Environmental and real-life conditions

### Ambient conditions

Ambient temperature (operation)	-40 °C ... 105 °C (dependent on the derating curve)
Ambient temperature (storage/transport)	-40 °C ... 55 °C
Relative humidity (storage/transport)	30 % ... 70 %
Ambient temperature (assembly)	-5 °C ... 100 °C

## Electrical tests

# HSCP-SP 1,5-1U6-7035 - Printed-circuit board connector



2202234

<https://www.phoenixcontact.com/us/products/2202234>

## Air clearances and creepage distances |

Specification	IEC 60664-1:2007-04
Insulating material group	I
Comparative tracking index (IEC 60112)	CTI 600
Rated insulation voltage (III/3)	63 V
Rated surge voltage (III/3)	2.5 kV
minimum clearance value - non-homogenous field (III/3)	1.5 mm
minimum creepage distance (III/3)	1.6 mm
Rated insulation voltage (III/2)	160 V
Rated surge voltage (III/2)	2.5 kV
minimum clearance value - non-homogenous field (III/2)	1.5 mm
minimum creepage distance (III/2)	1.6 mm
Rated insulation voltage (II/2)	160 V
Rated surge voltage (II/2)	2.5 kV
minimum clearance value - non-homogenous field (II/2)	1.5 mm
minimum creepage distance (II/2)	1.6 mm

## Packaging specifications

Type of packaging	packed in cardboard
Outer packaging type	Carton

# HSCP-SP 1,5-1U6-7035 - Printed-circuit board connector

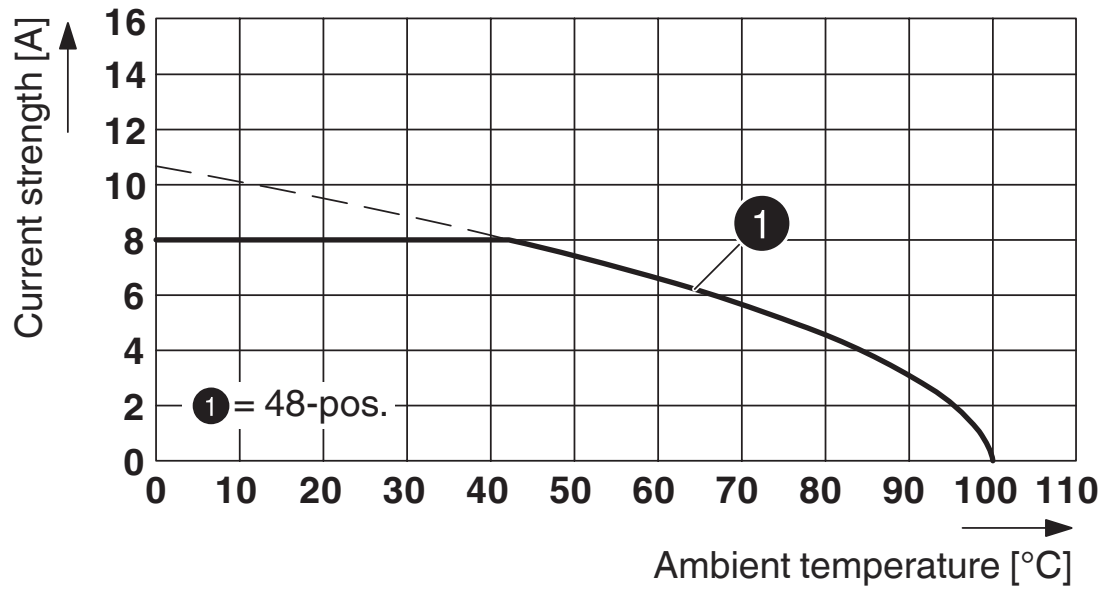


2202234

<https://www.phoenixcontact.com/us/products/2202234>

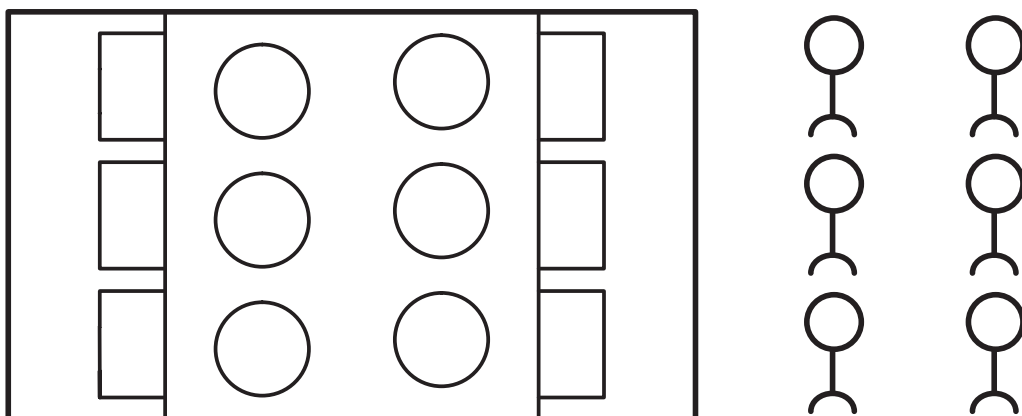
## Drawings

Diagram



Type: HSCP-SP 1,5-... with HSCH 1,5-...U/... THR 9005

Schematic diagram

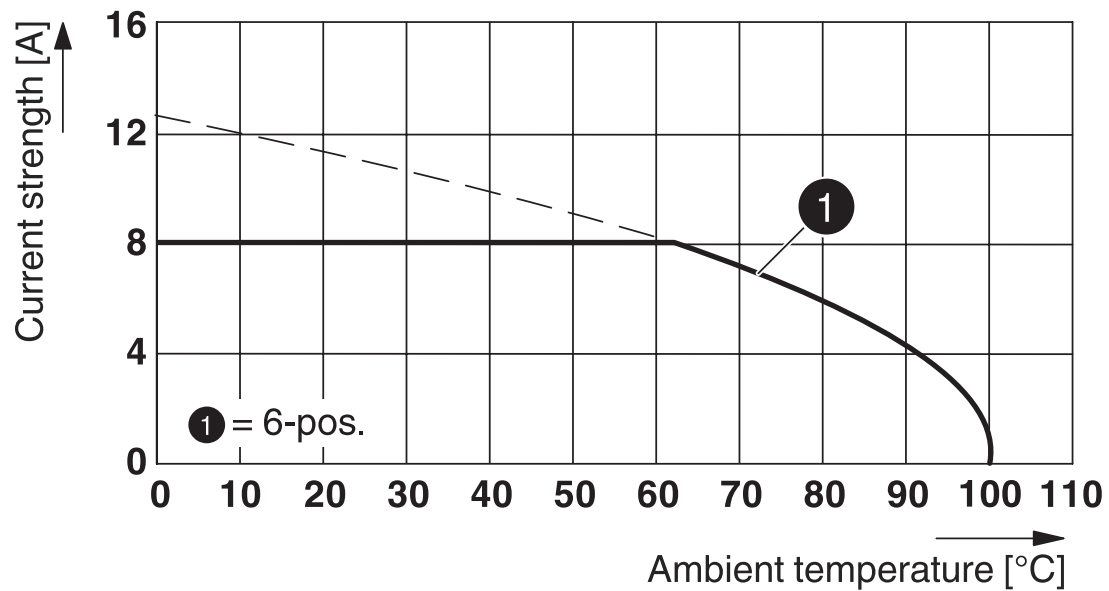


# HSCP-SP 1,5-1U6-7035 - Printed-circuit board connector

2202234

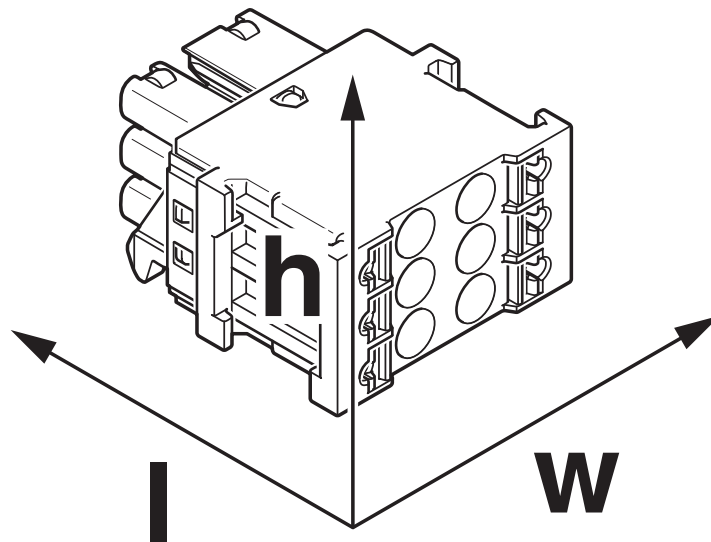
<https://www.phoenixcontact.com/us/products/2202234>

Diagram



Type: HSCP-SP 1,5-1U/ 6 7035 with HSCH 1,5-2U/12 9005

Schematic diagram



# HSCP-SP 1,5-1U6-7035 - Printed-circuit board connector




2202234


<https://www.phoenixcontact.com/us/products/2202234>


## Approvals

To download certificates, visit the product detail page: <https://www.phoenixcontact.com/us/products/2202234>

	IECEE CB Scheme			
	Approval ID: DE1-58502			
	Nominal voltage $U_N$	Nominal current $I_N$	Cross section AWG	Cross section $\text{mm}^2$
	320 V	8 A	-	0.2 - 1.5

	EAC			
	Approval ID: B.01687			

	cULus Recognized			
	Approval ID: E60425-20150613			
	Nominal voltage $U_N$	Nominal current $I_N$	Cross section AWG	Cross section $\text{mm}^2$
Use group B				
	150 V	8 A	24 - 16	-
Use group F				
	63 V	8 A	24 - 16	-

	VDE Zeichengenehmigung			
	Approval ID: 40045969			
	Nominal voltage $U_N$	Nominal current $I_N$	Cross section AWG	Cross section $\text{mm}^2$
	320 V	8 A	-	0.2 - 1.5



# HSCP-SP 1,5-1U6-7035 - Printed-circuit board connector



2202234

<https://www.phoenixcontact.com/us/products/2202234>

## Classifications

### ECLASS

ECLASS-11.0	27460202
ECLASS-12.0	27460202
ECLASS-13.0	27460202

### ETIM

ETIM 8.0	EC002638
----------	----------

### UNSPSC

UNSPSC 21.0	39121400
-------------	----------

# HSCP-SP 1,5-1U6-7035 - Printed-circuit board connector



2202234  
<https://www.phoenixcontact.com/us/products/2202234>

## Environmental product compliance

China RoHS	Environmentally friendly use period: unlimited = EFUP-e
	No hazardous substances above threshold values

# HSCP-SP 1,5-1U6-7035 - Printed-circuit board connector



2202234

<https://www.phoenixcontact.com/us/products/2202234>

## Accessories

### CP-DMC 1,5 NAT - Coding profile

1790647

<https://www.phoenixcontact.com/us/products/1790647>

Coding profile, for insertion between the coding ribs of the connector and the header following the reflow soldering process, insulating material, color: natural



---

### SZS 0,4X2,5 VDE - Screwdriver

1205037

<https://www.phoenixcontact.com/us/products/1205037>

Screwdriver, slot-headed, VDE insulated, size: 0.4 x 2.5 x 80 mm, 2-component grip, with non-slip grip



---

Phoenix Contact 2023 © - all rights reserved  
<https://www.phoenixcontact.com>

Phoenix Contact USA  
586 Fulling Mill Road  
Middletown, PA 17057, United States  
(+717) 944-1300  
[info@phoenixcon.com](mailto:info@phoenixcon.com)