


Multilayer Chip Audio Bead - MZA Series

Operating Temp. : -55°C ~+125°C



FEATURES

- Internal silver printed layers and magnetic shielded structures to minimize crosstalk
- Perfect effect for EMI suppression at high frequency
- Low DC resistance suitable for large current signals
- Excellent performance of THD+N

APPLICATIONS

- High frequency noise suppression in electric equipments such as computer and peripheral devices, DVD, cameras, LCD TVs, communication equipments, OA equipments, etc.

PRODUCT IDENTIFICATION

MZAH

①

1608

②

G

③

471

④

-1R6

⑤

T

⑥

F

⑦

①

Type	
MZAS	Audio Filter for High Speed Signal
MZAH	Audio Filter for High Frequency Noise
MZA	Audio Filter for wide rang frequency noise

②

External Dimensions (L×W) (mm)	
1005 [0402]	1.0×0.5
1608 [0603]	1.6×0.8
2016 [0806]	2.0×1.6
3225 [1210]	3.2×2.5

⑤

Rated Current	
R40	0.4A
1R6	1.6A

③

Material Code	
F, G, K, D	

④

Nominal Impedance	
Example	Nominal Value
471	470Ω
152	1500Ω

⑥

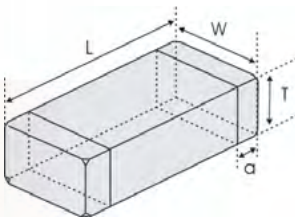
Packing	
T	Tape & Reel

⑦

Hazardous Substance Free Products	
F	

SHAPE AND DIMENSIONS

Unit: mm [inch]



Type	L	W	T	a
MZAH/MZAS 1005[0402]	1.0±0.15 [.039±.006]	0.5±0.15 [.020±.006]	0.5±0.15 [.020±.006]	0.25±0.1 [.010±.004]
MZAH/MZAS 1608[0603]	1.6±0.15 [.063±.006]	0.8±0.15 [.031±.006]	0.8±0.15 [.031±.006]	0.3±0.2 [.012±.008]
MZAS2016 [0806]	2.0 (+0.3, -0.1) [.079 (+.012, -.004)]	1.6±0.2 [.063±.008]	0.9±0.1 [.035±.004]	0.5±0.3 [.020±.012]
MZAS3225 [1210]	3.20±0.20 [0.126±0.008]	2.50±0.20 [0.098±0.008]	2.0±0.2 [0.079±0.008]	0.7±0.3 [0.028±0.012]

SPECIFICATION

MZAH1005 Series

Part Number	Impedance			Max. DC Resistance	Max. Rated Current	Thickness
	@900MHz(Typ.)	@900MHz(Min.)	@1.7GHz(Typ.)			
Units	Ω			Ω	mA	mm [inch]
Symbol	Z			DCR	I _r	T
MZAH1005F101-1R1TF	100	70	160	0.100	1100	0.5±0.15 [0.020±0.006]
MZAH1005F331-R65TF	330	230	540	0.300	650	
MZAH1005F461-R90TF	460	300	600	0.170	900	
MZAH1005F771-R50TF	770	530	900	0.500	500	
MZAH1005F152-R40TF	1500	1000	1000	0.600	400	
MZAH1005F262-R35TF	2600	1800	1450	0.800	350	
MZAH1005F352-R27TF	3500	2500	1600	1.350	270	
MZAH1005F462-R27TF	4600	2800	1800	1.650	270	

MZAH1608 Series

Part Number	Impedance			Max. DC Resistance	Max. Rated Current	Thickness
	@900MHz(Typ.)	@900MHz(Min.)	@1.7GHz(Typ.)			
Units	Ω			Ω	mA	mm [inch]
Symbol	Z			DCR	I _r	T
MZAH1608G471-1R6TF	470	280	270	0.075	1600	0.8±0.15 [.031±.006]

MZAS1005 Series

Part Number	Impedance	Z Test Freq.	Max. DC Resistance	Max. Rated Current	Thickness
Units	Ω	MHz	Ω	mA	mm [inch]
Symbol	Z	Freq.	DCR	I _r	T
MZAS1005G700-R90TF	70±25%	100	0.200	900	0.5±0.15 [0.020±0.006]
MZAS1005G121-R80TF	120±25%	100	0.300	800	
MZAS1005G221-R70TF	220±25%	100	0.400	700	
MZAS1005K102-R23TF	1000±25%	100	0.900	230	

MZAS1608 Series

Part Number	Impedance	Z Test Freq.	Max. DC Resistance	Max. Rated Current	Thickness
Units	Ω	MHz	Ω	mA	mm [inch]
Symbol	Z	Freq.	DCR	I _r	T
MZAS1608G600-1R2TF	60±25%	100	0.130	1200	0.8±0.15 [.031±.006]
MZAS1608G121-1R3TF	120±25%	100	0.140	1300	
MZAS1608G251-1R1TF	250±25%	100	0.190	1100	
MZAS1608K501-R95TF	500±25%	100	0.250	950	
MZAS1608K701-R80TF	700±25%	100	0.290	800	

SPECIFICATION

MZAS2016 Series

Part Number	Impedance	Z Test Freq.	Max. DC Resistance	Max. Rated Current	Thickness
Units	Ω	MHz	Ω	mA	mm [inch]
Symbol	Z	Freq.	DCR	I _r	T
MZAS2016G401-2R0TF	400±25%	100	0.10	2000	0.9±0.1 [.035±.004]

MZAS3225 Series

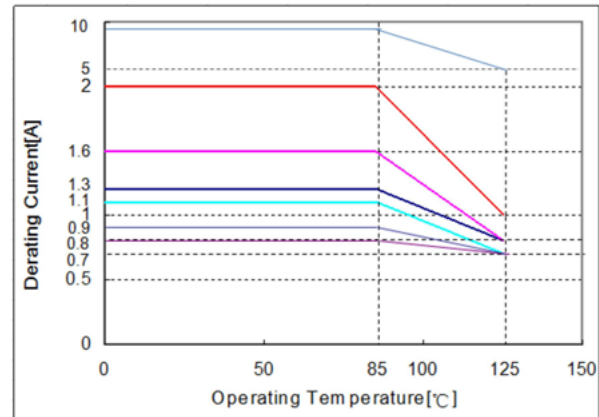
Part Number	Impedance	Z Test Freq.	Max. DC Resistance	Max. Rated Current	Thickness
Units	Ω	MHz	Ω	mA	mm [inch]
Symbol	Z	Freq.	DCR	I _r	T
MZAS3225D300TF	20~40	100	0.0016	10000	2.0±0.2 [0.079±0.008]
MZAS3225D681-4R0TF	680±25%	100	0.035	4000	1.5±0.2 [0.059±0.008]

※: Products with other electrical characteristics can be provided upon customer's request. Please contact your local sales.

TYPICAL ELECTRICAL CHARACTERISTICS

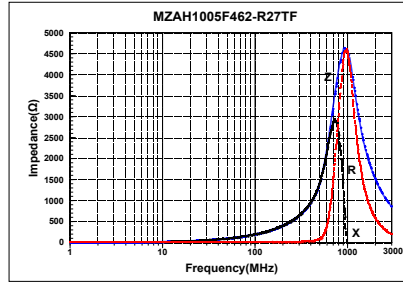
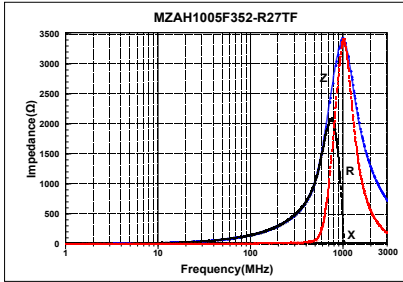
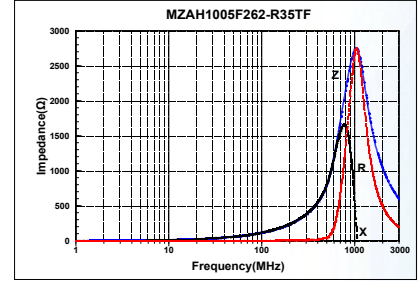
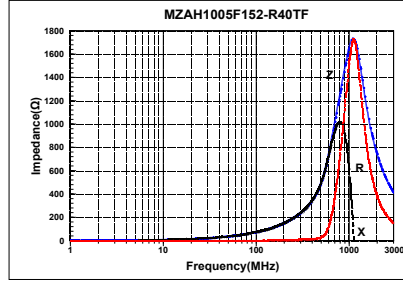
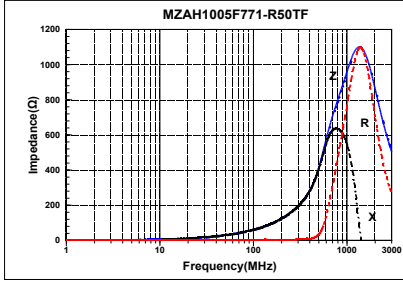
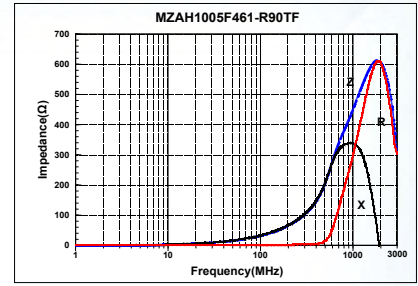
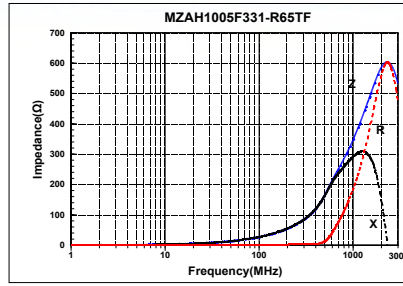
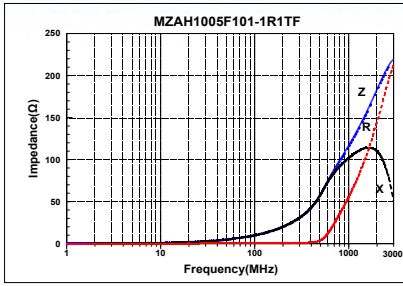
Rated Current

When operating temperatures exceed +85°C, derating of current is necessary for chip ferrite beads for which rated current is 800mA and over. Please apply the derating curve shown in chart according to the operating temperature.

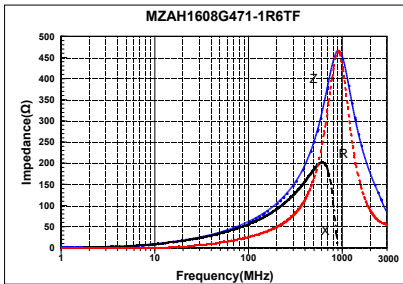


TYPICAL ELECTRICAL CHARACTERISTICS

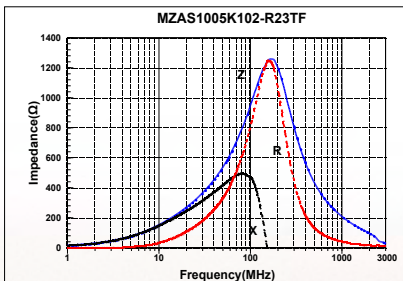
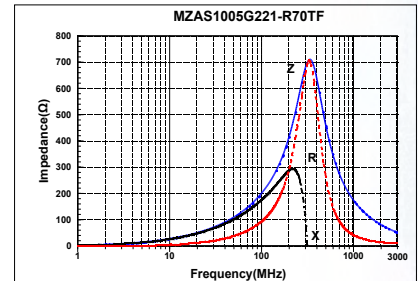
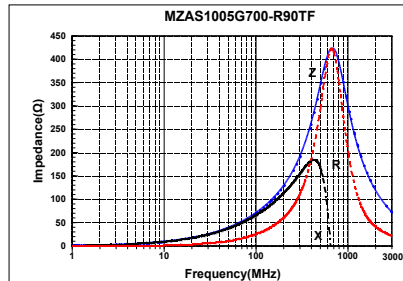
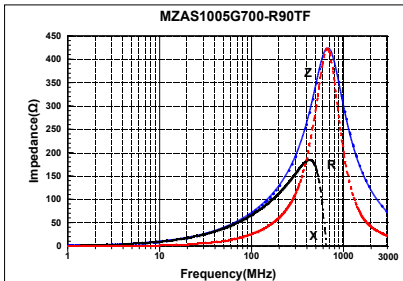
MZAH1005 Series



MZAH1608 Series

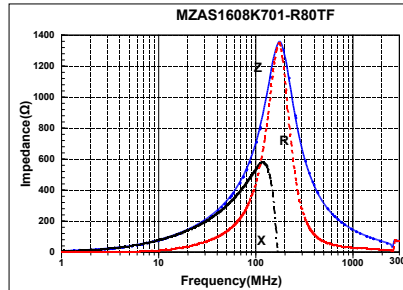
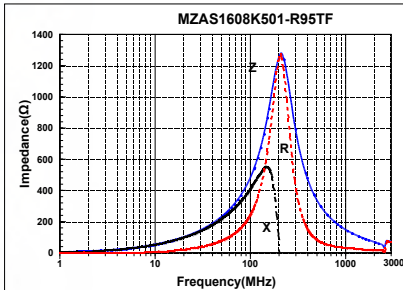
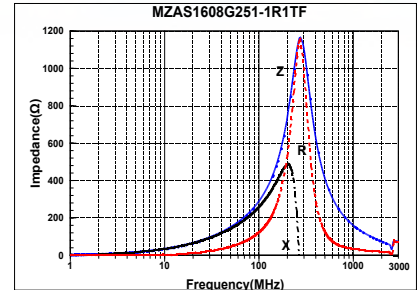
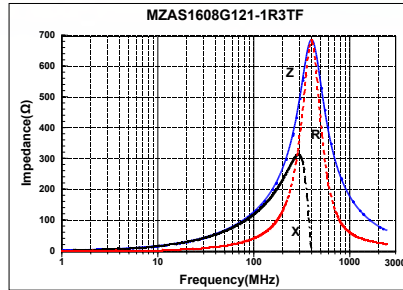
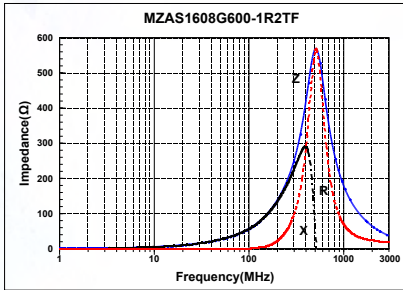


MZAS1005 Series

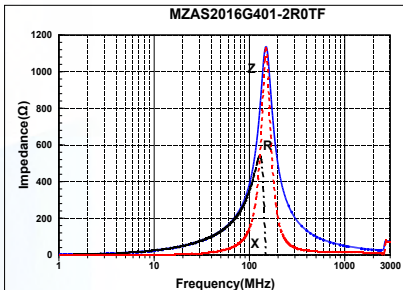


TYPICAL ELECTRICAL CHARACTERISTICS

MZAS1608 Series



MZAS2016 Series



MZAS3225 Series

