


UK 5-TWIN BU - Feed-through terminal block



1923047

<https://www.phoenixcontact.com/us/products/1923047>

Please be informed that the data shown in this PDF document is generated from our online catalog. Please find the complete data in the user documentation. Our general terms of use for downloads are valid.



1-level terminal block with double connection on one side, cross section: 0.2 - 4 mm², AWG: 24 - 12, width: 6.2 mm, color: blue

Your advantages

- These twin modular terminal blocks are designed for the basic task of potential branching
- Two independent conductor connections can be used on the control cabinet side
- Universal foot for mounting on NS 35.. or NS 32... DIN rails
- Easy connection of different types of conductors with different cross sections
- Can be bridged in the terminal center, even with neighboring feed-through terminal blocks aligned

Commercial data

Item number	1923047
Packing unit	1 pc
Minimum order quantity	50 pc
Sales key	BE12
Product key	BE1212
Catalog page	Page 467 (C-1-2019)
GTIN	4017918052447
Weight per piece (including packing)	12.663 g
Weight per piece (excluding packing)	11.7 g
Customs tariff number	85369010
Country of origin	CN

UK 5-TWIN BU - Feed-through terminal block



1923047

<https://www.phoenixcontact.com/us/products/1923047>

Technical data

Product properties

Product type	Multi-conductor terminal block
Number of connections	3
Number of rows	2
Potentials	1

Insulation characteristics

Overvoltage category	III
Degree of pollution	3

Electrical properties

Rated surge voltage	6 kV
Maximum power dissipation for nominal condition	1.02 W

Connection data

Number of connections per level	3
Nominal cross section	4 mm ²

1 level

Screw thread	M3
Tightening torque	0.6 ... 0.8 Nm
Stripping length	8 mm
Connection in acc. with standard	IEC 60947-7-1
Conductor cross section rigid	0.2 mm ² ... 4 mm ²
Cross section AWG	24 ... 12 (converted acc. to IEC)
Conductor cross section flexible	0.2 mm ² ... 4 mm ²
Conductor cross section, flexible [AWG]	24 ... 12 (converted acc. to IEC)
Conductor cross-section flexible (ferrule without plastic sleeve)	0.25 mm ² ... 4 mm ²
Flexible conductor cross section (ferrule with plastic sleeve)	0.25 mm ² ... 2.5 mm ²
Cross-section with insertion bridge, rigid	4 mm ²
Cross-section with insertion bridge, flexible	4 mm ²
2 conductors with same cross section, solid	0.2 mm ² ... 1.5 mm ²
2 conductors with same cross section, flexible	0.2 mm ² ... 1.5 mm ²
2 conductors with same cross section, flexible, with ferrule without plastic sleeve	0.25 mm ² ... 1.5 mm ²
2 conductors with the same cross section, flexible, with TWIN ferrule with plastic sleeve	0.5 mm ² ... 1.5 mm ²
Nominal current	32 A (with 4 mm ² conductor cross section)
Maximum load current	32 A (in case of a 4 mm ² conductor cross section, the maximum load current must not be exceeded by the total current of all connected conductors.)
Nominal voltage	500 V (With tightened clamping screws)
Nominal cross section	4 mm ²

UK 5-TWIN BU - Feed-through terminal block



1923047

<https://www.phoenixcontact.com/us/products/1923047>

Ex data

Rated data (ATEX/IECEx)

Identification	Ex II 2 G Ex eb IIC Gb
Operating temperature range	-50 °C ... 110 °C
Ex-certified accessories	1923034 D-UK 5-TWIN
	9911501 UK 5-TWIN DECKELSEGMENTGY7042
	1205053 SZS 0,6X3,5
Ex temperature increase	33 K (32 A / 4 mm²)
Rated voltage	275 V
Rated insulation voltage	250 V
output	(Permanent)

Ex level General

Rated current	32 A
Maximum load current	32 A
Contact resistance	0.34 mΩ

Ex connection data General

Stripping length	8 mm
Torque range	0.6 Nm ... 0.8 Nm
Nominal cross section	4 mm²
Rated cross section AWG	12
Connection capacity rigid	0.2 mm² ... 4 mm²
Connection capacity AWG	24 ... 12
Connection capacity flexible	0.2 mm² ... 4 mm²
Connection capacity AWG	24 ... 12
2 conductors with same cross section, solid	0.2 mm² ... 1.5 mm²
2 conductors with the same cross-section AWG rigid	24 ... 16
2 conductors with same cross section, stranded	0.2 mm² ... 1.5 mm²
2 conductors with the same cross-section AWG flexible	24 ... 16

Dimensions

Width	6.2 mm
End cover width	2 mm
Height	50.5 mm
Depth on NS 32	52 mm
Depth on NS 35/7,5	47 mm
Depth on NS 35/15	54.5 mm

Material specifications

Color	blue
Flammability rating according to UL 94	V2
Insulating material group	I
Insulating material	PA

UK 5-TWIN BU - Feed-through terminal block



1923047

<https://www.phoenixcontact.com/us/products/1923047>

Static insulating material application in cold	-60 °C
Temperature index of insulation material (DIN EN 60216-1 (VDE 0304-21))	130 °C
Relative insulation material temperature index (Elec., UL 746 B)	130 °C
Fire protection for rail vehicles (DIN EN 45545-2) R22	HL 1 - HL 3
Fire protection for rail vehicles (DIN EN 45545-2) R23	HL 1 - HL 3
Fire protection for rail vehicles (DIN EN 45545-2) R24	HL 1 - HL 3
Fire protection for rail vehicles (DIN EN 45545-2) R26	HL 1 - HL 3
Calorimetric heat release NFPA 130 (ASTM E 1354)	28 MJ/kg
Surface flammability NFPA 130 (ASTM E 162)	passed
Specific optical density of smoke NFPA 130 (ASTM E 662)	passed
Smoke gas toxicity NFPA 130 (SMP 800C)	passed

Electrical tests

Surge voltage test

Test voltage setpoint	7.3 kV
Result	Test passed

Temperature-rise test

Requirement temperature-rise test	Increase in temperature ≤ 45 K
Result	Test passed
	Test passed
Short-time withstand current 4000000 mm ²	0.00048 kA
Result	Test passed

Power-frequency withstand voltage

Test voltage setpoint	1.89 kV
Result	Test passed

Mechanical properties

Mechanical data

Open side panel	Yes
-----------------	-----

Mechanical tests

Mechanical strength

Result	Test passed
--------	-------------

Attachment on the carrier

DIN rail/fixing support	NS 32/NS 35
Test force setpoint	1 N
Result	Test passed

Test for conductor damage and slackening

Rotation speed	10 (+/- 2) rpm
Revolutions	135

UK 5-TWIN BU - Feed-through terminal block



1923047

<https://www.phoenixcontact.com/us/products/1923047>

Conductor cross section/weight	0.2 mm ² / 0.2 kg
	1.5 mm ² / 0.4 kg
	4 mm ² / 0.9 kg
Result	Test passed

Environmental and real-life conditions

Aging

Temperature cycles	192
	192

Needle-flame test

Time of exposure	30 s
Result	Test passed

Oscillation/broadband noise

Specification	DIN EN 50155 (VDE 0115-200):2018-05
---------------	-------------------------------------

Ambient conditions

Ambient temperature (operation)	-60 °C ... 105 °C (max. short-term operating temperature RTI Elec.)
Ambient temperature (storage/transport)	-25 °C ... 60 °C (for a short time, not exceeding 24 h, -60 °C to +70 °C)
Ambient temperature (assembly)	-5 °C ... 70 °C
Ambient temperature (actuation)	-5 °C ... 70 °C
Permissible humidity (storage/transport)	30 % ... 70 %

Standards and regulations

Connection in acc. with standard	IEC 60947-7-1
----------------------------------	---------------

Mounting

Mounting type	NS 35/7,5
	NS 35/15
	NS 32

UK 5-TWIN BU - Feed-through terminal block



1923047

<https://www.phoenixcontact.com/us/products/1923047>

Approvals

To download certificates, visit the product detail page: <https://www.phoenixcontact.com/us/products/1923047>

DNV

Approval ID: TAE00001CT



CSA

Approval ID: 13631

	Nominal voltage U_N	Nominal current I_N	Cross section AWG	Cross section mm^2
	300 V	30 A	22 - 10	-



IECEE CB Scheme

Approval ID: NL-65052

	Nominal voltage U_N	Nominal current I_N	Cross section AWG	Cross section mm^2
	500 V	32 A	-	- 4



EAC

Approval ID: RU C-DE.BL08.B.00534



cULus Recognized

Approval ID: E60425

	Nominal voltage U_N	Nominal current I_N	Cross section AWG	Cross section mm^2
Use group B				
Field wiring	300 V	30 A	30 - 10	-
Factory wiring	300 V	35 A	30 - 10	-
Use group C				
Field wiring	150 V	30 A	30 - 10	-
Factory wiring	150 V	35 A	30 - 10	-



KEMA-KEUR

Approval ID: 71-119845

	Nominal voltage U_N	Nominal current I_N	Cross section AWG	Cross section mm^2
	500 V	32 A	-	0.2 - 4



cUL Recognized

Approval ID: E192998


	Nominal voltage U_N	Nominal current I_N	Cross section AWG	Cross section mm^2
	150 V	30 A	30 - 10	-

UK 5-TWIN BU - Feed-through terminal block




1923047

<https://www.phoenixcontact.com/us/products/1923047>



EAC Ex
Approval ID: RU C-DE.HA91.B.00066

	UL Recognized Approval ID: E192998			
	Nominal voltage U_N	Nominal current I_N	Cross section AWG	Cross section mm^2
	150 V	30 A	30 - 10	-



CCC
Approval ID: 2020322313000623

cULus Recognized

UK 5-TWIN BU - Feed-through terminal block



1923047

<https://www.phoenixcontact.com/us/products/1923047>

Classifications

ECLASS

ECLASS-11.0	27141120
ECLASS-13.0	27250101

ETIM

ETIM 8.0	EC000897
----------	----------

UNSPSC

UNSPSC 21.0	39121400
-------------	----------

Environmental product compliance

China RoHS	Environmentally friendly use period: unlimited = EFUP-e
	No hazardous substances above threshold values

Phoenix Contact 2023 © - all rights reserved
<https://www.phoenixcontact.com>

Phoenix Contact USA
586 Fulling Mill Road
Middletown, PA 17057, United States
(+717) 944-1300
info@phoenixcon.com