

ZEC 1,5/11-LPV-7,5 C2 - PCB connector



1898460

<https://www.phoenixcontact.com/us/products/1898460>

Please be informed that the data shown in this PDF document is generated from our online catalog. Please find the complete data in the user documentation. Our general terms of use for downloads are valid.



PCB connector, nominal cross section: 1.5 mm², color: green, nominal current: 10 A, rated voltage (III/2): 630 V, contact surface: Tin, contact connection type: Socket, number of potentials: 11, number of rows: 1, number of positions: 11, number of connections: 11, product range: ZEC 1,5/...-LPV, pitch: 7.5 mm, mounting: Direct plug-in method, conductor/PCB connection direction: 0 °, number of solder pins per potential: 2, plug-in system: ZEC, locking: without, mounting: without, type of packaging: packed in cardboard

Your advantages

- Easy component connection
- Inexpensive direct plug-in connection with just one component

Commercial data

Item number	1898460
Packing unit	1 pc
Minimum order quantity	50 pc
Sales key	AA03
Product key	AACEBA
GTIN	4017918167172
Weight per piece (including packing)	13 g
Weight per piece (excluding packing)	12.419 g
Customs tariff number	85366930
Country of origin	BG

ZEC 1,5/11-LPV-7,5 C2 - PCB connector



1898460

<https://www.phoenixcontact.com/us/products/1898460>

Technical data

Product properties

Type	PCB connector
Product line	COMBICON Connectors M
Product type	PCB connector
Product family	ZEC 1,5/...-LPV
Number of positions	11
Pitch	7.5 mm
Number of connections	11
Number of rows	1
Mounting flange	without
Number of potentials	11
Solder pins per potential	2

Electrical properties

Nominal current I_N	10 A
Nominal voltage U_N	630 V
Degree of pollution	3
Contact resistance	1.2 mΩ
Rated voltage (III/3)	400 V
Rated surge voltage (III/3)	6 kV
Rated voltage (III/2)	630 V
Rated surge voltage (III/2)	6 kV
Rated voltage (II/2)	1000 V
Rated surge voltage (II/2)	6 kV

Mounting

Mounting type	Direct plug-in method
---------------	-----------------------

Material specifications

Material data - contact

Note	WEEE/RoHS-compliant, free of whiskers according to IEC 60068-2-82/JEDEC JESD 201
Contact material	Cu alloy
Surface characteristics	hot-dip tin-plated
Metal surface contact area (top layer)	Tin (4 - 8 μm Sn)

Material data - housing

Color (Housing)	green (6021)
Insulating material	PA
Insulating material group	I
CTI according to IEC 60112	600
Flammability rating according to UL 94	V0

ZEC 1,5/11-LPV-7,5 C2 - PCB connector



1898460

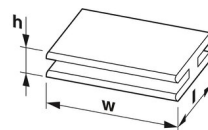
<https://www.phoenixcontact.com/us/products/1898460>

Glow wire flammability index GWFI according to EN 60695-2-12	850
Glow wire ignition temperature GWIT according to EN 60695-2-13	775
Temperature for the ball pressure test according to EN 60695-10-2	125 °C

Notes

Notes on operation	In accordance with IEC 61984, COMBICON connectors have no switching power (COC). During designated use, they must not be plugged in or disconnected when carrying voltage or under load.
--------------------	--

Dimensions

Dimensional drawing	
Pitch	7.5 mm
Width [w]	83.9 mm
Height [h]	7 mm
Length [l]	22.9 mm
Installed height	7 mm

Mechanical tests

Insertion and withdrawal forces

Result	Test passed
No. of cycles	20
Insertion strength per pos. approx.	6 N
Withdraw strength per pos. approx.	3 N

Resistance of inscriptions

Specification	IEC 60068-2-70:1995-12
Result	Test passed

Visual inspection

Specification	IEC 60512-2:1985-00
Result	Test passed

Dimension check

Specification	IEC 60512-2:1985-00
Result	Test passed

Electrical tests

Air clearances and creepage distances |

Specification	IEC 60664-1:2007-04
---------------	---------------------

ZEC 1,5/11-LPV-7,5 C2 - PCB connector



1898460

<https://www.phoenixcontact.com/us/products/1898460>

Insulating material group	I
Comparative tracking index (IEC 60112)	CTI 600
Rated insulation voltage (III/3)	400 V
Rated surge voltage (III/3)	6 kV
minimum clearance value - non-homogenous field (III/3)	5.5 mm
minimum creepage distance (III/3)	5.5 mm
Rated insulation voltage (III/2)	630 V
Rated surge voltage (III/2)	6 kV
minimum clearance value - non-homogenous field (III/2)	5.5 mm
minimum creepage distance (III/2)	5.5 mm
Rated insulation voltage (II/2)	1000 V
Rated surge voltage (II/2)	6 kV
minimum clearance value - non-homogenous field (II/2)	5.5 mm
minimum creepage distance (II/2)	5.5 mm

Environmental and real-life conditions

Vibration test

Specification	IEC 60068-2-6:1995-03
Frequency	10 - 150 - 10 Hz
Sweep speed	1 octave/min
Amplitude	0.35 mm (10 Hz ... 60.1 Hz)
Sweep speed	5g (60.1 Hz ... 150 Hz)
Test duration per axis	2.5 h

Durability test

Specification	IEC 60512-5:1992-08
Contact resistance R_1	1.2 mΩ
Contact resistance R_2	1.5 mΩ
Insertion/withdrawal cycles	20

Climatic test

Specification	ISO 6988:1985-02
Corrosive stress	0.2 dm ³ SO ₂ on 300 dm ³ /40 °C/1 cycle
Thermal stress	100 °C/168 h
Power-frequency withstand voltage	3.31 kV

Ambient conditions

Ambient temperature (operation)	-40 °C ... 100 °C (dependent on the derating curve)
Ambient temperature (storage/transport)	-40 °C ... 70 °C
Relative humidity (storage/transport)	30 % ... 70 %
Ambient temperature (assembly)	-5 °C ... 100 °C

Packaging specifications

Type of packaging	packed in cardboard
-------------------	---------------------

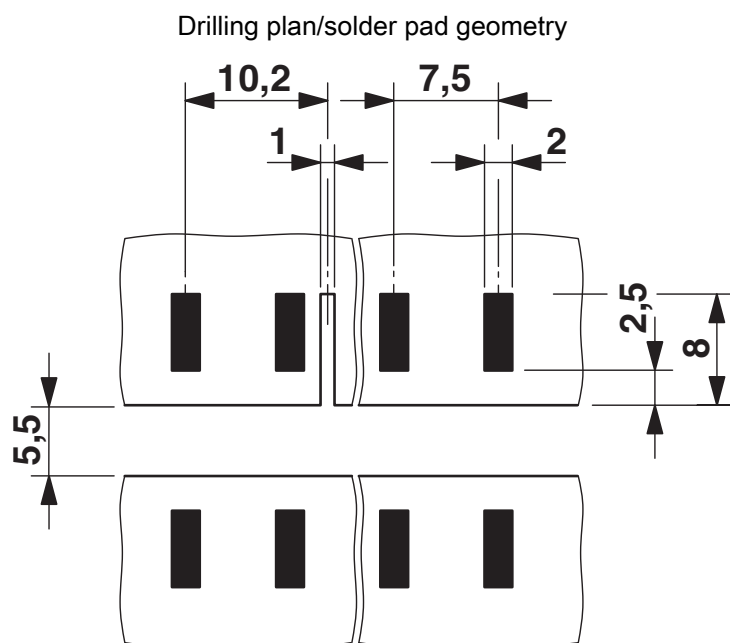
ZEC 1,5/11-LPV-7,5 C2 - PCB connector



1898460

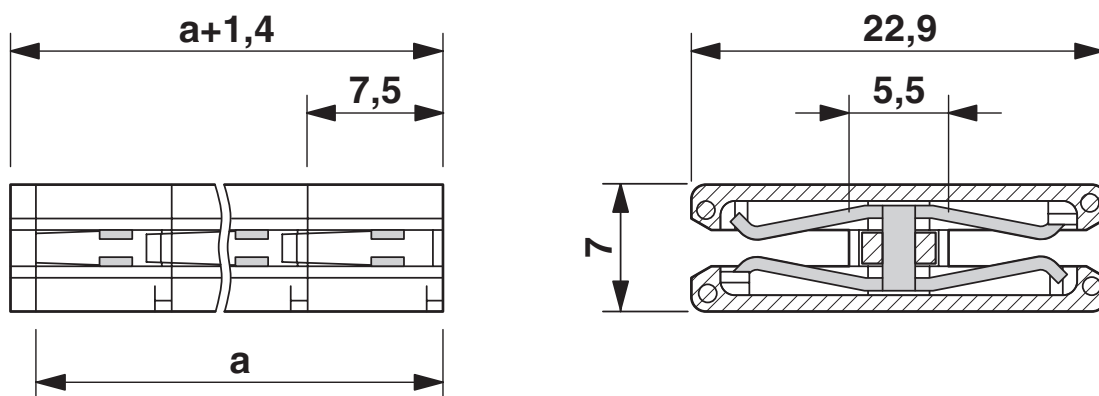
<https://www.phoenixcontact.com/us/products/1898460>

Drawings



Size of the PCB: 1.6 ± 0.2 mm

Dimensional drawing



ZEC 1,5/11-LPV-7,5 C2 - PCB connector



1898460

<https://www.phoenixcontact.com/us/products/1898460>

Approvals

To download certificates, visit the product detail page: <https://www.phoenixcontact.com/us/products/1898460>



EAC

Approval ID: B.01687



cULus Recognized

Approval ID: E60425-19941110

	Nominal voltage U_N	Nominal current I_N	Cross section AWG	Cross section mm^2
Use group B				
	300 V	10 A	-	-
Use group D				
	300 V	10 A	-	-



VDE Gutachten mit Fertigungsüberwachung

Approval ID: 40020343

	Nominal voltage U_N	Nominal current I_N	Cross section AWG	Cross section mm^2
	400 V	10 A	-	-

ZEC 1,5/11-LPV-7,5 C2 - PCB connector



1898460

<https://www.phoenixcontact.com/us/products/1898460>

Classifications

ECLASS

ECLASS-11.0	27460201
ECLASS-12.0	27460201
ECLASS-13.0	27460201

ETIM

ETIM 8.0	EC002637
----------	----------

UNSPSC

UNSPSC 21.0	39121400
-------------	----------

ZEC 1,5/11-LPV-7,5 C2 - PCB connector



1898460
<https://www.phoenixcontact.com/us/products/1898460>

Environmental product compliance

China RoHS	Environmentally friendly use period: unlimited = EFUP-e
	No hazardous substances above threshold values

Phoenix Contact 2023 © - all rights reserved
<https://www.phoenixcontact.com>

Phoenix Contact USA
586 Fulling Mill Road
Middletown, PA 17057, United States
(+717) 944-1300
info@phoenixcon.com