

ZEC 1,5/ 2-ST-5,0 C2 R1,2 - Printed-circuit board connector



1883048

<https://www.phoenixcontact.com/us/products/1883048>

Please be informed that the data shown in this PDF document is generated from our online catalog. Please find the complete data in the user documentation. Our general terms of use for downloads are valid.



PCB direct plug, nominal cross section: 1.5 mm², color: green, nominal current: 10 A, rated voltage (III/2): 320 V, contact surface: Tin, contact connection type: Socket, number of potentials: 2, number of rows: 1, number of positions: 2, number of connections: 2, product range: ZEC 1,5/.-ST, pitch: 5 mm, connection method: Spring-cage connection, mounting: Direct plug-in method, conductor/PCB connection direction: 0 °, plug-in system: ZEC, locking: Snap-in locking, mounting: Self-locking flange, type of packaging: packed in cardboard

Your advantages

- Defined contact force ensures that contact remains stable over the long term
- Inexpensive direct plug-in connection with just one component
- Clamping space opened by means of fixed screwdriver enables convenient conductor connection
- Plug-in direction parallel to the PCB

Commercial data

| | |
|--------------------------------------|---------------------|
| Item number | 1883048 |
| Packing unit | 1 pc |
| Minimum order quantity | 50 pc |
| Sales key | AA03 |
| Product key | AACECA |
| Catalog page | Page 365 (C-1-2013) |
| GTIN | 4017918161002 |
| Weight per piece (including packing) | 3.839 g |
| Weight per piece (excluding packing) | 3.8 g |
| Customs tariff number | 85366930 |
| Country of origin | GR |

ZEC 1,5/ 2-ST-5,0 C2 R1,2 - Printed-circuit board connector



1883048

<https://www.phoenixcontact.com/us/products/1883048>

Technical data

Product properties

| | |
|-----------------------|-----------------------|
| Type | Direct plug connector |
| Product line | COMBICON Connectors M |
| Product type | PCB direct plug |
| Product family | ZEC 1,5/...-ST |
| Number of positions | 2 |
| Pitch | 5 mm |
| Number of connections | 2 |
| Number of rows | 1 |
| Mounting flange | without |
| Number of potentials | 2 |

Electrical properties

| | |
|-----------------------------|--------|
| Nominal current I_N | 10 A |
| Nominal voltage U_N | 320 V |
| Degree of pollution | 3 |
| Contact resistance | 1.2 mΩ |
| Rated voltage (III/3) | 250 V |
| Rated surge voltage (III/3) | 4 kV |
| Rated voltage (III/2) | 320 V |
| Rated surge voltage (III/2) | 4 kV |
| Rated voltage (II/2) | 630 V |
| Rated surge voltage (II/2) | 4 kV |

Connection data

Connection technology

| | |
|-------------------------|-----------------------|
| Type | Direct plug connector |
| Connector system | ZEC |
| Nominal cross section | 1.5 mm ² |
| Contact connection type | Socket |

Interlock

| | |
|-----------------|---------------------|
| Locking type | Snap-in locking |
| Mounting flange | Self-locking flange |

Conductor connection

| | |
|--|--|
| Connection method | Spring-cage connection |
| Connection direction of the conductor to plug-in direction | 0 ° |
| Conductor cross section rigid | 0.2 mm ² ... 1.5 mm ² |
| Conductor cross section flexible | 0.2 mm ² ... 1.5 mm ² |
| Conductor cross section AWG | 24 ... 16 |
| Conductor cross section flexible, with ferrule without plastic | 0.25 mm ² ... 1.5 mm ² |

ZEC 1,5/ 2-ST-5,0 C2 R1,2 - Printed-circuit board connector



1883048

<https://www.phoenixcontact.com/us/products/1883048>

| | |
|---|--|
| sleeve | |
| Conductor cross section, flexible, with ferrule, with plastic sleeve | 0.25 mm ² ... 1.5 mm ² |
| 2 conductors with the same cross section, flexible, with TWIN ferrule with plastic sleeve | 0.5 mm ² ... 0.5 mm ² |
| Stripping length | 7 mm |

Mounting

| | |
|-------------------|------------------------|
| Mounting type | Direct plug-in method |
| Connection method | Spring-cage connection |

Material specifications

Material data - contact

| | |
|--|--|
| Note | WEEE/RoHS-compliant, free of whiskers according to IEC 60068-2-82/JEDEC JESD 201 |
| Contact material | Cu alloy |
| Surface characteristics | hot-dip tin-plated |
| Metal surface terminal point (top layer) | Tin (4 - 8 µm Sn) |
| Metal surface contact area (top layer) | Tin (4 - 8 µm Sn) |

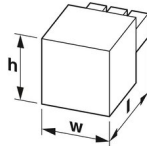
Material data - housing

| | |
|---|--------------|
| Color (Housing) | green (6021) |
| Insulating material | PA |
| Insulating material group | I |
| CTI according to IEC 60112 | 600 |
| Flammability rating according to UL 94 | V0 |
| Glow wire flammability index GWFI according to EN 60695-2-12 | 850 |
| Glow wire ignition temperature GWIT according to EN 60695-2-13 | 775 |
| Temperature for the ball pressure test according to EN 60695-10-2 | 125 °C |

Notes

| | |
|--------------------|--|
| Notes on operation | In accordance with IEC 61984, COMBICON connectors have no switching power (COC). During designated use, they must not be plugged in or disconnected when carrying voltage or under load. |
|--------------------|--|

Dimensions

| | |
|---------------------|--|
| Dimensional drawing |  |
| Pitch | 5 mm |
| Width [w] | 11.4 mm |
| Height [h] | 13.7 mm |

ZEC 1,5/ 2-ST-5,0 C2 R1,2 - Printed-circuit board connector



1883048

<https://www.phoenixcontact.com/us/products/1883048>

| | |
|------------------|----------|
| Length [l] | 24.05 mm |
| Installed height | 13.7 mm |

Mechanical tests

Test for conductor damage and slackening

| | |
|---------------|---------------------|
| Specification | IEC 60999-1:1990-05 |
| Result | Test passed |

Repeated connection and disconnection

| | |
|---------------|---------------------|
| Specification | IEC 60999-1:1990-05 |
| Result | Test passed |

Pull-out test

| | |
|---|---|
| Specification | IEC 60999-1:1990-05 |
| Conductor cross section/conductor type/tractive force setpoint/actual value | 0.2 mm ² / solid / > 10 N |
| | 0.2 mm ² / flexible / > 10 N |
| | 1.5 mm ² / solid / > 40 N |
| | 1.5 mm ² / flexible / > 40 N |

Insertion and withdrawal forces

| | |
|-------------------------------------|-------------|
| Result | Test passed |
| No. of cycles | 20 |
| Insertion strength per pos. approx. | 6 N |
| Withdraw strength per pos. approx. | 3 N |

Resistance of inscriptions

| | |
|---------------|------------------------|
| Specification | IEC 60068-2-70:1995-12 |
| Result | Test passed |

Visual inspection

| | |
|---------------|---------------------|
| Specification | IEC 60512-2:1985-00 |
| Result | Test passed |

Dimension check

| | |
|---------------|---------------------|
| Specification | IEC 60512-2:1985-00 |
| Result | Test passed |

Electrical tests

Thermal test | Test group C

| | |
|----------------------------|-----------------------|
| Specification | IEC 60512-5-1:2002-02 |
| Tested number of positions | 12 |

Insulation resistance

| | |
|--|---------------------|
| Specification | IEC 60512-2:1985-00 |
| Insulation resistance, neighboring positions | 10 ¹² Ω |

Air clearances and creepage distances |

ZEC 1,5/ 2-ST-5,0 C2 R1,2 - Printed-circuit board connector



1883048

<https://www.phoenixcontact.com/us/products/1883048>

| | |
|--|---------------------|
| Specification | IEC 60664-1:2007-04 |
| Insulating material group | I |
| Comparative tracking index (IEC 60112) | CTI 600 |
| Rated insulation voltage (III/3) | 250 V |
| Rated surge voltage (III/3) | 4 kV |
| minimum clearance value - non-homogenous field (III/3) | 3 mm |
| minimum creepage distance (III/3) | 3.2 mm |
| Rated insulation voltage (III/2) | 320 V |
| Rated surge voltage (III/2) | 4 kV |
| minimum clearance value - non-homogenous field (III/2) | 3 mm |
| minimum creepage distance (III/2) | 3 mm |
| Rated insulation voltage (II/2) | 630 V |
| Rated surge voltage (II/2) | 4 kV |
| minimum clearance value - non-homogenous field (II/2) | 3 mm |
| minimum creepage distance (II/2) | 3.2 mm |

Environmental and real-life conditions

Vibration test

| | |
|------------------------|-----------------------------|
| Specification | IEC 60068-2-6:1995-03 |
| Frequency | 10 - 150 - 10 Hz |
| Sweep speed | 1 octave/min |
| Amplitude | 0.35 mm (10 Hz ... 60.1 Hz) |
| Sweep speed | 5g (60.1 Hz ... 150 Hz) |
| Test duration per axis | 2.5 h |

Durability test

| | |
|-----------------------------|---------------------|
| Specification | IEC 60512-5:1992-08 |
| Contact resistance R_1 | 1.2 mΩ |
| Contact resistance R_2 | 1.5 mΩ |
| Insertion/withdrawal cycles | 20 |

Climatic test

| | |
|-----------------------------------|---|
| Specification | ISO 6988:1985-02 |
| Corrosive stress | 0.2 dm ³ SO ₂ on 300 dm ³ /40 °C/1 cycle |
| Thermal stress | 100 °C/168 h |
| Power-frequency withstand voltage | 2.21 kV |

Ambient conditions

| | |
|---|---|
| Ambient temperature (operation) | -40 °C ... 100 °C (dependent on the derating curve) |
| Ambient temperature (storage/transport) | -40 °C ... 70 °C |
| Relative humidity (storage/transport) | 30 % ... 70 % |
| Ambient temperature (assembly) | -5 °C ... 100 °C |

Packaging specifications

| | |
|-------------------|---------------------|
| Type of packaging | packed in cardboard |
|-------------------|---------------------|

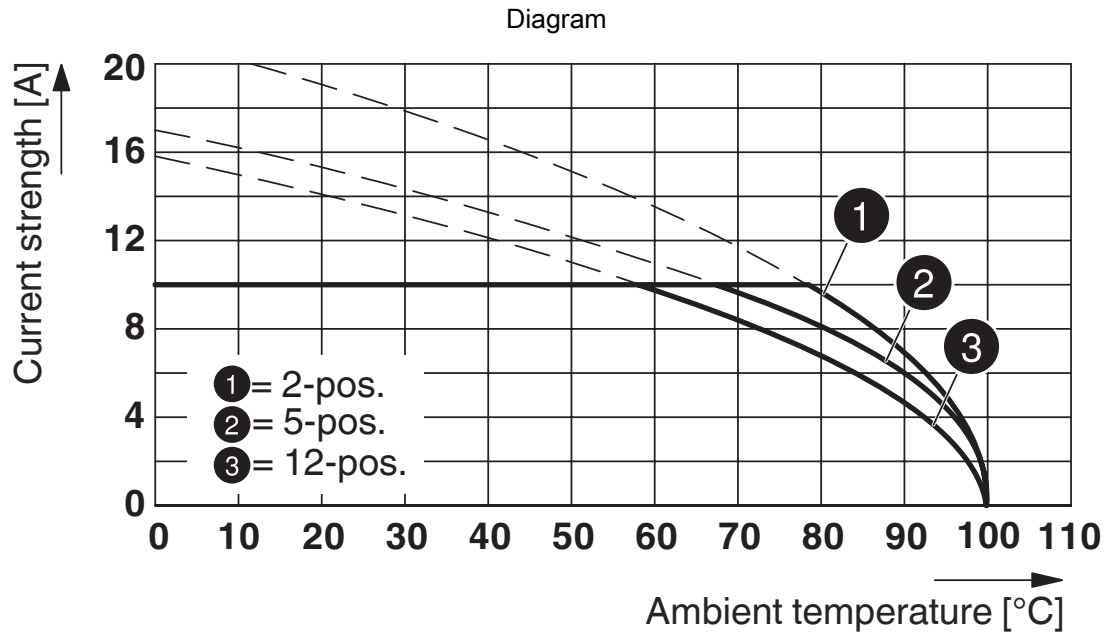
ZEC 1,5/ 2-ST-5,0 C2 R1,2 - Printed-circuit board connector



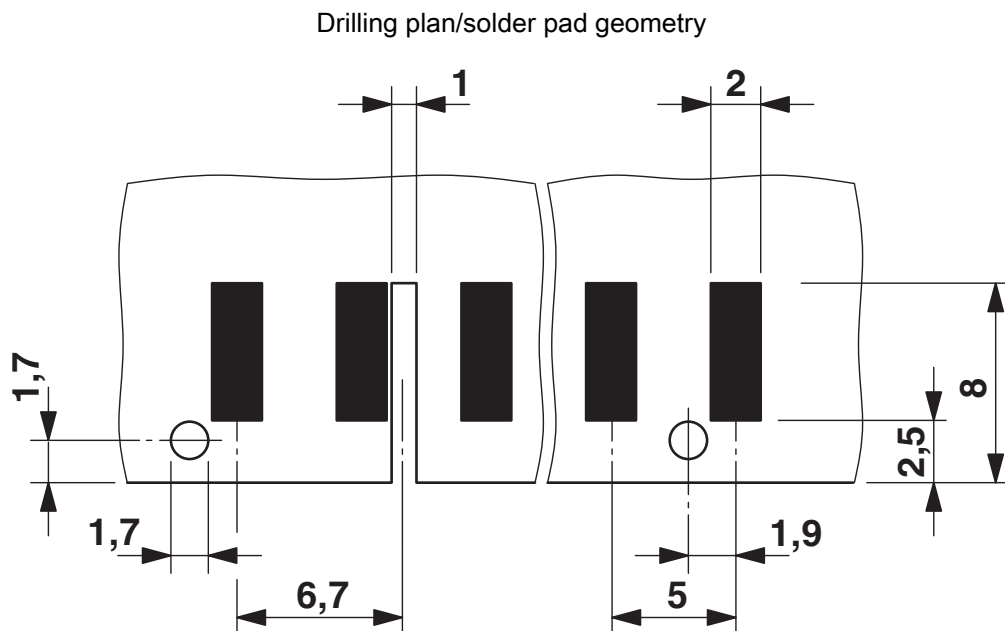
1883048

<https://www.phoenixcontact.com/us/products/1883048>

Drawings



Type: ZEC 1,5/...-ST-5,0



Size of the PCB: 1.6 ± 0.2 mm

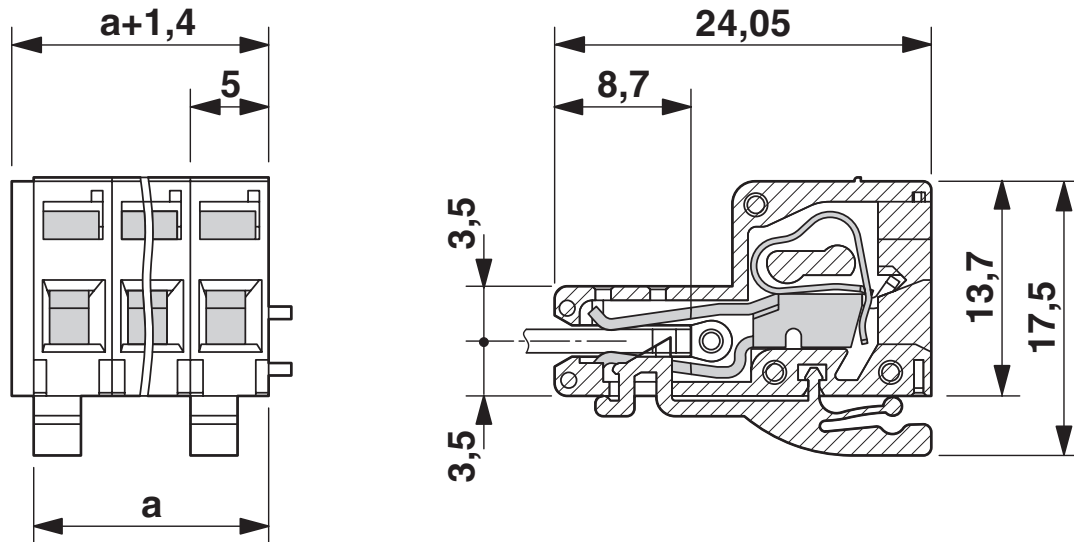
ZEC 1,5/ 2-ST-5,0 C2 R1,2 - Printed-circuit board connector



1883048

<https://www.phoenixcontact.com/us/products/1883048>

Dimensional drawing



ZEC 1,5/ 2-ST-5,0 C2 R1,2 - Printed-circuit board connector



1883048

<https://www.phoenixcontact.com/us/products/1883048>

Approvals

To download certificates, visit the product detail page: <https://www.phoenixcontact.com/us/products/1883048>



EAC

Approval ID: B.01687



cULus Recognized

Approval ID: E60425-19941110

| | Nominal voltage U_N | Nominal current I_N | Cross section AWG | Cross section mm^2 |
|-------------|-----------------------|-----------------------|-------------------|-----------------------------|
| Use group B | | | | |
| | 300 V | 10 A | 26 - 14 | - |
| Use group D | | | | |
| | 300 V | 10 A | 26 - 14 | - |



VDE Gutachten mit Fertigungsüberwachung

Approval ID: 40020343

| | Nominal voltage U_N | Nominal current I_N | Cross section AWG | Cross section mm^2 |
|--|-----------------------|-----------------------|-------------------|-----------------------------|
| | 250 V | 10 A | - | 0.2 - 1.5 |

ZEC 1,5/ 2-ST-5,0 C2 R1,2 - Printed-circuit board connector



1883048

<https://www.phoenixcontact.com/us/products/1883048>

Classifications

ECLASS

| | |
|-------------|----------|
| ECLASS-11.0 | 27460202 |
| ECLASS-12.0 | 27460202 |
| ECLASS-13.0 | 27460202 |

ETIM

| | |
|----------|----------|
| ETIM 8.0 | EC002638 |
|----------|----------|

UNSPSC

| | |
|-------------|----------|
| UNSPSC 21.0 | 39121400 |
|-------------|----------|

ZEC 1,5/ 2-ST-5,0 C2 R1,2 - Printed-circuit board connector



1883048
<https://www.phoenixcontact.com/us/products/1883048>

Environmental product compliance

| | |
|------------|---|
| China RoHS | Environmentally friendly use period: unlimited = EFUP-e |
| | No hazardous substances above threshold values |

ZEC 1,5/ 2-ST-5,0 C2 R1,2 - Printed-circuit board connector



1883048

<https://www.phoenixcontact.com/us/products/1883048>

Accessories

SZF 0-0,4X2,5 - Screwdriver

1204504

<https://www.phoenixcontact.com/us/products/1204504>



Actuation tool, for ST terminal blocks, also suitable for use as a bladed screwdriver, size: 0.4 x 2.5 x 75 mm, 2-component grip, with non-slip grip

SK 5/3,8:FORTL.ZAHLEN - Marker card

0804183

<https://www.phoenixcontact.com/us/products/0804183>



Marker card, white, labeled, horizontal: consecutive numbers 1 ... 10, 11 ... 20, etc. up to 91 ... (99)100, mounting type: adhesive, for terminal block width: 5 mm, lettering field size: 5 x 3.8 mm

Phoenix Contact 2023 © - all rights reserved

<https://www.phoenixcontact.com>

Phoenix Contact USA
586 Fulling Mill Road
Middletown, PA 17057, United States
(+717) 944-1300
info@phoenixcon.com