

PWO 16-UW/S - Panel feed-through terminal block



1844390

<https://www.phoenixcontact.com/us/products/1844390>

Please be informed that the data shown in this PDF document is generated from our online catalog. Please find the complete data in the user documentation. Our general terms of use for downloads are valid.



Panel feed-through terminal block, connection method: Push-in spring connection, Screw connection with tension sleeve, number of positions: 1, load current: 76 A, cross section: 1.5 mm² - 16 mm², connection direction of the conductor to plug-in direction: 45 °, width: 12 mm

Your advantages

- Time saving push-in connection, tools not required
- Defined contact force ensures that contact remains stable over the long term
- Tool-free snap-in principle enables easy mounting on the device panel
- Automatic panel thickness compensation enables universal use

Commercial data

Item number	1844390
Packing unit	1 pc
Minimum order quantity	50 pc
Sales key	AA28
Product key	AA1DEA
Catalog page	Page 29 (NTK-2014)
GTIN	4046356951326
Weight per piece (including packing)	37.21 g
Weight per piece (excluding packing)	33.4 g
Customs tariff number	85369010
Country of origin	CN

PWO 16-UW/S - Panel feed-through terminal block



1844390

<https://www.phoenixcontact.com/us/products/1844390>

Technical data

Product properties

Product type	Panel feed-through terminal block
Product family	PWO 16 - UW
Number of positions	1
Pitch	12.1 mm
Number of connections	2
Number of rows	1
Number of potentials	1

Insulation characteristics

Overvoltage category	III
Degree of pollution	3

Electrical properties

Nominal current I_N	76 A
Nominal voltage U_N	800 V
Degree of pollution	3
Rated voltage (III/3)	800 V
Rated surge voltage (III/3)	8 kV
Rated voltage (III/2)	1000 V
Rated surge voltage (III/2)	8 kV
Rated voltage (II/2)	1000 V
Rated surge voltage (II/2)	6 kV

Connection data

Connection technology

Connector system	UW 16 / PW 16
Nominal cross section	16 mm ²

Conductor connection exterior

Connection method	Push-in spring connection
Connection direction of the conductor to plug-in direction	45 °
Conductor cross section rigid	1.5 mm ² ... 16 mm ²
Single-conductor/terminal point multi-stranded	1.5 mm ² ... 16 mm ²
Conductor cross section flexible	1.5 mm ² ... 16 mm ²
Conductor cross section flexible, with ferrule without plastic sleeve	1.5 mm ² ... 16 mm ²
Conductor cross section, flexible, with ferrule, with plastic sleeve	1.5 mm ² ... 16 mm ²
2 conductors with the same cross section, flexible, with TWIN ferrule with plastic sleeve	1.5 mm ² ... 4 mm ²
Stripping length	18 mm

Conductor connection interior

PWO 16-UW/S - Panel feed-through terminal block



1844390

<https://www.phoenixcontact.com/us/products/1844390>

Connection method	Screw connection with tension sleeve
Connection direction of the conductor to plug-in direction	0 °
Conductor cross section rigid	6 mm² ... 16 mm²
Single-conductor/terminal point multi-stranded	6 mm² ... 25 mm²
Conductor cross section flexible	6 mm² ... 16 mm²
Conductor cross section AWG	10 ... 4
Conductor cross section flexible, with ferrule without plastic sleeve	6 mm² ... 16 mm²
Conductor cross section, flexible, with ferrule, with plastic sleeve	6 mm² ... 16 mm²
2 conductors with the same cross section, flexible, with TWIN ferrule with plastic sleeve	4 mm² ... 6 mm²
Internal cylindrical gage	B7
Stripping length	16 mm
Tightening torque	2 Nm ... 2.3 Nm

Mounting

Plate thickness	1 mm ... 6 mm
-----------------	---------------

Material specifications

Material data - contact

Note	WEEE/RoHS-compliant, free of whiskers according to IEC 60068-2-82/JEDEC JESD 201
Contact material	Cu alloy
Surface characteristics	tin-plated

Material data - housing

Color (Housing)	gray (7042)
Insulating material	PA
Insulating material group	I
CTI according to IEC 60112	600
Flammability rating according to UL 94	V0
Glow wire flammability index GWFI according to EN 60695-2-12	850
Glow wire ignition temperature GWIT according to EN 60695-2-13	775
Temperature for the ball pressure test according to EN 60695-10-2	125 °C

Notes

Safety note

Safety note	<ul style="list-style-type: none">• Only electrically qualified personnel may install and operate the product. To recognize and prevent danger, the qualified personnel must be familiar with the basics of electrical engineering.• Observe the technical data provided here and refer to the documents listed under "Downloads". The download area contains important information, such as installation notes, technical drawings, and 3D data.
-------------	--

PWO 16-UW/S - Panel feed-through terminal block



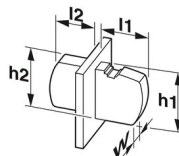
1844390

<https://www.phoenixcontact.com/us/products/1844390>

- The cable entry funnel is not safe to touch. Never connect or disconnect the terminal when it is energized. Take appropriate steps to ensure touch protection.

Dimensions

Dimensional drawing



Pitch	12.1 mm
Width [w]	12 mm

External dimensions

Width [w]	12 mm
Height [h1]	44.4 mm
Length [l1]	39.7 mm

Internal dimensions

Width [w]	12 mm
Height [h2]	38.3 mm
Length [l2]	29.5 mm

Mechanical tests

Test for conductor damage and slackening

Specification	IEC 60947-7-1:2009-04
Result	Test passed

Pull-out test

Specification	IEC 60947-7-1:2009-04
Conductor cross section/conductor type/tractive force setpoint/actual value	1.5 mm ² / solid / > 40 N
	1.5 mm ² / flexible / > 40 N
	16 mm ² / solid / > 100 N
	16 mm ² / flexible / > 100 N

Electrical tests

Temperature-rise test

Specification	IEC 60947-7-1:2009-04
Requirement temperature-rise test	Increase in temperature ≤ 45 K

Short-time withstand current

Specification	IEC 60947-7-1:2009-04
---------------	-----------------------

Air clearances and creepage distances | 1. Insulation coordination

Specification	IEC 60947-1:2007-06 + A1:2010-12
---------------	----------------------------------

PWO 16-UW/S - Panel feed-through terminal block



1844390

<https://www.phoenixcontact.com/us/products/1844390>

Insulating material group	I
Comparative tracking index (IEC 60112)	CTI 600
Rated insulation voltage (III/3)	800 V
Rated surge voltage (III/3)	8 kV
minimum clearance value - non-homogenous field (III/3)	8 mm
minimum creepage distance (III/3)	10 mm
Rated insulation voltage (III/2)	1000 V
Rated surge voltage (III/2)	8 kV
minimum clearance value - non-homogenous field (III/2)	8 mm
minimum creepage distance (III/2)	5 mm
Rated insulation voltage (II/2)	1000 V
Rated surge voltage (II/2)	6 kV
minimum clearance value - non-homogenous field (II/2)	5.5 mm
minimum creepage distance (II/2)	5 mm

Environmental and real-life conditions

Vibration test

Specification	IEC 60068-2-6:2007-12
Frequency	10 - 150 - 10 Hz
Sweep speed	1 octave/min
Amplitude	0.35 mm (10 Hz ... 60.1 Hz)
Sweep speed	5g (60.1 Hz ... 150 Hz)
Test duration per axis	2.5 h

Glow-wire test

Specification	IEC 60695-2-11:2000-10
Temperature	960 °C
Time of exposure	30 s

Ambient conditions

Ambient temperature (operation)	-40 °C ... 100 °C (Depending on the current carrying capacity/derating curve)
Ambient temperature (storage/transport)	-40 °C ... 70 °C
Relative humidity (storage/transport)	30 % ... 70 %
Ambient temperature (assembly)	-5 °C ... 100 °C
Ambient temperature (actuation)	-5 °C ... 100 °C

Packaging specifications

Type of packaging	packed in cardboard
-------------------	---------------------

PWO 16-UW/S - Panel feed-through terminal block




1844390


<https://www.phoenixcontact.com/us/products/1844390>

Approvals

To download certificates, visit the product detail page: <https://www.phoenixcontact.com/us/products/1844390>

 CSA Approval ID: 13631				
	Nominal voltage U_N	Nominal current I_N	Cross section AWG	Cross section mm^2
Use group B	600 V	66 A	14 - 4	-
Use group C	600 V	66 A	14 - 4	-

 EAC Approval ID: B.01687				
--	--	--	--	--

 cULus Recognized Approval ID: E60425-20100423				
	Nominal voltage U_N	Nominal current I_N	Cross section AWG	Cross section mm^2
Use group B	600 V	66 A	14 - 4	-
Use group C	600 V	66 A	14 - 4	-

PWO 16-UW/S - Panel feed-through terminal block



1844390

<https://www.phoenixcontact.com/us/products/1844390>

Classifications

ECLASS

ECLASS-11.0	27141134
ECLASS-13.0	27141134
ECLASS-12.0	27141134

ETIM

ETIM 8.0	EC001283
----------	----------

UNSPSC

UNSPSC 21.0	39121400
-------------	----------

PWO 16-UW/S - Panel feed-through terminal block



1844390

<https://www.phoenixcontact.com/us/products/1844390>

Environmental product compliance

China RoHS	Environmentally friendly use period: unlimited = EFUP-e
	No hazardous substances above threshold values

Phoenix Contact 2023 © - all rights reserved
<https://www.phoenixcontact.com>

Phoenix Contact USA
586 Fulling Mill Road
Middletown, PA 17057, United States
(+717) 944-1300
info@phoenixcon.com